

presented by **KitchenAid**[®]

SENIOR PGA CHAMPIONSHIP



ROGER CHAPMAN

2012 Senior PGA Champion
Harbor Shores | Benton Harbor, Mich.



74TH SENIOR PGA CHAMPIONSHIP

presented by KitchenAid

May 23-26, 2013

Bellerive Country Club

St. Louis, Mo.

75TH SENIOR PGA CHAMPIONSHIP

presented by KitchenAid

May 22-25, 2014

Harbor Shores

Benton Harbor, Mich.



74TH SENIOR PGA CHAMPIONSHIP

presented by KitchenAid

MAY 23 – 26, 2013 | Bellerive Country Club, St. Louis, Mo.

Defending Champion: Roger Chapman

FACTS AND FORMAT

Purse and Honors The 2013 Senior PGA Champion will have his name engraved on the Alfred S. Bourne Trophy, donated to The PGA of America in 1937. The 2013 total purse will be announced prior to the Championship. In 2012, the Senior PGA Champion received \$378,000 from a total purse of \$2.1 million.

Television (All Times Eastern)

Thursday, May 23GOLF Channel / 2:00 – 3:00 p.m.

Friday, May 24GOLF Channel / 12:00 – 3:00 p.m.

Saturday, May 25:NBC / 3:00 – 6:00 p.m.

Sunday, May 26NBC / 3:00 – 6:00 p.m.

Method of Play Seventy-two holes of stroke play, four rounds of 18 holes. Following the first 36 holes of play, the field of 156 players will be reduced to the low 70 scorers and ties. Those players will advance to complete the final two rounds. In the event of a tie for first place after 72 holes, there will be a hole-by-hole playoff beginning on the 18th hole. If a tie remains, the rotation of holes is Nos. 16, 17 and 18 repeated, if necessary.

Rules and Regulations The Rules of Golf, which govern play, are determined by the United States Golf Association and applied by the PGA of America Board of Directors. The Championship is subject to the overall supervision of the Board and the PGA Rules Committee.

Eligibility Officers of The PGA of America have approved the following list of players as eligible to compete in the 74th Senior PGA Championship presented by KitchenAid, provided they are at least 50 years of age:

- All former Senior PGA Champions
- All former PGA Champions
- All former Masters Champions
- All former U.S. Open Champions
- All former Open Champions
- All former U.S. Ryder Cup Team members
- The 15 low scorers and ties in the 2012 Senior PGA Championship presented by KitchenAid
- The top 50 money winners on the 2012 Champions Tour
- The top 50 money leaders from the 2013 Champions Tour money list as of May 6, 2013
- All “official” Champions Tour winners from the 2012 Senior PGA Championship to the 2013 Senior PGA Championship
- The top 35 finishers from the 2012 Southworth Senior PGA Professional National Championship
- Winners of the last five U.S. Senior Opens (2008-2012)
- Winner of the last played Senior British Open (2012)
- Winner of the 2012 DeVere Collection PGA Seniors’ Championship

- The top 18 players from the 2012 European Seniors Tour Order of Merit
- The top 2 players from the 2013 European Senior Tour Order of Merit not otherwise exempt, provided they are in the top 20 of such Order of Merit as of May 13, 2013.
- The top four players from the 2012 Japanese Seniors Tour Order of Merit
- The winners of official PGA Tour, Japan PGA Tour or European Tour events in the preceding five calendar years (2008-2012) and during the current year up to the Senior PGA Championship – for 50-year-old players only (a one-time exemption)
- The top 30 from the Champions Tour career money list as of May 6, 2013
- The top 30 from the All-Time Career Money List as of May 6, 2013 (combined PGA Tour, Champions Tour)
- Any former PGA Professional National Champion turning 50 between the 2012 Senior PGA Championship and the 2013 Senior PGA Championship (a one-time exemption)
- In addition, The PGA reserves the right to invite additional players not included in the categories listed above.
- Openings caused by the withdrawal or non-entry of any of the 35 Senior PGA Professionals will be filled exclusively from an alternate list determined at the 2012 Senior PGA Professional Championship. All other openings in the field will be filled, in order, off the 2012 Champions Tour money list through May 6, 2013.

Champion Benefits

The 2013 Senior PGA Champion receives:

- A lifetime exemption into the Senior PGA Championship
- An exemption into the 2013 PGA Championship
- An exemption into the 2013 Senior British Open
- An exemption into the 2013 U.S. Senior Open

THE ALFRED S. BOURNE TROPHY



In 1937, Alfred Severin Bourne of Washington, Conn., and Augusta, Ga., donated a check for \$1,500, for the creation of a trophy and its endowment for the Senior PGA Championship. Bourne was one of the original members of Augusta (Ga.) National Golf Club and a longtime friend of PGA Professionals. Augusta National hosted the first two Senior PGA Championships, in 1937-38. The Bourne Trophy, representing the most prestigious event in senior golf, stands 42 inches high, weighs 36 pounds and is 18 inches wide. The Alfred S. Bourne Trophy, which has been presented to many of the legends of the game, is enshrined at the PGA Museum of Golf in Port St. Lucie, Fla.



Bellerive Country Club – Hole No. 11

BELLERIVE COUNTRY CLUB

The history of Bellerive Country Club has been written across 115 years, at three different locations, with the extraordinary effort of members who have called the club their home. It is a much celebrated history; one that brings pride not just to the membership, but also to the St. Louis community as a whole.

As one of America’s most storied venues, Bellerive Country Club serves as the site of the 74th Senior PGA Championship presented by KitchenAid. With this Championship, Bellerive becomes only the third course to host all four of the country’s rotating major championships – the Senior PGA Championship, PGA Championship, U.S. Open and the U.S. Senior Open.

Founded in 1897 in North St. Louis, the membership incorporated as Bellerive Country Club in 1910, taking its name after Louis St. Ange De Bellerive, the last French Commander in North America.

When the club leadership made the decision to move from its sporty 9-hole course that same year, and to create a course that would be regarded as the area’s premier layout, they reached out to the one man in the Midwest capable of providing such a facility; Robert Foulis knew the area, knew golf, and had grown up in the shadows of St. Andrews itself, he would devote 32 years of his life to Bellerive as he nurtured the land to provide the membership with a course to meet, and exceed, their expectations.

Fifty years later, another group of members with vision and foresight made the fortuitous decision to move to the far West

County area. Robert Trent Jones Sr. was enlisted to chart a new course, Jones chose a prime farm location, and the “Green Monster of Ladue Road” opened on Memorial Day 1960.

In 1965, Bellerive became the “youngest” course to ever host the U.S. Open. Gary Player captured the Championship, completing his career Grand Slam, by defeating Kel Nagle in a playoff after the two had tied at 2-over par. Player then donated his winning check to cancer research and junior golf.

Nick Price, the most prolific performer of the 1990s, won his first major at the Green Monster in 1992 by winning the PGA Championship. The 2001 American Express World Golf Championship, scheduled for the club in September of that year, was cancelled due to the tragic events of September 11.

Major championship golf returned to Bellerive in 2004, as club members and the city of St. Louis played host to the U.S. Senior Open. Peter Jacobsen won his first major by besting a stellar field of competition.

Bellerive, a par-71, 7,547-yard layout, then underwent a year-long renovation guided by Rees Jones, son of the late original architect, and was reopened in 2006.

Bellerive has also hosted the inaugural U.S. Mid-Amateur Championship in 1981 and the 2008 BMW Championship, the third event in the FedEx Cup playoffs.

Looking ahead, Bellerive will host the 100th PGA Championship in 2018, as the strongest field in golf returns to St. Louis to contend for the Wanamaker Trophy.

74th Senior PGA Championship presented by KitchenAid – Dimensions of Bellerive Country Club

HOLE	1	2	3	4	5	6	7	8	9	OUT	10	11	12	13	14	15	16	17	18	In	TOTAL
PAR	4	4	3	5	4	3	4	5	4	36	4	4	4	3	4	4	3	5	4	35	71
YARDS	420	375	149	522	468	209	373	555	435	3,586	477	330	417	180	381	449	232	531	456	3,453	6,959

SENIOR GOLF'S STORIED MAJOR

The most historic and prestigious major championship in senior golf, the Senior PGA Championship was born in 1937 on the grounds of another of golf's majors at the invitation of one of the game's greatest players. At the suggestion of renowned amateur Bobby Jones, the inaugural Senior PGA Championship was played at Augusta (Ga.) National Golf Club three years after the first Masters Tournament was held there. It was established in the fall of 1937 to provide an opportunity to PGA members age of 50 and over to compete with their peers. The purse was \$2,000.

In an effort to find better weather conditions, the Senior PGA Championship moved to Florida in 1940 – spending two years in Sarasota and one year in Fort Myers – before being suspended for two years due to World War II. When the Championship resumed in 1945, it was held in Dunedin, Fla., which would become PGA National Golf Club, home of The PGA of America, after the Association relocated its national office from Chicago in 1956.

Florida was the site for the Senior PGA Championship from 1940 through 2000. From 1982 to 2000, the Senior PGA Championship was conducted at PGA National Golf Club in Palm Beach Gardens, Fla., home of The PGA of America's national office.

Today, the Senior PGA Championship brings both the legends of the game and the newest members of senior professional golf to new audiences throughout the United States.

It was during the Senior PGA Championship in December 1979, at Turnberry Isle in North Miami, Fla., that informal meetings first were held among golf's elder statesmen to explore the concept of a senior circuit. As many of golf's leading names passed age 50, they found they were no longer as competitive on the PGA Tour as they once had been, but outside of the Senior PGA Championship, playing opportunities were limited.

The following month, January 1980, the Senior PGA Tour (now Champions Tour) was founded. When the Senior PGA Tour was launched, the Senior PGA Championship was celebrating its 42nd anniversary.

In 2011, KitchenAid became a presenting sponsor and began an alliance that elevated the Senior PGA Championship to present its talented field to new audiences throughout the country.

PLAYOFF RESULTS

- 1938** Fred McLeod def. Otto Hackbarth, 18 holes (80 to 82)
- 1940** Otto Hackbarth def. Jock Hutchison (36 holes); both players tied at 74 after first 18 holes; Hackbarth had a 74 to Hutchison's 75 on the final 18 holes.
- 1946** Eddie Williams def. Jock Hutchison (18 holes, scores unavailable)
- 1951** Al Watrous def. Jock Hutchison (18 holes, 75 to 81)
- 1957** Al Watrous def. Bob Stupple (18 holes, 72 to 75)
- 1975** Charles Sifford def. Fred Wampler (sudden-death, birdied first extra hole)
- 1978** Joe Jimenez def. Manuel de la Torre and Joe Cheves (sudden-death, birdied first extra hole)
- 1979** Jack Fleck def. Bill Johnston and Bob Erickson (sudden-death, birdied third extra hole)
- 1980** Arnold Palmer def. Paul Harney (sudden-death, birdied first extra hole)
- 1993** Tom Wargo def. Bruce Crampton (sudden-death, parred second extra hole)
- 2005** Mike Reid def. Jerry Pate and Dana Quigley (sudden-death, birdied first extra hole)
- 2006** Jay Haas def. Brad Bryant (sudden-death, par on third extra hole)
- 2010** Tom Lehman def. Fred Couples and David Frost (sudden-death, par on first extra hole)
- 2011** Tom Watson def. David Eger (sudden-death, birdie on first extra hole)

MULTIPLE WINNERS OF THE SENIOR PGA CHAMPIONSHIP

- | | |
|--|----------------------------|
| Sam Snead (1964, '65, '67, '70, '72 '73) | Jay Haas (2006, '08) |
| Hale Irwin (1996, '97, '98, 2004) | Jock Hutchison (1937, '47) |
| Gary Player (1986, '88, '90) | Don January (1979, '82) |
| Al Watrous (1950, '51, '57) | Arnold Palmer (1980, '84) |
| Eddie Williams (1942, '45, '46) | Paul Runyan (1961, '62) |
| Julius Boros (1971, '77) | Gene Sarazen (1954, '58) |
| | Lee Trevino (1992, '94) |
| | Tom Watson (2001, '11) |

Legendary Sam Snead (right) won a record six Senior PGA Championships between 1964 and 1973. Snead saved his best for last with his final victory on Jan. 28, 1973, at the former PGA National Golf Club (now BallenIsles Country Club) in Palm Beach Gardens, Fla. Snead's 72-hole total of 20-under-par 268 is an all-time best four-day performance in senior golf. Snead not only won by a 15-stroke margin over Julius Boros, but he also had the lowest 18-hole round every day of the Championship.



The 2012 Senior PGA Championship presented by KitchenAid at Harbor Shores in Benton Harbor Mich., ranked No. 3 among the most difficult 24 courses in relation to par throughout the Champions Tour season.

The following lists the top five most difficult courses in 2012:

COURSE	AVERAGE	OVERPAR	TOURNAMENT
Turnberry (Ailsa Course)	73.453	+3.453	Senior British Open
Indianwood G.& C.C.	72.765	+2.765	U.S. Senior Open
Harbor Shores	73.034	+2.034	Senior PGA Championship
TPC Tampa Bay Pro-Am	72.792	+1.792	Outback Steakhouse Pro-Am
Pro-AmTPC San Antonio	73.479	+1.479	AT&T Championship

CHAMPIONS THROUGH THE YEARS

	YEAR	CHAMPION	SCORE	RUNNER-UP (S)	SITE
Inaugural	1937	Jock Hutchison (Scotland)	223	George Gordon	Augusta National (Ga.) GC
Second	1938	Fred McLeod* (Scotland)	154	Otto Hackbarth	Augusta National (Ga.) GC
Third	1940	Otto Hackbarth*	146	Jock Hutchison	Bobby Jones GC and North Shore CC, Sarasota, Fla.
Fourth	1941	Jack Burke Sr.	142	Eddie Williams	Bobby Jones GC and Sarasota Bay (Fla.) CC
Fifth	1942	Eddie Williams	138	George Morris	Fort Myers (Fla.) CC
1943-44 No Championships Played Due to World War II.					
Sixth	1945	Eddie Williams	150	Jock Hutchison	PGA National GC, Dunedin, Fla.
Seventh	1946	Eddie Williams*	146	Jock Hutchison	PGA National GC, Dunedin, Fla.
Eighth	1947	Jock Hutchison (Scotland)	145	Ben Richter	PGA National GC, Dunedin, Fla.
Ninth	1948	Charles McKenna	141	Ben Richter	PGA National GC, Dunedin, Fla.
10th	1949	Marshall Crichton	145	Lou Chiapetta, George Smith	PGA National GC, Dunedin, Fla.
11th	1950	Al Watrous	142	Bill Jelliffe	PGA National GC, Dunedin, Fla.
12th	1951	Al Watrous*	142	Jock Hutchison	PGA National GC, Dunedin, Fla.
13th	1952	Ernie Newnham	146	Al Watrous	PGA National GC, Dunedin, Fla.
14th	1953	Harry Schwab	142	Gene Sarazen, Charles McKenna	PGA National GC, Dunedin, Fla.
15th	1954	Gene Sarazen	214	Al Watrous, Perry Del Vecchio	PGA National GC, Dunedin, Fla.
16th	1955	Mortie Dutra	213	Mike Murra, Gene Sarazen, Denny Shute	PGA National GC, Dunedin, Fla.
17th	1956	Pete Burke	215	Ock Willoweit	PGA National GC, Dunedin, Fla.
18th	1957	Al Watrous*	210	Bob Stuppel	PGA National GC, Dunedin, Fla.
19th	1958	Gene Sarazen	288	Charles Sheppard	PGA National GC, Dunedin, Fla.
20th	1959	Willie Goggin	284	Duke Gibson, Paul Runyan, Denny Shute	PGA National GC, Dunedin, Fla.
21st	1960	Dick Metz	284	Tony Longo, Paul Runyan	PGA National GC, Dunedin, Fla.
22nd	1961	Paul Runyan	278	Jimmy Demaret	PGA National GC, Dunedin, Fla.
23rd	1962	Paul Runyan	278	Errie Ball, Joe Brown, Dutch Harrison	PGA National GC, Dunedin, Fla.
24th	1963	Herman Barron	272	John Barnum	Port St. Lucie (Fla.) CC
25th	1964	Sam Snead	279	John Barnum	PGA National GC, Palm Beach Gardens, Fla.
26th	1965	Sam Snead	278	Joe Lopez Sr.	Fort Lauderdale (Fla.) CC
27th	1966	Fred Haas Jr.	286	Dutch Harrison, John Barnum	PGA National GC, Palm Beach Gardens, Fla.
28th	1967	Sam Snead	279	Bob Hamilton	PGA National GC, Palm Beach Gardens, Fla.
29th	1968	Chandler Harper	279	Sam Snead	PGA National GC, Palm Beach Gardens, Fla.
30th	1969	Tommy Bolt	278	Peter Fleming	PGA National GC, Palm Beach Gardens, Fla.
31st	1970	Sam Snead	290	Fred Haas	PGA National GC, Palm Beach Gardens, Fla.
32nd	1971	Julius Boros	285	Tommy Bolt	PGA National GC, Palm Beach Gardens, Fla.
33rd	1972	Sam Snead	286	Julius Boros, Tommy Bolt	PGA National GC, Palm Beach Gardens, Fla.
34th	1973	Sam Snead	268	Julius Boros	PGA National GC, Palm Beach Gardens, Fla.
35th	1974	Roberto De Vicenzo (Arg.)	273	Julius Boros, Art Wall	Port St. Lucie (Fla.) CC
36th	1975	Charles Sifford*	280	Fred Wampler	Walt Disney World, Orlando, Fla.
37th	1976	Pete Cooper	283	Fred Wampler	Walt Disney World, Orlando, Fla.
38th	1977	Julius Boros	283	Fred Haas Jr.	Walt Disney World, Orlando, Fla.
39th	1978	Joe Jimenez*	286	Manuel de la Torre, Joe Cheves	Walt Disney World, Orlando, Fla.
40th	1979	Jack Fleck*	289	Bill Johnston, Bob Erickson	Walt Disney World, Orlando, Fla.
41st	1979+	Don January	270	George Bayer	Turnberry Isle CC, North Miami Beach, Fla.
42nd	1980	Arnold Palmer*	289	Paul Harney	Turnberry Isle CC, North Miami Beach, Fla.
43rd	1981	Miller Barber	281	Arnold Palmer	Turnberry Isle CC, North Miami Beach, Fla.
44th	1982	Don January	288	Julius Boros	PGA National GC, Palm Beach Gardens, Fla.
45th	1984	Arnold Palmer	282	Don January	PGA National GC, Palm Beach Gardens, Fla.
46th	1984+	Peter Thomson (Australia)	286	Don January	PGA National GC, Palm Beach Gardens, Fla.
47th	1986	Gary Player (S. Africa)	281	Lee Elder	PGA National GC, Palm Beach Gardens, Fla.
48th	1987	Chi Chi Rodriguez	282	Dale Douglass	PGA National GC, Palm Beach Gardens, Fla.
49th	1988	Gary Player (S. Africa)	284	Chi Chi Rodriguez	PGA National GC, Palm Beach Gardens, Fla.
50th	1989	Larry Mowry	281	Miller Barber, Al Geiberger	PGA National GC, Palm Beach Gardens, Fla.
51st	1990	Gary Player (S. Africa)	281	Chi Chi Rodriguez	PGA National GC, Palm Beach Gardens, Fla.
52nd	1991	Jack Nicklaus	271	Bruce Crampton	PGA National GC, Palm Beach Gardens, Fla.
53rd	1992	Lee Trevino	278	Mike Hill	PGA National GC, Palm Beach Gardens, Fla.
54th	1993	Tom Wargo*	275	Bruce Crampton	PGA National GC, Palm Beach Gardens, Fla.
55th	1994	Lee Trevino	279	Jim Colbert	PGA National GC, Palm Beach Gardens, Fla.
56th	1995	Raymond Floyd	277	Lee Trevino, John Paul Cain, Larry Gilbert	PGA National GC, Palm Beach Gardens, Fla.
57th	1996	Hale Irwin	280	Isao Aoki	PGA National GC, Palm Beach Gardens, Fla.
58th	1997	Hale Irwin	274	Dale Douglass, Jack Nicklaus	PGA National GC, Palm Beach Gardens, Fla.
59th	1998	Hale Irwin	275	Larry Nelson	PGA National GC, Palm Beach Gardens, Fla.
60th	1999	Allen Doyle	274	Vicente Fernandez	PGA National GC, Palm Beach Gardens, Fla.
61st	2000	Doug Tewell	201**	Larry Nelson, Tom Kite	PGA National GC, Palm Beach Gardens, Fla.
62nd	2001	Tom Watson	274	Jim Thorpe, Dana Quigley, Hale Irwin	The Ridgewood Country Club, Paramus, N.J.
63rd	2002	Fuzzy Zoeller	278	Hale Irwin, Bobby Wadkins	Firestone Country Club, Akron, Ohio
64th	2003	John Jacobs	276	Bobby Wadkins	Aronimink Golf Club, Newtown Square, Pa.
65th	2004	Hale Irwin	276	Jay Haas	Valhalla Golf Club, Louisville, Ky.
66th	2005	Mike Reid*	280	Dana Quigley, Jerry Pate	Laurel Valley Golf Club, Ligonier, Pa.
67th	2006	Jay Haas*	279	Brad Bryant	Oak Tree Golf Club, Edmond, Okla.
68th	2007	Denis Watson (Zimbabwe)	279	Eduardo Romero	The Ocean Course, Kiawah Island, S.C.
69th	2008	Jay Haas	287	Bernhard Langer	Oak Hill Country Club, Rochester, N.Y.
70th	2009	Michael Allen	274	Larry Mize	Canterbury Golf Club, Beachwood, Ohio
71st	2010	Tom Lehman*	281	Fred Couples, David Frost	Colorado Golf Club, Parker, Colo.
72nd	2011	Tom Watson*	278	David Eger	Valhalla Golf Club, Louisville, Ky.
73rd	2012	Roger Chapman	271	John Cook	Harbor Shores, Benton Harbor, Mich.

*Won playoff +Two Championships played in 1979 and 1984 ** Rain-shortened to 54 holes () International Champion

2012

Eighteen custom-designed glass and steel markers stand proudly at each of the 18 tees at Harbor Shores. They feature descriptions of the primary native plant at each hole and each of the career major championships of course designer Jack Nicklaus.

Following Roger Chapman's improbable wire-to-wire triumph in the 73rd Senior PGA Championship presented by KitchenAid, May 27, the new Champion from England mentioned those markers and issued a standing invitation to the golf legend.

"I thank Jack Nicklaus for building this marvelous course," said Chapman during the Champions' Toast. "I would like to have him come over to visit my one-hole major course someday."

Building a nine-stroke lead early in the final round of the most historic and prestigious event in senior golf, Chapman was on cruise control throughout the back nine, despite bogeys on three of his final five holes. His closing 1-over-par 72, his worst score of the week, gave him a winning total of 13-under-par 271. John Cook finished two strokes back at 69, and became the first non-winner in Championship history to post all four rounds in the 60s.

With his victory, Chapman became the first Englishman to win the most historic and prestigious event in senior golf, and the first European since World Golf Hall of Famer Jock Hutchison in 1947.

"It's the greatest day of my professional career. No question about that," said Chapman, who calls Ascot, England home. "It was hard work in the end; I think I had a nine-shot lead, and your mind just starts to wander a bit."

During his march to victory, Chapman said that he thought about his mentor, three-time European Ryder Cup Team member George Will, who died two years ago.

"Your mind just starts to wander a bit," Chapman said. "I was thinking of George all the way around - what he would be thinking."

The Senior PGA Championship has historically been where some players' dreams have come true, a stepping-

Champion: Roger Chapman, Ascot, England**Site:** Harbor Shores

Benton Harbor, Mich.

Date: May. 24-27 **Purse:** \$2.1 million**Par:** 36-35-71 (6,718 yards)**Field:** 156 Cut at 147 71 players advanced

stone for many who have never before captured a major title. The 53-year-old Chapman added his name to the honored list by snatching the lead on the 11th hole of the opening round. He shared the top spot with Cook after 36 holes, before sprinting off like a thoroughbred with a third-round 64.

Chapman had never won on the Champions Tour, and his lone triumph came in his 472nd tour start, in the 2000 Brazil Rio de Janeiro 500 Years Open. He defeated future multi-champion Pdraig Harrington in a playoff.

From 2007 to 2008, Chapman served as a European Tour Rules official. Born in Nakuru, Kenya, he won the English Amateur in 1979 and represented Great Britain & Ireland in the 1981 Walker Cup, where he beat future PGA Champion Hal Sutton twice in one day.

Not lost in the Championship story of the first major conducted in Southwest Michigan was the timeless talent of four-time Champion Hale Irwin. The fit 66-year-old shot his age in the third round for the fourth time in his career, and he closed Sunday alone in third at 274 after a 68.

Irwin was one of many who relished a scoring bonanza in the final round. The field, which had begun the week with a humbling 75.7 scoring average, was the beneficiary of intermittent breezes under 90-degree temperatures. The final round average of 69.65 strokes was a blitz led by Kenny Perry. He registered a Championship-record 62 to finish five shots behind in ninth place.

Perry shattered the previous 18-hole mark of 63 by Buck White in 1961, and Arnold Palmer in January 1984. Australia's Peter Senior, who tied for fourth, added a 63, including a 28 on the back nine.

Perry finished ninth at 276, was one of many to praise Chapman.

"I knew I wasn't going to catch Roger," Perry said, whose scorecard included



eight birdies, an eagle, and one bogey. "I was just going at every stick and didn't really care, didn't have any fears or thoughts, and I wish I could learn to play golf like that every day."

Through 54 holes, Chapman put on his own clinic. He hit 16 of 18 greens each day, and hit 14 in the final round. He attacked early Sunday, with birdies at 4, 6, and 7, which offset bogeys at 9, 14, 17 and 18.

Chapman also revealed his pre-round "ritual," that is sure to add to Championship lore for the folks at the Grande Mere Inn in Stevensville, Mich., 15 minutes south of Harbor Shores. It is the same establishment where for decades legend Muhammad Ali of nearby Berrien Springs, Mich., paid a visit and had the restaurant cater often for private parties.

From Wednesday through Saturday of Championship week, Chapman sat alone at a small table near a window in the main dining room, where he read a book - a fiction thriller - while being served. "I ate there every night, enjoyed the food, and kept to myself. After all that publicity I gave them. I had to pay for my meals," Chapman joked. "I said, 'I'm just going to go now.' And they, boom, a bill. But it was worth paying." Grande Mere Inn co-owner Charley Racine said the restaurant would hang Chapman's trophy photo permanently near Chapman's favorite table.

Chapman, whose precision play didn't turn into a golf thriller, admitted that he had momentary negative thoughts.

"In the back of your mind you think, 'Can I blow a five-shot lead?' The negative man sitting on your shoulder

there, telling you all the things that could happen,” Chapman said. “It is difficult, when you haven’t been in that position before.”

The long and winding road for Chapman began 40 years ago, when as a 13-year-old, he had hopes of playing professionally. That is when he met Will.

“When he passed away in 2010, it was like losing your best friend,” Chapman said. “He was my father figure and if I hadn’t met him I don’t think I would be sitting here right now. . .He had the belief in me to work with me and never took one penny for a lesson. It was all free. Not one penny.”

Chapman became the first player since Irwin in 2004 to win the Senior PGA Championship after holding at least a share of the lead following each round.

Chapman’s third-round 64 helped him pull away from Cook, and he extended his lead on the front nine Sunday.

“I can’t say it was fun to watch, but it was impressive to watch,” said Cook of his playing partner. “He’s a good man, though. I’m happy for him. We know what he’s been through.”

Cook made birdies on Nos. 9, 13 and 14, and he trailed by only four after Chapman bogeyed the par-4 14th. But Cook missed a 5-foot birdie putt at No. 15, a par 5 that was the easiest hole on the course during the tournament.

A bogey on No. 17 trimmed Chapman’s lead to three strokes, but he kept his tee shot in the fairway on the 18th hole. Chapman missed the green with his approach, but so did Cook. On an emotional walk toward the 18th

green, Chapman took his hat off to acknowledge the crowd, then eventually gathered himself and calmly finished with another bogey to win by two.

South African standout David Frost was the first to greet Chapman on the 18th green, and doused him with champagne. Chapman grabbed the bottle and took several swigs of the bubbly himself.

Chapman took a moment to gaze at the Alfred S. Bourne Trophy, the 36-pound piece of silver first presented in 1937, and carrying the names of many of the game’s legendary players.

“It’s incredible just to have my name under Tom Watson’s, the defending Champion,” said Chapman. “It’s just, it’s weird.”

Course Avg.	Rds Under	Par	At Par	Over Par	Round Leader	Low Round	Roger Chapman
Round 1	75.588	8	8	138	68 - Roger Chapman	68 - Roger Chapman	68 - 1st
Round 2	72.953	35	9	97	135 - Roger Chapman, John Cook	64 - Michael Allen	135 - T2nd
Round 3	71.085	33	9	29	199 - Roger Chapman	64 - Roger Chapman	199 - 1st
Round 4	69.648	46	7	18	271 - Roger Chapman	62 - Kenny Perry	271 - 1st
Totals	73.035	122	33	282			

HOW ROGER CHAPMAN PLAYED IN THE 2012 SENIOR PGA CHAMPIONSHIP PRESENTED BY KITCHENAID

Hole:	1	2	3	4	5	6	7	8	9	10	11	12	13	14	15	16	17	18
Par	4	3	4	3	5	4	4	4	5	5	3	4	3	4	5	4	3	4
Yards	423	174	324	209	573	417	436	384	578	539	144	412	197	450	549	422	171	420
Round 1	3	4	4	3	5	5	3	3	4	5	2	4	3	4	5	4	3	4
Round 2	3	3	4	3	4	4	3	4	6	5	3	3	3	4	5	4	3	3
Round 3	4	2	4	2	4	4	5	4	5	4	2	3	3	3	5	3	3	4
Round 4	4	3	4	2	5	3	3	4	6	5	3	4	3	5	5	4	4	5
Driving Distance: 288.5 yards - Rank 7th / Fairways Hit 45 of 56 - Rank T11th / Greens hit 62 of 72 - Rank 1st / Putts: 122- Rank T46th																		

HOW HARBOR SHORES PLAYED DURING THE 2012 SENIOR PGA CHAMPIONSHIP PRESENTED BY KITCHENAID

Hole:	1	2	3	4	5	6	7	8	9	10	11	12	13	14	15	16	17	18
Par	4	3	4	3	5	4	4	4	5	5	3	4	3	4	5	4	3	4
Yards	423	174	324	209	573	417	436	384	578	539	144	412	197	450	549	422	171	420
Eagles	0	0	1	0	4	0	0	0	2	3	0	1	0	0	7	0	0	0
Birdies	43	50	99	30	114	32	52	87	114	114	75	68	33	61	131	56	47	49
Pars	313	292	288	275	252	262	262	249	248	256	285	278	306	256	245	246	306	272
Bogeys	79	93	51	120	65	125	99	89	67	60	75	88	96	112	42	115	86	105
Db. Bogeys	9	9	5	17	10	19	24	15	11	10	9	8	8	12	11	26	5	14
Others	1	1	1	3	0	7	8	5	3	2	1	2	2	4	9	2	1	5
'12 Avg.	4.128	3.144	3.917	3.301	4.917	4.342	4.285	4.108	4.955	4.926	3.047	4.090	3.193	4.196	4.881	4.263	3.117	4.225
Rank	9	8	16	2	16	1	3	11	14	15	13	12	7	6	18	4	10	5
Front 9 Average: 37.097 / Average: 35.938 / Average: 73.035																		

73RD SENIOR PGA CHAMPIONSHIP PRESENTED BY KITCHENAID - PLAYING STATISTICS

After Round				Player	Score	Money	Fairways		Driving		Gir	Rank	Putts	Rank	Par 3	Par 4	Par 5	Birdies	Pars	Bogeys
1	2	3	4				Hit	Rank	Distance	Rank										
1	1	1	1	Roger Chapman	68-67-64-72--271	\$378,000	45	T11	288.5	7	62	1	T22	T46	-3	-8	-2	21	43	8
2	1	2	2	John Cook	69-66-69-69--273	\$227,000	45	T11	269.8	44	56	T5	T118	T29	-1	-2	-8	15	50	6
9	3	3	3	Hale Irwin	71-66-69-68--274	\$143,000	44	T18	272.8	37	55	T9	T117	T23	1	-3	-8	17	47	6
3	6	6	4	David Frost	70-70-68-67--275	\$74,400	35	T66	274.1	32	46	T51	T109	1	0	-4	-5	17	47	8
29	8	8	4	Bernhard Langer	73-68-69-65--275	\$74,400	46	T6	286.3	9	50	T28	T113	T6	3	-2	-10	15	49	6
45	37	12	4	Sandy Lyle	74-71-66-64--275	\$74,400	37	T58	278.0	25	55	T9	T116	T15	-1	-3	-5	22	35	13
45	8	17	4	Peter Senior	74-67-71-63--275	\$74,400	44	T18	274.3	T30	53	T14	T119	T37	0	-2	-7	14	50	7
29	37	12	4	Joe Daley	73-72-66-64--275	\$74,400	44	T18	274.3	T30	52	T19	T114	T10	-2	-4	-3	20	41	11
64	37	29	9	Kenny Perry	75-70-69-62--276	\$55,000	39	T47	301.6	1	55	T9	T119	T37	-3	1	-6	13	49	7
3	4	3	10	Steve Pate	70-69-67-71--277	\$51,000	45	T11	275.9	28	53	T14	T116	T15	1	-3	-5	17	45	7
103	8	7	11	Michael Allen	77-64-68-69--278	\$47,000	43	T27	283.0	15	49	T33	T114	T10	1	-1	-6	18	43	10
29	8	33	12	Mark Calcavecchia	73-68-74-64--279	\$34,429	44	T18	290.7	6	56	T5	T121	T43	3	-5	-3	20	39	11
3	8	12	12	Jim Carter	70-71-70-68--279	\$34,429	45	T11	273.4	T34	58	T2	T121	T43	2	-1	-6	16	48	5
86	19	22	12	Fred Couples	76-67-70-66--279	\$34,429	46	T6	294.0	4	57	4	T125	T57	6	-6	-5	14	47	9
29	6	5	12	Joel Edwards	73-67-67-72--279	\$34,429	43	T27	278.5	T23	56	T5	T122	T46	2	0	-7	15	47	10
17	4	8	12	Loren Roberts	72-67-71-69--279	\$34,429	41	T40	267.5	T51	52	T19	T117	T23	-2	-2	-1	16	46	9
17	30	12	12	Willie Wood	72-72-67-68--279	\$34,429	44	T18	273.5	33	52	T19	T118	T29	3	-4	-4	12	53	7
17	8	17	12	Boonchu Ruangkit	72-69-71-67--279	\$34,429	47	5	261.0	64	50	T28	T115	T12	-2	0	-3	14	49	9
29	19	12	19	Kirk Triplett	73-70-68-69--280	\$24,000	48	4	271.5	39	55	T9	T123	T51	3	-3	-4	9	56	5
9	16	17	19	Gene Jones	71-71-70-68--280	\$24,000	44	T18	267.7	50	51	T24	T116	T15	1	-1	-4	18	42	11
45	50	22	21	Bill Glasson	74-72-67-68--281	\$19,500	44	T18	283.3	T13	58	T2	T122	T46	2	-2	-3	15	48	6
17	8	8	21	Bob Tway	72-69-69-71--281	\$19,500	41	T40	285.1	10	47	T46	T112	5	2	-2	-3	14	48	9
45	57	33	21	Barry Lane	74-73-68-66--281	\$19,500	45	T11	287.8	8	50	T28	T117	T23	5	-3	-5	17	42	12
9	19	33	21	Paul Wesseligh	71-72-72-66--281	\$19,500	43	T27	270.0	43	45	T56	T113	T6	1	-2	-2	14	48	9
17	37	22	25	Jeff Hart	72-73-68-69--282	\$15,625	46	T6	265.5	56	49	T33	T116	T15	0	1	-3	16	43	12
45	30	17	25	Steve Jones	74-70-68-70--282	\$15,625	37	T58	270.3	42	51	T24	T119	T37	-3	8	-7	12	49	9
9	8	22	25	Lonnie Nielsen	71-70-72-69--282	\$15,625	38	T52	285.0	11	53	T14	T124	T55	4	0	-6	16	45	8
45	37	22	25	Christopher Williams	74-71-68-69--282	\$15,625	39	T47	258.4	68	43	T62	T111	T3	1	-3	0	15	46	10
9	19	8	29	Jay Don Blake	71-72-67-73--283	\$12,550	38	T52	300.8	2	43	T62	T110	2	-2	0	1	16	44	9
29	57	51	29	Russ Cochran	73-74-71-65--283	\$12,550	50	T1	294.6	3	54	T3	T126	T64	3	3	-7	16	41	15
3	30	29	29	Jay Haas	70-74-70-69--283	\$12,550	43	T27	281.7	17	49	T33	T116	T15	2	4	-7	13	49	8
86	37	33	29	Tom Lehman	76-69-70-68--283	\$12,550	46	T6	281.9	16	52	T19	T123	T51	1	4	-6	12	49	11
45	57	54	29	Jeff Freeman	74-73-72-64--283	\$12,550	40	T43	281.1	18	50	T28	T119	T37	-1	3	-3	15	44	12
29	19	42	29	Kiyoshi Murota	73-70-73-67--283	\$12,550	42	T35	267.5	T51	44	T58	T113	T6	1	0	-2	17	41	12
29	30	22	35	Bill Britton	73-71-69-71--284	\$10,400	45	T11	266.6	53	53	T14	T124	T55	1	3	-4	15	43	13
64	30	47	35	Tim Thelen	75-69-73-67--284	\$10,400	41	T40	261.2	61	45	T56	T115	T12	0	1	-1	13	48	9
128	50	33	35	Gary Wolstenholme	79-67-69-69--284	\$10,400	50	T1	238.4	71	47	T46	T115	T12	-1	3	-2	10	54	7
114	37	33	38	Mark Brooks	78-67-70-70--285	\$8,600	43	T27	269.0	46	47	T46	T117	T23	0	0	1	14	45	12
29	19	42	38	Wayne Levi	73-70-73-69--285	\$8,600	43	T27	261.1	T62	56	T5	T125	T57	0	4	-3	15	43	13
9	19	29	38	Mark McNulty	71-72-71-71--285	\$8,600	42	T35	263.6	59	46	T51	T116	T15	4	2	-5	12	48	11
45	19	33	38	Larry Mize	74-69-72-70--285	\$8,600	44	T18	264.6	58	49	T33	T118	T29	-3	3	1	13	46	12
86	50	42	38	Tom Pernice Jr.	76-70-70-69--285	\$8,600	34	T69	265.8	55	43	T62	T111	T3	0	8	-7	17	42	9
64	16	17	38	Scott Simpson	75-67-70-73--285	\$8,600	37	T58	255.0	70	50	T28	T125	T57	1	2	-2	12	49	9
29	19	33	44	John Huston	73-70-72-71--286	\$6,750	38	T52	283.9	12	47	T46	T117	T23	0	5	-3	16	40	14
17	37	42	44	Mark Mouland	72-73-71-70--286	\$6,750	43	T27	259.6	T65	43	T62	T116	T15	2	9	-9	14	43	14
3	37	51	44	Jeff Sluman	70-75-73-68--286	\$6,750	38	T52	280.7	20	51	T24	T123	T51	0	5	-3	10	53	7
103	57	42	44	Sonny Skinner	77-70-69-70--286	\$6,750	42	T35	261.1	T62	49	T33	T120	T41	-1	3	0	9	54	8
9	16	22	48	Bobby Clampett	71-71-71-74--287	\$5,850	38	T52	279.6	22	49	T33	T123	T51	6	2	-5	13	44	14
29	30	51	48	Dick Mast	73-71-74-69--287	\$5,850	37	T58	272.9	36	40	70	T113	T6	-1	3	1	14	45	9
64	57	47	50	Jim Gallagher Jr.	75-72-70-71--288	\$5,400	37	T58	277.8	26	46	T51	T118	T29	1	5	-2	9	50	13
9	37	54	51	Anders Forsbrand	71-74-74-70--289	\$5,050	35	T66	279.8	21	49	T33	T122	T46	6	-3	2	12	45	14
3	19	29	51	J.L. Lewis	70-73-71-75--289	\$5,050	40	T43	278.5	T23	46	T51	T122	T46	-2	3	4	8	52	11
86	57	60	51	Bobby Wadkins	76-71-73-69--289	\$5,050	44	T18	258.9	67	49	T33	T125	T57	1	2	2	11	45	16
64	57	54	51	Jong-Duck Kim	75-72-72-70--289	\$5,050	39	T47	280.8	19	44	T58	T118	T29	2	5	-2	11	46	14
45	30	33	55	Andy Oldcorn	74-70-71-75--290	\$4,800	42	T35	269.2	45	46	T51	T118	T29	2	6	-2	7	53	11
86	57	70	56	Jeff Coston	76-71-77-67--291	\$4,563	49	3	268.6	47	49	T33	T126	T64	4	0	3	12	44	13
17	50	65	56	P.H. Horgan III	72-74-77-68--291	\$4,563	38	T52	265.3	57	44	T58	T117	T23	2	4	1	10	48	11
29	19	54	56	Mark James	73-70-76-72--291	\$4,563	40	T43	267.9	49	52	T19	T131	T70	4	3	0	7	52	12
64	57	47	56	Rod Spittle	75-72-70-74--291	\$4,563	39	T47	266.1	54	41	69	T118	T29	-1	10	-2	10	47	13
29	57	65	60	Andrew Magee	73-74-76-69--292	\$4,400	34	T69	291.3	5	47	T46	T129	69	6	12	-10	11	37	21
64	37	47	61	Tom Jenkins	75-70-72-76--293	\$4,275	43	T27	268.0	48	53	T14	T128	T67	4	7	-2	10	48	11
103	57	61	61	Tom Purtzer	77-70-74-72--293	\$4,275	37	T58	271.3	41	49	T33	T125	T57	1	7	1	8	50	11
29	57	61	61	Stan Utley	73-74-74-72--293	\$4,275	46	T6	257.4	69	51	T24	T125	T57	4	6	-1	11	46	11
86	37	65	61	Bruce Vaughan	76-69-78-70--293	\$4,275	40	T43	283.3	T13	49	T33	T125	T57	2	7	0	9	47	14
45	50	61	65	Blaine McCallister	74-72-75-73--294	\$4,125	45	T11	271.4	40	49	T33	T127	66	3	9	-2	10	46	12
86	37	54	65	David J. Russell	76-69-74-75--294	\$4,125	35	T66	273.4	T34	43	T62	T121	T43	3	7	0	10	44	16
64	50	70	67	Peter Fowler	75-71-78-71--295	\$4,075	36	65	275.3	29	43	T62	T118	T29	3	7	1	11	44	13
29	50	61	68	Ted Schulz	73-73-75-76--297	\$4,038	32	71	277.3	27	38	71	T116	T15	5	11	-3	12	42	13
86	57	54	68	Tom Atchison	76-71-72-78--297	\$4,038	42	T35	261.3	60	43	T62	T120	T41	2	7	4	12	41	14
103	57	65	70	Mike Hulbert	77-70-76-75--298	\$4,000	37	T58	272.6	38	44	T58	T128	T67	6	8	0	12	36	23
45	57	65	71	Tom Wargo	74-73-76-77--300	\$3,975	39	T47	259.6	T65	48	4								

The following players missed the cut

After Round			Player	Score	Money	Fairways		Driving		Gir	Rank	Putts	Rank	Par 3	Par 4	Par 5	Birdies	Pars	Bogeys
1	2	Hit				Rank	Distance	Rank											
114	72	Cut	Tom Byrum	78-70--148	\$2,500	20		264.8		24		65		6	2	-2	4	19	12
29	72	Cut	Bob Gilder	73-75--148	\$2,500	23		269.5		20		56		4	5	-3	6	21	6
64	72	Cut	Mike Goodes	75-73--148	\$2,500	21		278.0		21		62		5	3	-2	5	22	7
17	72	Cut	Peter Jacobsen	72-76--148	\$2,500	22		273.8		20		61		1	6	-1	5	21	9
45	72	Cut	Jim Kane	74-74--148	\$2,500	22		241.5		23		64		0	8	-2	5	21	9
17	72	Cut	Chien Soon Lu	72-76--148	\$2,500	23		277.8		23		65		3	6	-3	5	20	11
45	72	Cut	Miguel Angel Martin	74-74--148	\$2,500	21		270.8		26		64		4	2	0	6	20	8
17	72	Cut	Craig Stevens	72-76--148	\$2,500	22		259.0		26		65		2	4	0	4	25	5
64	72	Cut	Mark Wiebe	75-73--148	\$2,500	23		258.0		23		65		4	5	-3	4	22	10
64	72	Cut	Jeff Roth	75-73--148	\$2,500	21		228.8		22		62		-1	5	2	3	25	7
45	72	Cut	Marc Farry	74-74--148	\$2,500	23		270.3		23		65		3	3	0	7	17	11
64	72	Cut	Ken Martin	75-73--148	\$2,500	17		268.5		18		57		1	5	0	3	25	7
17	72	Cut	George Forster	72-76--148	\$2,500	22		241.0		18		55		2	4	0	6	20	9
103	85	Cut	Ben Bates	77-72--149	\$2,500	18		272.3		20		61		5	4	-2	5	19	12
45	85	Cut	Keith Fergus	74-75--149	\$2,500	16		256.0		21		60		1	7	-1	4	22	9
45	85	Cut	Fred Funk	74-75--149	\$2,500	22		256.3		23		67		2	6	-1	6	19	9
64	85	Cut	Steve Lowery	75-74--149	\$2,500	18		274.3		24		66		5	3	-1	5	21	8
86	85	Cut	Lee Rinker	76-73--149	\$2,500	19		256.8		17		56		1	6	0	4	22	9
103	85	Cut	Jim Rutledge	77-72--149	\$2,500	20		280.0		21		63		3	7	-3	7	15	14
86	85	Cut	Robert Thompson	76-73--149	\$2,500	19		242.5		20		62		1	6	0	3	23	10
17	85	Cut	John Ross	72-77--149	\$2,500	18		263.5		22		61		2	4	1	1	26	6
140	85	Cut	Juan Quiros	81-68--149	\$2,500	17		269.5		19		58		1	6	0	5	21	8
86	94	Cut	Gordon Brand Jr.	76-74--150	\$2,500	17		268.0		20		62		1	5	2	1	26	9
86	94	Cut	Trevor Dodds	76-74--150	\$2,500	16		257.3		22		64		-1	10	-1	5	20	9
64	94	Cut	Graham Marsh	75-75--150	\$2,500	19		238.0		18		59		2	4	2	5	19	11
64	94	Cut	David Peoples	75-75--150	\$2,500	19		271.0		20		62		2	5	1	3	24	7
86	94	Cut	James Mason	76-74--150	\$2,500	19		263.3		18		59		4	5	-1	2	23	9
114	94	Cut	Barry Evans	78-72--150	\$2,500	22		260.5		18		62		3	6	-1	4	20	12
137	94	Cut	Tim Parun	80-70--150	\$2,500	15		267.0		20		60		4	5	-1	8	14	12
140	101	Cut	Chip Beck	81-70--151	\$2,500	16		266.8		19		56		0	8	1	6	19	8
128	101	Cut	David Eger	79-72--151	\$2,500	21		273.8		24		66		3	6	0	3	24	8
64	101	Cut	Brad Faxon	75-76--151	\$2,500	17		272.0		21		60		0	7	2	5	17	14
103	101	Cut	Dan Forsman	77-74--151	\$2,500	21		274.0		23		63		3	3	3	6	19	8
86	101	Cut	Robin Freeman	76-75--151	\$2,500	17		277.0		18		61		3	4	2	4	19	13
103	101	Cut	Nobuo Serizawa	77-74--151	\$2,500	21		235.0		16		59		3	5	1	3	23	8
64	101	Cut	Joey Sindelar	75-76--151	\$2,500	21		262.8		25		66		1	7	1	5	20	9
64	101	Cut	Jim Thorpe	75-76--151	\$2,500	14		271.3		19		60		4	3	2	4	20	11
114	101	Cut	Lee Houtteman	78-73--151	\$2,500	20		275.0		22		66		3	5	1	1	25	10
64	101	Cut	Mark Faulkner	75-76--151	\$2,500	22		272.3		18		60		6	3	0	2	25	8
114	101	Cut	Angel Franco	78-73--151	\$2,500	17		267.8		17		58		4	8	-3	6	17	11
64	101	Cut	Frankie Minoza	75-76--151	\$2,500	16		283.5		20		60		6	3	0	4	21	10
64	113	Cut	Olin Browne	75-77--152	\$2,500	17		275.0		21		63		3	5	2	4	19	12
144	113	Cut	Gary Hallberg	82-70--152	\$2,500	15		290.8		18		59		3	7	0	6	14	13
137	113	Cut	Kirk Hanefeld	80-72--152	\$2,500	24		267.8		23		62		0	9	1	4	23	5
114	113	Cut	Stu Ingraham	78-74--152	\$2,500	20		284.5		20		65		3	5	2	4	20	10
128	113	Cut	Darrell Kestner	79-73--152	\$2,500	20		228.3		15		57		-2	9	3	4	19	12
86	113	Cut	Tom Kite	76-76--152	\$2,500	19		264.3		21		66		4	4	2	1	25	9
64	113	Cut	Hal Sutton	75-77--152	\$2,500	19		282.8		19		66		5	5	0	3	20	13
128	113	Cut	Wayne DeFrancesco	79-73--152	\$2,500	16		277.5		21		64		7	4	-1	4	20	11
103	113	Cut	Bill Sautter	77-75--152	\$2,500	22		256.8		20		64		0	7	3	4	21	8
128	122	Cut	Fred Holton	79-74--153	\$2,500	20		263.3		11		55		4	7	0	4	19	11
45	122	Cut	Mike Reid	74-79--153	\$2,500	16		250.3		22		67		1	6	4	5	20	7
45	122	Cut	David Thore	74-79--153	\$2,500	23		258.8		18		61		4	7	0	4	20	10
114	122	Cut	Phillip Walton	78-75--153	\$2,500	22		264.0		21		66		4	8	-1	5	17	12
114	122	Cut	Robert Linville	78-75--153	\$2,500	18		260.3		15		57		4	2	5	4	19	11
128	122	Cut	Mike Gray	79-74--153	\$2,500	17		264.0		20		62		4	8	-1	2	23	9
45	128	Cut	Mike Harwood	74-80--154	\$2,500	15		251.8		14		58		6	5	1	1	24	9
103	128	Cut	Eduardo Romero	77-77--154	\$2,500	21		290.5		20		63		3	12	-3	5	18	10
103	128	Cut	Jeff Thomsen	77-77--154	\$2,500	20		243.3		19		68		2	9	1	1	23	11
86	128	Cut	D.A. Weibring	76-78--154	\$2,500	20		277.0		22		62		6	6	0	5	19	9
128	132	Cut	Butch Sheehan	79-76--155	\$2,500	18		251.8		20		63		3	9	1	5	17	11
114	132	Cut	Ron Beurmann	78-77--155	\$2,500	19		249.7		21		66		1	10	2	2	22	9
114	134	Cut	Ikuo Shirahama	78-78--156	\$2,500	19		256.8		15		62		6	7	1	4	17	12
144	134	Cut	Troy Schleicher	82-74--156	\$2,500	18		258.3		13		52		2	9	3	2	25	5
150	136	Cut	Gil Morgan	86-71--157	\$2,500	23		273.0		23		69		5	8	2	4	17	13
146	136	Cut	Billy Rosinia	83-74--157	\$2,500	19		244.8		21		70		3	11	1	3	19	11
114	136	Cut	Jon Corliss	78-79--157	\$2,500	17		268.5		19		69		1	12	2	1	22	11
128	136	Cut	Andrew Sherborne	79-78--157	\$2,500	18		265.3		18		64		4	10	1	3	19	10

After Round			Player	Score	Money	Fairways		Driving		Gir	Rank	Putts	Rank	Par 3	Par 4	Par 5	Birdies	Pars	Bogeys
1	2	Hit				Rank	Distance	Rank											
140	136	Cut	Mike Harrigan	81-76--157	\$2,500	17		250.0		13		62		9	4	2	4	15	15
140	141	Cut	Scott Davis	81-77--158	\$2,500	17		258.3		22		68		7	7	2	2	20	10
137	141	Cut	Roy Vucinich	80-78--158	\$2,500	16		267.0		17		64		5	7	4	2	19	12
114	143	Cut	Robert Wilkin	78-81--159	\$2,500	17		253.7		18		65		5	10	2	4	16	13
114	143	Cut	Shawn Kelly	78-81--159	\$2,500	24		239.3		17		67		3	10	4	2	19	11
114	145	Cut	Reed Hughes	78-83--161	\$2,500	14		262.8		23		73		6	13	0	3	19	7
146	146	Cut	Bill Israelson	83-79--162	\$2,500	12		246.3		16		60		6	16	-2	4	14	13
150	147	Cut	Mike Parrish	86-78--164	\$2,500	17		253.3		21		72		2	15	5	2	18	11
149	147	Cut	Tim White	85-79--164	\$2,500	14		231.3		18		63		3	9	10	2	19	9
146	147	Cut	Jeff Whitfield	83-81--164	\$2,500	20		253.0		20		73		2	15	5	1	18	11
152	150	Cut	David Carich	88-80--168	\$2,500	21		257.5		11		64		11	11	4	2	16	12

The following players withdrew

86	WD	Andy North	76--76	8	265.5	8	29	0	3	2	1	13	2
152	WD	J.C. Snead	88--88	9	260.5	8	35	2	15	0	1	7	7
128	WD	Jim Karr	79--79	8	256.0	9	32	3	5	0	2	8	6
	WD	Mike McCullough	--					0	0				
	WD	Pete Oakley	--					0	0				

The following player was disqualified

DQ	Denis Watson	--						0	0				
----	--------------	----	--	--	--	--	--	---	---	--	--	--	--

2011

Tom Watson holed a short birdie putt at 18, the first playoff hole, to defeat

David Eger and capture the 72nd Senior PGA Championship presented by KitchenAid.

Both players had finished at 10-under-par 278 after 72 holes. The 61-year-old Watson, trailing Eger by a stroke with four holes left

in regulation, became the oldest player to win a major since the Champions Tour began in 1980. He also became the second-oldest winner of the Senior PGA Championship, behind Jock Hutchison who was 62 in 1947.

Watson, who won his first Senior PGA Championship at Ridgewood Country Club in 2001, also matched Hutchison in capturing two Championships a decade apart.

Both Eger and Watson missed short birdie putts on the 72nd green that would have won for either in regulation.

In the playoff at Valhalla Golf Club, Watson went for the 535-yard, par-5 18th green with his rescue-club second shot. His approach caromed off the ridge of the green and landed in the deep front bunker.

Eger hit a nearly perfect wedge approach to 10 feet, but missed the birdie attempt. Taking little time after blasting out of the sand to three feet, Watson calmly stroked in the winner.

Japan's Kiyoshi Murota, who owned at least a share of the lead after each of the first three rounds, closed with a 72 and was alone in third, a stroke out of the playoff.

Champion: Tom Watson, Bucyrus, Kan.
Site: Valhalla Golf Club
Louisville, Ky.
Date: May. 26-29 Purse: \$2 million
Par: 36-36-73 (7,297 yards)
Field: 156 Cut at: 148 79 players advanced



	Course Avg	Under Par	At Par	Over Par	Round Leader	Low Round	Tom Watson
Round 1	74.968	20	12	123	66 - Kiyoshi Murota	66 - Kiyoshi Murota	70 - T12th
Round 2	74.033	35	11	104	133 - Kiyoshi Murota	67 - Kiyoshi Murota, Hal Sutton, Gary Hallberg & Eduardo Romero	140 - T7th
Round 3	74.177	19	8	52	207 - Hale Irwin & Kiyoshi Murota	67 - Jeff Sluman & Trevor Dodds	208 - 3rd
Round 4	73.785	18	12	49	278 - Tom Watson & David Eger	67 - David Eger	278 - T1st
Totals	74.328	92	43	328			

Championship Summary

Place	Name	Score	Winnings	Place	Name	Score	Winnings	Place	Name	Score	Winnings
1	Tom Watson	70-70-68-70-278	\$360,000	50	Lee Rinker	74-74-74-75-297	\$4,414	Cut	Jeff Roth	78-73-151	\$1,000
2	David Eger	74-68-69-67-278	\$216,000	50	Hal Sutton	77-67-76-77-297	\$4,414	Cut	Gordon Brand	75-76-151	\$1,000
3	Kiyoshi Murota	66-67-74-72-279	\$136,000	50	Bruce Vaughan	69-77-74-77-297	\$4,414	Cut	Shinji Ikeuchi	79-72-151	\$1,000
4	Hale Irwin	69-68-70-73-280	\$96,000	50	Des Smyth	70-73-76-78-297	\$4,414	Cut	Tommy Armour III	74-78-152	\$1,000
5	Eduardo Romero	73-67-72-69-281	\$71,000	50	Barry Lane	71-75-76-75-297	\$4,414	Cut	Jon Fiedler	75-77-152	\$1,000
5	Peter Senior	73-68-71-69-281	\$71,000	50	Boonchu Ruangkit	74-70-76-77-297	\$4,414	Cut	Robin Freeman	76-76-152	\$1,000
7	Nick Price	67-70-73-72-282	\$62,000	57	Mark Brooks	74-71-81-72-298	\$4,100	Cut	Mike Hulbert	78-74-152	\$1,000
8	Steve Pate	72-69-73-69-283	\$54,000	57	P.H. Horgan III	75-73-74-76-298	\$4,100	Cut	J.L. Lewis	79-73-152	\$1,000
8	Corey Pavin	72-72-69-70-283	\$54,000	57	Jerry Pate	75-73-76-74-298	\$4,100	Cut	Bobby Wadkins	80-72-152	\$1,000
8	Loren Roberts	68-70-73-72-283	\$54,000	60	Mike Goodes	75-73-78-73-299	\$3,917	Cut	Jim White	73-79-152	\$1,000
11	Trevor Dodds	67-75-67-75-284	\$44,000	60	Kirk Hanefeld	70-77-76-76-299	\$3,917	Cut	John Morse	78-74-152	\$1,000
11	Michael Allen	71-70-72-71-284	\$44,000	60	Stu Ingraham	73-70-77-79-299	\$3,917	Cut	Jerry Tucker	80-72-152	\$1,000
13	Olin Browne	68-70-74-73-285	\$33,200	60	Mark Wiebe	74-73-76-76-299	\$3,917	Cut	Tom Atchison	74-78-152	\$1,000
13	Mark Calcavecchia	72-69-71-73-285	\$33,200	60	Jim Woodward	73-75-69-82-299	\$3,917	Cut	Tom Sutter	77-75-152	\$1,000
13	John Cook	71-74-70-70-285	\$33,200	60	Chris A. Williams	74-74-76-75-299	\$3,917	Cut	Ronnie Black	76-77-153	\$1,000
13	Gary Hallberg	72-67-75-71-285	\$33,200	66	Peter Fowler	73-75-77-75-300	\$3,825	Cut	Jim Blair	78-75-153	\$1,000
13	Bob Tway	73-70-73-69-285	\$33,200	67	Marc Farry	75-73-75-78-301	\$3,800	Cut	Tom Byrum	75-78-153	\$1,000
18	Mark O'Meara	68-72-72-74-286	\$23,000	68	Tom Jenkins	72-71-78-82-303	\$3,700	Cut	David J. Russell	77-76-153	\$1,000
18	Tom Pernice Jr.	73-70-72-71-286	\$23,000	68	Mike Lawrence	72-76-79-76-303	\$3,700	Cut	Mark W. Johnson	78-75-153	\$1,000
18	Jeff Sluman	76-71-67-72-286	\$23,000	68	Mike San Filippo	75-73-80-75-303	\$3,700	Cut	Brian Kelly	75-78-153	\$1,000
18	D.A. Weibring	74-73-70-69-286	\$23,000	68	Gene Fieger	73-74-78-78-303	\$3,700	Cut	Gil Morgan	77-77-154	\$1,000
22	Brad Bryant	74-69-76-69-288	\$17,000	68	Hideki Kase	74-74-79-76-303	\$3,700	Cut	Andy North	77-77-154	\$1,000
22	David Frost	74-74-69-71-288	\$17,000	68	Matt Seitz	75-73-76-79-303	\$3,700	Cut	Ed Sabo	78-76-154	\$1,000
22	Tom Lehman	73-70-68-77-288	\$17,000	68	Joe Daley	73-74-83-73-303	\$3,700	Cut	Tim Simpson	75-79-154	\$1,000
22	Mark Mouland	73-74-72-69-288	\$17,000	75	Scott Simpson	78-70-77-79-304	\$3,600	Cut	Robert Thompson	75-79-154	\$1,000
22	Kenny Perry	69-75-71-73-288	\$17,000	76	Ross Drummond	77-71-79-78-305	\$3,563	Cut	Mitch Camp	78-76-154	\$1,000
27	Jay Don Blake	73-72-70-74-289	\$13,250	76	Ken Martin	73-75-81-76-305	\$3,563	Cut	John Jacobs	75-79-154	\$1,000
27	Dan Forsman	75-68-77-69-289	\$13,250	78	Mark Faulkner	73-75-81-77-306	\$3,525	Cut	Bill Longmuir	80-74-154	\$1,000
27	Bill Glasson	75-70-73-71-289	\$13,250	79	Tim Parun	72-76-85-76-309	\$3,500	Cut	Jim Sobb	74-80-154	\$1,000
27	Roger Chapman	73-70-74-72-289	\$13,250	Cut	Perry Arthur	73-76-149	\$1,000	Cut	Jerry Bruner	80-74-154	\$1,000
31	Bobby Clampett	71-74-73-72-290	\$11,500	Cut	Bill Britton	76-73-149	\$1,000	Cut	Gary Sowinski	79-76-155	\$1,000
31	Ted Schulz	72-72-78-68-290	\$11,500	Cut	Keith Fergus	75-74-149	\$1,000	Cut	Chris Starkjohann	79-76-155	\$1,000
31	Rod Spittle	73-73-71-73-290	\$11,500	Cut	Jim Gallagher Jr.	75-74-149	\$1,000	Cut	Kazuhiro Takami	80-75-155	\$1,000
34	Curt Byrum	69-76-73-73-291	\$9,520	Cut	Darrell Kestner	73-76-149	\$1,000	Cut	George Forster	78-77-155	\$1,000
34	Jay Haas	73-73-73-72-291	\$9,520	Cut	John Harris	72-77-149	\$1,000	Cut	David Arbuckle	78-77-155	\$1,000
34	Chien Soon Lu	70-70-75-76-291	\$9,520	Cut	Juan Quiros	73-76-149	\$1,000	Cut	Butch Sheehan	77-79-156	\$1,000
34	Mark McNulty	70-72-77-72-291	\$9,520	Cut	Peter Jacobsen	77-73-150	\$1,000	Cut	Andy Oldcorn	80-76-156	\$1,000
34	Jim Rutledge	75-73-71-72-291	\$9,520	Cut	Wayne Levi	73-77-150	\$1,000	Cut	Dan Wilkins	81-75-156	\$1,000
39	Chip Beck	75-70-74-73-292	\$7,675	Cut	Steve Lowery	74-76-150	\$1,000	Cut	Dan Hornig	75-82-157	\$1,000
39	Fred Funk	75-71-73-73-292	\$7,675	Cut	Larry Mize	78-72-150	\$1,000	Cut	Tom Dawson	78-79-157	\$1,000
39	Mike Harwood	73-75-72-72-292	\$7,675	Cut	Mike Diffley	76-74-150	\$1,000	Cut	Lyndsay Stephen	79-78-157	\$1,000
39	Larry Nelson	75-71-72-74-292	\$7,675	Cut	Chris K. Campbell	73-77-150	\$1,000	Cut	Mark Keating	78-80-158	\$1,000
43	Lonnie Nielsen	69-73-73-78-293	\$6,750	Cut	Gary Wolstenholme	75-75-150	\$1,000	Cut	Tim White	78-80-158	\$1,000
43	Craig Stadler	75-69-71-78-293	\$6,750	Cut	Phil Blackmar	77-74-151	\$1,000	Cut	Keith Clearwater	77-82-159	\$1,000
45	Massy Kuramoto	75-71-76-72-294	\$6,000	Cut	Bob Gilder	73-78-151	\$1,000	Cut	Dave Kendall	84-77-161	\$1,000
45	Willie Wood	76-72-72-74-294	\$6,000	Cut	Mark James	74-77-151	\$1,000	Cut	Ken Green	80-82-162	\$1,000
45	Sonny Skinner	72-73-76-73-294	\$6,000	Cut	Tom Kite	72-79-151	\$1,000	Cut	Bill Dodd	83-79-162	\$1,000
48	David Peoples	75-73-70-77-295	\$5,400	Cut	Joe Ozaki	76-75-151	\$1,000	Cut	Jim Karr	85-77-162	\$1,000
49	Mike Cuning	72-73-76-75-296	\$5,100	Cut	Mike Reid	78-73-151	\$1,000	Cut	Mark Hayes	89-76-165	\$1,000
50	Morris Hatafsky	74-71-76-76-297	\$4,414	Cut	Sam Torrance	79-72-151	\$1,000	Cut	Anders Forsbrand	84-83-167	\$1,000

2010

Tom Lehman captured the 71st Senior PGA Championship at

Colorado Golf Club with a par on the first playoff hole, where Fred Couples and David Frost double-bogeyed after errant tee shots. The same Lehman who won the 1996 British Open; had led the U.S. Open

three straight years after 54 holes only to come up short; and was runner-up in the 1994 Masters, was a study in calm on a Sunday in Colorado's rarefied air. Though an untested venue, the Ben Crenshaw-Bill Coore design served up a remarkably old recipe for drama – a challenging 7,464 yard set-up, tricky greens and relentless swirling wind. Lehman, 51, the only player to turn in four sub-par rounds in the field, picked the right club to begin the sudden-death playoff at 18, the first since 2008 in the Senior PGA Championship. He hit a drive down the right side of the fairway. Couples followed with a drive that landed left into a shrub, forcing him to take a penalty drop. Frost's tee shot nestled in a left-hand bunker, and he pulled his second shot left of the gallery into the pines. After clearing dozens of pine cones between him and the green, Frost's third shot careened across the green and down a slope. Lehman his a pitching wedge 132 yards to 12 feet and waited for Frost and Couples to join him on the green.

Lehman earned a berth in the playoff after recovering from bogeys on 2, 3 and 5, and playing the final 13 holes bogey-free at 3-under-par for a 1-under-par 71. He proved how much he enjoyed the 445-yard, par-4 18th when he got up and down for par to end regulation. His approach from deep rough landed some 20 yards from the green. He pitched to 4½ feet and calmly knocked home his par.

Champion: Tom Lehman, Scottsdale, Ariz.	
Site:	Colorado Golf Club
	Parker, Colo.
Date:	May 27-30
Purse:	\$2 million
Par:	36-36—72 (7,467 yards)
Entries:	155
Cut at:	151
	81 players advanced



	Course Avg.	Under Par	At Par	Over Par	Round Leader	Low Round	Tom Lehman
Round 1:	74.716	20	8	127	66 - Bernhard Langer, Robin Freeman	66 - Bernhard Langer, Robin Freeman	68 - T3rd
Round 2:	75.987	15	18	120	137 - Fred Couples	68 - Fred Couples	139 - 3rd
Round 3:	73.407	24	6	52	210 - Tom Lehman, Jay Don Blake	65 - David Frost	210 - T1st
Round 4:	73.800	21	9	50	281 - Tom Lehman, Fred Couples	67 - David Frost	281 - T1st
					David Frost		
Totals	75.079	80	41	348			

Championship Summary

Place	Name	Score	Winnings	Place	Name	Score	Winnings	Place	Name	Score	Winnings
1	Tom Lehman	68-71-71-71-281	\$ 360,000.00	T50	David Peoples	75-73-76-73-297	\$ 4,537.50	Cut	David Arbuckle	75-79-154	\$ 1,000.00
2	David Frost	72-77-65-67-281	\$ 176,000.00	54	Ronnie Black	77-72-72-77-298	\$ 4,275.00	Cut	Jon Fiedler	74-80-154	\$ 1,000.00
T2	Fred Couples	69-68-75-69-281	\$ 176,000.00	T54	Bobby Clampett	75-74-76-73-298	\$ 4,275.00	Cut	James Mason	77-77-154	\$ 1,000.00
4	Mark O'Meara	72-73-67-71-283	\$ 96,000.00	56	Gil Morgan	76-74-73-76-299	\$ 4,100.00	Cut	Bob Ford	77-77-154	\$ 1,000.00
5	Nick Price	70-71-73-70-284	\$ 76,000.00	T56	Bill Loeffler	69-82-69-79-299	\$ 4,100.00	Cut	John Harris	81-74-155	\$ 1,000.00
6	Larry Mize	73-72-70-70-285	\$ 64,000.00	T56	Sam Torrance	78-72-73-76-299	\$ 4,100.00	Cut	John Jacobs	77-78-155	\$ 1,000.00
T6	Bill Glasson	69-75-70-71-285	\$ 64,000.00	T56	Mark James	78-71-70-80-299	\$ 4,100.00	Cut	Tom Jenkins	77-78-155	\$ 1,000.00
8	Robin Freeman	66-75-75-70-286	\$ 54,000.00	T56	Chris Williams	73-74-76-76-299	\$ 4,100.00	Cut	Perry Arthur	78-77-155	\$ 1,000.00
T8	Andrew Oldcorn	73-75-67-71-286	\$ 54,000.00	61	Tommy Armour III	78-73-71-78-300	\$ 3,912.50	Cut	Joe Bostic	76-79-155	\$ 1,000.00
T8	Jay Don Blake	71-69-70-76-286	\$ 54,000.00	T61	Bobby Wadkins	76-74-74-76-300	\$ 3,912.50	Cut	Mike Malaska	79-77-156	\$ 1,000.00
11	Peter Senior	74-70-73-70-287	\$ 40,750.00	T61	Trevor Dodds	75-76-75-74-300	\$ 3,912.50	Cut	Jerry Tucker	80-76-156	\$ 1,000.00
T11	Michael Allen	71-72-71-73-287	\$ 40,750.00	T61	Katsuyoshi Tomori	77-72-78-73-300	\$ 3,912.50	Cut	Mike Zarella	75-81-156	\$ 1,000.00
T11	Chip Beck	71-71-71-74-287	\$ 40,750.00	65	Hale Irwin	76-74-77-77-301	\$ 3,812.50	Cut	Glenn Ralph	78-78-156	\$ 1,000.00
T11	Chien Soon Lu	70-70-73-74-287	\$ 40,750.00	T65	Jim Woodward	80-71-75-75-301	\$ 3,812.50	Cut	R.W. Eaks	74-82-156	\$ 1,000.00
15	Loren Roberts	77-70-70-71-288	\$ 30,333.33	T65	Jim Roy	74-76-76-75-301	\$ 3,812.50	Cut	Blaine McCallister	80-76-156	\$ 1,000.00
T15	Olin Browne	73-73-70-72-288	\$ 30,333.33	T65	Bruce Fleisher	73-77-77-74-301	\$ 3,812.50	Cut	Darrell Kestner	76-80-156	\$ 1,000.00
T15	Mike Goodes	71-71-70-76-288	\$ 30,333.33	69	Roger Chapman	76-74-73-79-302	\$ 3,687.50	Cut	Curt Byrum	77-80-157	\$ 1,000.00
18	Tom Watson	73-76-72-68-289	\$ 24,000.00	T69	Bruce Summerhays	74-74-77-77-302	\$ 3,687.50	Cut	Mark Carnevale	82-75-157	\$ 1,000.00
T18	Boonchu Ruangkit	73-73-71-72-289	\$ 24,000.00	T69	Tom Wargo	74-72-79-77-302	\$ 3,687.50	Cut	Hajime Meshiai	78-79-157	\$ 1,000.00
T18	Eduardo Romero	73-72-71-73-289	\$ 24,000.00	T69	Bob Boyd	73-72-81-76-302	\$ 3,687.50	Cut	Jeff Coston	75-82-157	\$ 1,000.00
21	Jeff Sluman	77-74-69-70-290	\$ 19,500.00	T69	Ron Vlosich	75-76-77-74-302	\$ 3,687.50	Cut	Robert Thompson	77-80-157	\$ 1,000.00
T21	Dan Forsman	70-74-69-77-290	\$ 19,500.00	T69	Bob Cameron	76-74-78-74-302	\$ 3,687.50	Cut	Michael Podolak	80-77-157	\$ 1,000.00
23	Don Pooley	74-76-72-69-291	\$ 15,583.34	75	Dave Rummells	71-77-78-77-303	\$ 3,587.50	Cut	Kevin Spurgeon	81-77-158	\$ 1,000.00
T23	Russ Cochran	73-72-74-72-291	\$ 15,583.34	T75	Bill Britton	75-76-76-76-303	\$ 3,587.50	Cut	Rod Nuckolls	81-77-158	\$ 1,000.00
T23	Bernhard Langer	66-75-75-75-291	\$ 15,583.33	77	Mike Harwood	75-76-75-79-305	\$ 3,537.50	Cut	Jimmy Hamilton	76-82-158	\$ 1,000.00
T23	Fred Funk	72-70-73-76-291	\$ 15,583.33	T77	Mike San Filippo	77-73-79-76-305	\$ 3,537.50	Cut	Paul Daniels	75-83-158	\$ 1,000.00
T23	Jay Haas	73-73-70-75-291	\$ 15,583.33	79	Jodie Mudd	76-73-81-77-307	\$ 3,500.00	Cut	Gary Sowinski	79-80-159	\$ 1,000.00
T23	Brad Bryant	68-80-67-76-291	\$ 15,583.33	80	Dick Mast	73-78-79-83-313	\$ 3,475.00	Cut	Scott Spence	79-80-159	\$ 1,000.00
29	Gene Jones	76-72-73-71-292	\$ 12,000.00	Cut	Tsukasa Watanabe	72-80-152	\$ 1,000.00	Cut	Kim Thompson	85-74-159	\$ 1,000.00
T29	Joe Ozaki	74-72-74-72-292	\$ 12,000.00	Cut	Phil Blackmar	74-78-152	\$ 1,000.00	Cut	Bertus Smit	81-78-159	\$ 1,000.00
T29	Lindy Miller	71-75-74-72-292	\$ 12,000.00	Cut	Gary Trivisonno	78-74-152	\$ 1,000.00	Cut	Dave Merriman	76-83-159	\$ 1,000.00
T29	Tom Kite	69-69-79-75-292	\$ 12,000.00	Cut	D.A. Weibring	76-76-152	\$ 1,000.00	Cut	Todd Smith	79-80-159	\$ 1,000.00
T29	Tim Simpson	76-70-72-74-292	\$ 12,000.00	Cut	Jeffrey Roth	76-77-153	\$ 1,000.00	Cut	Steve Haskins	81-78-159	\$ 1,000.00
34	Mike Reid	79-72-71-71-293	\$ 10,250.00	Cut	Peter Fowler	76-77-153	\$ 1,000.00	Cut	Ralph West	81-78-159	\$ 1,000.00
T34	Bob Tway	77-73-71-72-293	\$ 10,250.00	Cut	Ross Drummond	75-78-153	\$ 1,000.00	Cut	Bill Israelson	77-82-159	\$ 1,000.00
36	Gary Hallberg	71-75-76-72-294	\$ 8,620.00	Cut	Tom Purtzer	75-78-153	\$ 1,000.00	Cut	Tony Johnstone	78-82-160	\$ 1,000.00
T36	John Ross	75-76-72-71-294	\$ 8,620.00	Cut	Leonard Thompson	74-79-153	\$ 1,000.00	Cut	Cleve Coldwater	77-83-160	\$ 1,000.00
T36	John Cook	78-72-73-71-294	\$ 8,620.00	Cut	Joey Sindelar	76-77-153	\$ 1,000.00	Cut	David Thore	84-77-161	\$ 1,000.00
T36	David Eger	79-71-73-71-294	\$ 8,620.00	Cut	Andy Bean	74-79-153	\$ 1,000.00	Cut	Bill Longmuir	77-84-161	\$ 1,000.00
T36	Chris Starkjohann	71-77-77-69-294	\$ 8,620.00	Cut	Mike Hulbert	80-73-153	\$ 1,000.00	Cut	George Forster	81-80-161	\$ 1,000.00
41	Des Smyth	74-72-74-75-295	\$ 7,050.00	Cut	Walter Hall	76-77-153	\$ 1,000.00	Cut	Steve Waugh	78-83-161	\$ 1,000.00
T41	Nick Job	72-78-73-72-295	\$ 7,050.00	Cut	Sandy Lyle	80-74-154	\$ 1,000.00	Cut	Ed Sabo	79-83-162	\$ 1,000.00
T41	Scott Simpson	71-72-74-78-295	\$ 7,050.00	Cut	Andy North	80-74-154	\$ 1,000.00	Cut	Rocky Catalano	85-77-162	\$ 1,000.00
T41	Morris Hatafsky	78-73-74-70-295	\$ 7,050.00	Cut	Rob Gibbons	80-74-154	\$ 1,000.00	Cut	Freddy Gibson	82-81-163	\$ 1,000.00
45	Ben Crenshaw	72-75-74-75-296	\$ 5,700.00	Cut	Ted Schulz	76-78-154	\$ 1,000.00	Cut	Mark Hayes	85-80-165	\$ 1,000.00
T45	James Blair III	74-72-74-76-296	\$ 5,700.00	Cut	Kirk Hanefeld	72-82-154	\$ 1,000.00	Cut	Steve Veriato	83-85-168	\$ 1,000.00
T45	Bob Gilder	73-77-71-75-296	\$ 5,700.00	Cut	Jim White	78-76-154	\$ 1,000.00	Cut	Doug Perry	83-85-168	\$ 1,000.00
T45	Jim Rutledge	76-72-75-73-296	\$ 5,700.00	Cut	Fred Holton	78-76-154	\$ 1,000.00	Cut	Dale Douglass	81-91-172	\$ 1,000.00
T45	Angel Franco	74-74-76-72-296	\$ 5,700.00	Cut	Fulton Allem	77-77-154	\$ 1,000.00	WD	Keith Fergus	72-75-74-221	\$ 1,000.00
50	Keith Clearwater	75-76-72-74-297	\$ 4,537.50	Cut	Mark Wiebe	77-77-154	\$ 1,000.00	WD	Rod Spittle	74-74	\$ 1,000.00
T50	Bruce Vaughan	73-77-73-74-297	\$ 4,537.50	Cut	Denis Watson	77-77-154	\$ 1,000.00	WD	Fuzzy Zoeller	76-76	\$ 1,000.00
T50	Larry Nelson	77-72-75-73-297	\$ 4,537.50	Cut	Jet Ozaki	78-76-154	\$ 1,000.00				

2009 In the world of senior professional golf, where second chances and extended careers are part of the landscape, there are stories like Michael Allen, whose debut in the 70th Senior PGA Championship was courtesy of a special invitation extended two months in advance. A 50-year-old journeyman professional, Allen erased a 334-event winless slate with a rock-solid final-round 3-under-par 67 to capture the Senior PGA Championship. His final-round performance at Canterbury Golf Club just outside Cleveland gave him a 6-under-par 274 total and a two-stroke triumph over former Masters Champion Larry Mize, a guy who found his own major magic in 1987 when he won at Augusta National with a miracle pitch-in.

Allen crafted his own Canterbury tale by finishing his final 54 holes 10-under par, and was the only player in the field to post three rounds in the 60s. Allen joined Arnold Palmer (1980) as the only players to win the Senior PGA Championship while making their debut on the Champions Tour. Allen's \$360,000 paycheck was the second-largest of his career, topped only by the \$648,000 he earned for a runner-up finish in the PGA Tour's Turning Stone Resort Championship in 2007. He became the 23rd player to win this event in his first appearance and the fourth player in Champions Tour history to win in his debut in a major tournament.

Champion: Michael Allen, Scottsdale, Ariz.	
Site: Canterbury Golf Club	
Beachwood, Ohio	
Date: May 21-24, 2009	Purse: \$2,000,000
Par: 35-35—70 (6,895 yards)	
Entries: 156	Cut at: 147
77 players advanced	



	Course Avg.	Under Par	At Par	Over Par	Round Leader	Low Round	Michael Allen
Round 1:	74.21	10	12	134	66 - Scott Hoch, Tom Purtzer	66 - Scott Hoch, Tom Purtzer	74 - T73
Round 2:	73.74	17	9	130	136 - Ross Drummond	66 - Michael Allen, Ross Drummond	140 - T11th
Round 3:	72.22	15	11	52	207 - Michael Allen	67 - Michael Allen	207 - 1st
Round 4:	72.49	13	12	53	274 - Michael Allen	66 - Tom Watson	274 - 1st
Totals	73.440	55	44	365			

Championship Summary

Place	Name	Score	Winnings	Place Name	Score	Winnings	Place Name	Score	Winnings		
1	Michael Allen	74-66-67-67-274	\$360,000	53	Sam Torrance	70-71-80-70-291	\$4,275	Cut	Jim Sobb	75-74-149	\$1,000
2	Larry Mize	69-69-71-67-276	\$216,000	53	Bob Tway	75-72-70-74-291	\$4,275	Cut	Tsukasa Watanabe	79-70-149	\$1,000
3	Bruce Fleisher	71-70-69-67-277	\$136,000	53	Bill Longmuir	77-70-72-72-291	\$4,275	Cut	Jerry Bruner	75-74-149	\$1,000
4	Tom Watson	72-72-70-66-280	\$96,000	53	Juan Quiros	72-75-73-71-291	\$4,275	Cut	Fulton Allem	73-77-150	\$1,000
5	Fred Funk	71-71-69-70-281	\$65,500	57	Ron Streck	73-74-68-77-292	\$4,125	Cut	Bill Loeffler	78-73-151	\$1,000
5	Gil Morgan	71-68-70-72-281	\$65,500	57	Allen Doyle	72-74-73-73-292	\$4,125	Cut	Jim Thorpe	77-74-151	\$1,000
5	Jeff Sluman	70-68-70-73-281	\$65,500	59	Bob Gilder	71-74-71-77-293	\$3,908	Cut	Denis Watson	70-81-151	\$1,000
5	Chris Starkjohann	71-68-72-70-281	\$65,500	59	Wayne Grady	71-72-74-76-293	\$3,908	Cut	Cleve Coldwater	75-76-151	\$1,000
9	Dan Forsman	70-70-74-68-282	\$46,200	59	Hale Irwin	70-74-73-76-293	\$3,908	Cut	Ron Vlosich	79-72-151	\$1,000
9	Jay Haas	71-74-68-69-282	\$46,200	59	Tom McKnight	72-73-75-73-293	\$3,908	Cut	Mike Cuning	73-78-151	\$1,000
9	Mark James	69-71-72-70-282	\$46,200	59	Mike Smith	75-71-75-72-293	\$3,908	Cut	Peter Mitchell	78-73-151	\$1,000
9	Tim Simpson	70-71-68-73-282	\$46,200	59	Dave Stockton	70-73-72-78-293	\$3,908	Cut	Tom Herzan	74-77-151	\$1,000
9	James Mason	71-73-68-70-282	\$46,200	59	Rob Gibbons	71-73-75-74-293	\$3,908	Cut	Mitch Adams	73-78-151	\$1,000
14	Tom Kite	69-70-69-75-283	\$33,000	59	Rostantino Rocca	72-75-70-76-293	\$3,908	Cut	J.C. Snead	72-80-152	\$1,000
14	Mark O'Meara	76-70-69-68-283	\$33,000	59	Roger Chapman	74-68-73-78-293	\$3,908	Cut	Lanny Wadkins	72-80-152	\$1,000
14	Eduardo Romero	73-72-68-70-283	\$33,000	68	Tom Wargo	74-73-72-75-294	\$3,763	Cut	Roy Vucinich	79-73-152	\$1,000
17	John Cook	73-69-73-69-284	\$24,000	68	Vicente Fernandez	76-71-73-74-294	\$3,763	Cut	Fred Holton	74-79-153	\$1,000
17	Scott Hoch	66-72-76-70-284	\$24,000	70	Ronnie Black	75-71-76-74-296	\$3,688	Cut	Dan Pohl	77-76-153	\$1,000
17	Bernhard Langer	68-70-73-73-284	\$24,000	70	Brad Bryant	73-67-78-78-296	\$3,688	Cut	Robert L. Thompson	77-76-153	\$1,000
17	Mark McNulty	72-69-70-73-284	\$24,000	70	Ken Green	72-74-76-74-296	\$3,688	Cut	Brett Upper	77-76-153	\$1,000
17	Tom Purtzer	66-72-74-72-284	\$24,000	70	John Jacobs	70-73-76-77-296	\$3,688	Cut	Scott Davis	78-75-153	\$1,000
22	Andy Bean	74-72-72-67-285	\$16,500	74	Jim Woodward	72-75-76-77-300	\$3,625	Cut	Giuseppe Cali	77-76-153	\$1,000
22	Keith Fergus	73-69-72-71-285	\$16,500	75	Jon Fiedler	72-74-80-76-302	\$3,600	Cut	George Forster	76-77-153	\$1,000
22	Tom Lehman	75-68-74-68-285	\$16,500	76	Jim White	74-73-75-83-305	\$3,575	Cut	Nick Job	77-76-153	\$1,000
22	Joe Ozaki	75-67-69-74-285	\$16,500	77	Fred Gibson	73-74-78-83-308	\$3,550	Cut	Cory George	77-76-153	\$1,000
22	Joey Sindelar	69-72-69-75-285	\$16,500	Cut	Perry Arthur	83-75-148	\$1,000	Cut	Curt Byrum	77-77-154	\$1,000
22	John Morse	69-72-74-70-285	\$16,500	Cut	R.W. Eaks	74-74-148	\$1,000	Cut	David Edwards	75-79-154	\$1,000
28	Jay Don Blake	70-69-71-76-286	\$12,500	Cut	David Eger	73-75-148	\$1,000	Cut	Tony Johnstone	73-81-154	\$1,000
28	Don Pooley	74-69-68-75-286	\$12,500	Cut	Mike Harwood	73-75-148	\$1,000	Cut	Gary Sowinski	76-78-154	\$1,000
28	Loren Roberts	73-74-68-71-286	\$12,500	Cut	Morris Hatalsky	74-74-148	\$1,000	Cut	Steve Thomas	77-77-154	\$1,000
28	Gene Jones	75-69-72-70-286	\$12,500	Cut	Tom Jenkins	71-77-148	\$1,000	Cut	Jim Logue	78-76-154	\$1,000
28	Kiyoshi Murota	73-71-70-72-286	\$12,500	Cut	Mike Malaska	77-71-148	\$1,000	Cut	Dave Merriman	80-74-154	\$1,000
33	Jim Blair	71-72-71-73-287	\$10,250	Cut	Blaine McCallister	75-73-148	\$1,000	Cut	Bob Charles	78-77-155	\$1,000
33	Bill Britton	75-70-70-72-287	\$10,250	Cut	Hajime Meshiai	75-73-148	\$1,000	Cut	Jeff Coston	75-80-155	\$1,000
33	Russ Cochran	70-71-73-73-287	\$10,250	Cut	Jerry Pate	73-75-148	\$1,000	Cut	Mike Lawrence	78-77-155	\$1,000
33	Bob Cameron	72-73-73-69-287	\$10,250	Cut	Mike San Filippo	74-74-148	\$1,000	Cut	Fran Marrello	78-77-155	\$1,000
37	Mike Goodes	75-71-71-71-288	\$7,886	Cut	Craig Stadler	75-73-148	\$1,000	Cut	Chris Tucker	78-79-157	\$1,000
37	Gary Hallberg	69-74-71-74-288	\$7,886	Cut	Fuzzy Zoeller	72-76-148	\$1,000	Cut	Victor Tortorici	80-77-157	\$1,000
37	Kirk Hanefeld	75-70-73-70-288	\$7,886	Cut	Gary Robison	76-72-148	\$1,000	Cut	Denis O'Sullivan	81-76-157	\$1,000
37	Dana Quigley	69-75-77-67-288	\$7,886	Cut	Butch Sheehan	70-78-148	\$1,000	Cut	Isao Aoki	81-77-158	\$1,000
37	Ian Woosnam	71-72-75-70-288	\$7,886	Cut	Bruce Vaughan	76-72-148	\$1,000	Cut	Mike Borich	83-75-158	\$1,000
37	Jeff Roth	74-73-69-72-288	\$7,886	Cut	Angel Franco	75-73-148	\$1,000	Cut	Nevin Sutcliffe	80-78-158	\$1,000
37	Ross Drummond	70-66-76-76-288	\$7,886	Cut	Domingo Hospital	75-73-148	\$1,000	Cut	Gordon Brand Jr.	84-75-159	\$1,000
44	Chip Beck	73-73-74-69-289	\$6,000	Cut	Mark W. Johnson	77-71-148	\$1,000	Cut	Pete Oakley	80-79-159	\$1,000
44	Lonnie Nielsen	76-69-73-71-289	\$6,000	Cut	Jimmy Heggarty	77-71-148	\$1,000	Cut	Gordon Brand	81-78-159	\$1,000
44	Mike Reid	74-71-73-71-289	\$6,000	Cut	Luis Carbonetti	75-73-148	\$1,000	Cut	Mark Hayes	80-80-160	\$1,000
44	Mark Wiebe	72-73-74-70-289	\$6,000	Cut	Phil Blackmar	74-75-149	\$1,000	Cut	Bob McGrath	81-79-160	\$1,000
44	Walter Hall	72-73-70-74-289	\$6,000	Cut	Ben Crenshaw	73-76-149	\$1,000	Cut	Jim Lapsley	81-79-160	\$1,000
49	Greg Norman	73-72-73-72-290	\$4,725	Cut	Mike Hulbert	72-77-149	\$1,000	Cut	Will Frantz	81-80-161	\$1,000
49	Hal Sutton	71-76-70-73-290	\$4,725	Cut	Sandy Lyle	74-75-149	\$1,000	Cut	Dale Douglass	86-79-165	\$1,000
49	Bobby Wadkins	75-71-72-72-290	\$4,725	Cut	Nick Price	74-75-149	\$1,000	Cut	Charles Coody	83-85-168	\$1,000
49	John Harris	72-74-70-74-290	\$4,725	Cut	John Aubrey	71-78-149	\$1,000	WD	Brent Murray		

2008 Jay Haas, who has played more championship golf at Oak Hill Country Club than most of his peers, knew how valued a par would be on the 18th hole on a Sunday afternoon in the 69th Senior PGA Championship. After all, this was the devilish hole that Haas failed to par on a Sunday 13 years earlier in the 1995 Ryder Cup. Had he been able to execute that day, America would have stemmed a European rally and held on to the Ryder Cup.

But, Haas and the remainder of the American team couldn't overcome the punishing rough and the steep uphill climb at Oak Hill's closing par-4 summit. Fast forward to an Oak Hill Country Club that played every bit as difficult as any course in recent championship memory, and you may understand how Haas was feeling with a one-stroke lead over Germany's Bernhard Langer – who happened to be a member of the victorious '95 European Team.

Things were different this time, with Haas ripping a drive to the left-center of the fairway, the hitting a 6-iron to within 15 feet of a hole tucked on the left-hand portion of the hill. He waited as Langer missed a 55-footer for birdie, then stroked his first putt gingerly down the slope. The ball just grazed the hole and Haas calmly stepped back in to make a winning two-foot par putt.

Haas turned in a five-bogey, one-birdie 74 to close at 7-over-par 287, marking the highest scoring Senior PGA Championship since the format moved to 72 holes in 1958. Haas' winning total is the highest in relation to par, erasing Sam Snead's 2-over-par total in 1970. Scott Hoch, Joey Sindelar and 1987 U.S. Open-winner Scott Simpson finished tied for third, two strokes back.

Champion: Jay Haas, Greenville, S.C.		
Site:	Oak Hill Country Club	
	Rochester, N.Y.	
Date:	May 21-24, 2008	Purse: \$2,000,000
Par:	35-35—70 (7,001 yards)	
Entries:	156	Cut at 152 84 players advanced



	Course Avg.	Under Par	At Par	Over Par	Round Leader	Low Round	Jay Haas
Round 1:	76.86	1	2	152	69 - Jay Haas	69 - Jay Haas	67 - 1st
Round 2:	75.65	7	5	141	140 - Tom Purtzer	66 - Mark O'Meara	140 - T2nd
Round 3:	76.27	1	3	80	212 - Bernhard Langer	69 - Scott Simpson	213 - T2nd
Round 4:	74.75	3	4	77	287 - Jay Haas	68 - John Ross	287 - 1st
Totals	75.996	12	14	450			

Championship Summary

Place Name	Score	Winnings	Place Name	Score	Winnings	Place Name	Score	Winnings
1 Jay Haas	69-72-72-74—287	\$360,000	53 Mike Hulbert	80-72-76-74—302	\$4,225	Cut Hale Irwin	75-80—155	\$1,000
2 Bernhard Langer	71-71-70-76—288	\$216,000	53 Tom Jenkins	75-71-84-72—302	\$4,225	Cut David Ishii	78-77—155	\$1,000
3 Scott Hoch	71-74-72-72—289	\$102,667	53 Lonnie Nielsen	81-70-78-73—302	\$4,225	Cut John Mazza	77-78—155	\$1,000
3 Scott Simpson	76-71-69-73—289	\$102,667	53 Bobby Wadkins	76-75-73-78—302	\$4,225	Cut Dan Pohl	79-76—155	\$1,000
3 Joey Sindelar	76-69-72-72—289	\$102,667	53 D.A. Weibring	76-74-80-72—302	\$4,225	Cut Tommy Brannen	76-79—155	\$1,000
6 Greg Norman	72-73-72-73—290	\$62,000	53 Allen Doyle	76-74-77-75—302	\$4,225	Cut James Mason	79-76—155	\$1,000
6 Don Pooley	75-73-72-70—290	\$62,000	59 Massy Kuramoto	73-68-80-82—303	\$4,000	Cut John McGough	79-76—155	\$1,000
6 Ron Streck	76-71-72-71—290	\$62,000	59 Robert Thompson	73-76-77-77—303	\$4,000	Cut John Chillas	79-76—155	\$1,000
9 Jeff Sluman	70-73-70-78—291	\$50,000	59 Juan Quiros	77-74-75-77—303	\$4,000	Cut Chris Starkjohann	82-74—156	\$1,000
9 Gene Jones	76-74-72-69—291	\$50,000	62 Jim Chancey	76-71-82-75—304	\$3,875	Cut Michael Zinni	84-72—156	\$1,000
9 Vicente Fernandez	74-75-73-69—291	\$50,000	62 Dave Eichelberger	77-74-79-74—304	\$3,875	Cut Ross Drummond	80-76—156	\$1,000
12 Tom Purtzer	73-67-81-71—292	\$42,000	62 Mark James	79-73-76-76—304	\$3,875	Cut Ralph West	78-78—156	\$1,000
13 Andy Bean	73-72-74-74—293	\$36,000	62 Wayne Levi	73-76-82-73—304	\$3,875	Cut Jeff Coston	78-79—157	\$1,000
13 Tom Kite	75-71-71-76—293	\$36,000	62 Gary Robison	75-73-79-77—304	\$3,875	Cut Bob Ford	78-79—157	\$1,000
13 Craig Stadler	75-70-76-72—293	\$36,000	67 David Lundstrom	78-74-77-76—305	\$3,763	Cut Mac O'Grady	81-76—157	\$1,000
16 Bill Britton	70-74-72-78—294	\$23,375	67 Mike Reid	78-74-77-76—305	\$3,763	Cut Chris Tucker	76-81—157	\$1,000
16 John Cook	73-75-72-74—294	\$23,375	67 Walter Hall	73-78-80-74—305	\$3,763	Cut Wayne DeFrancesco	78-79—157	\$1,000
16 David Eger	72-78-74-70—294	\$23,375	67 Rod Spittle	76-74-79-76—305	\$3,763	Cut Mark W. Johnson	81-76—157	\$1,000
16 Bruce Fleisher	78-67-76-73—294	\$23,375	71 Darrell Kestner	76-70-79-81—306	\$3,638	Cut Delroy Cambridge	82-75—157	\$1,000
16 Eduardo Romero	71-77-71-75—294	\$23,375	71 Hajime Meshiai	78-74-80-74—306	\$3,638	Cut David Arbuckle	78-79—157	\$1,000
16 Tim Simpson	71-73-76-74—294	\$23,375	71 Jim Thorpe	74-77-79-76—306	\$3,638	Cut Donnie Hammond	77-81—158	\$1,000
16 Tom Watson	78-69-75-72—294	\$23,375	71 Tom Wargo	76-76-78-76—306	\$3,638	Cut Mark Hayes	78-80—158	\$1,000
16 Ian Woosnam	71-76-73-74—294	\$23,375	71 Rick Karbowski	77-72-78-79—306	\$3,638	Cut Kenny Knox	79-79—158	\$1,000
24 Mark O'Meara	76-66-77-76—295	\$16,500	71 Costantino Rocca	75-76-76-79—306	\$3,638	Cut Mike Lawrence	77-81—158	\$1,000
24 Kiyoshi Murota	75-72-75-73—295	\$16,500	77 Fred Gibson	77-75-82-75—309	\$3,500	Cut Mitch Adams	76-82—158	\$1,000
26 Denis Watson	72-74-74-76—296	\$13,875	77 Roy Vucinic	78-72-82-77—309	\$3,500	Cut Jim White	83-76—159	\$1,000
26 John Harris	72-78-73-73—296	\$13,875	77 Bill Longmuir	76-74-82-77—309	\$3,500	Cut Jet Ozaki	77-82—159	\$1,000
26 Carl Mason	76-71-78-71—296	\$13,875	77 Gordon Brand	73-77-79-80—309	\$3,500	Cut Kip P. Byrne	84-75—159	\$1,000
26 Bob Cameron	72-73-81-70—296	\$13,875	77 Mike Barge	72-80-80-77—309	\$3,500	Cut George Forster	79-80—159	\$1,000
30 Keith Fergus	71-74-75-77—297	\$11,750	82 Danny Edwards	77-72-85-77—311	\$3,425	Cut Doug LaCrosse	79-80—159	\$1,000
30 Joe Ozaki	71-79-77-70—297	\$11,750	83 Bill Loeffler	76-76-85-76—313	\$3,400	Cut John Calabria	82-78—160	\$1,000
30 Mark Wiebe	74-72-77-74—297	\$11,750	84 Scott Spence	74-78-82-82—316	\$3,375	Cut Scott Mahlberg	82-78—160	\$1,000
30 Bruce Vaughan	77-70-76-74—297	\$11,750	Cut Phil Blackmar	76-77—153	\$1,000	Cut Mike Smith	84-76—160	\$1,000
34 Bob Gilder	73-73-77-75—298	\$8,700	Cut Jack Ferenz	76-77—153	\$1,000	Cut Mark Balen	78-82—160	\$1,000
34 Mike Goodes	72-73-75-78—298	\$8,700	Cut Dick Mast	79-74—153	\$1,000	Cut Michael Turner	81-79—160	\$1,000
34 Kirk Hanefeld	71-74-77-76—298	\$8,700	Cut Dana Quigley	75-78—153	\$1,000	Cut Ed Dougherty	85-76—161	\$1,000
34 Sam Torrance	76-74-73-75—298	\$8,700	Cut Mike San Filippo	78-75—153	\$1,000	Cut Dale Douglass	83-78—161	\$1,000
34 John Ross	75-77-78-68—298	\$8,700	Cut Leonard Thompson	77-76—153	\$1,000	Cut Graham Marsh	82-79—161	\$1,000
34 John Jacobs	71-80-74-73—298	\$8,700	Cut Bruce Zabriski	77-76—153	\$1,000	Cut Mark E. Johnson	82-79—161	\$1,000
34 Katsuyoshi Tomori	75-77-70-76—298	\$8,700	Cut Fuzzy Zoeller	76-77—153	\$1,000	Cut Isao Aoki	87-75—162	\$1,000
34 Des Smyth	74-70-80-74—298	\$8,700	Cut Greg Hickman	78-75—153	\$1,000	Cut Bob Darling Jr	81-81—162	\$1,000
34 Nick Job	72-76-75-75—298	\$8,700	Cut Matt Seitz	76-77—153	\$1,000	Cut Bob Ralston	82-81—163	\$1,000
43 David Edwards	76-73-73-77—299	\$6,600	Cut Pete Oakley	76-77—153	\$1,000	Cut Mike Parrish	86-79—165	\$1,000
43 Sandy Lyle	76-76-74-73—299	\$6,600	Cut Boonchu Ruangkit	75-78—153	\$1,000	Cut Glen Stubblefield	86-79—165	\$1,000
43 Gil Morgan	78-74-71-76—299	\$6,600	Cut Bill Sautter	79-74—153	\$1,000	Cut Tom Herzan	81-84—165	\$1,000
46 David Ogryn	75-72-78-75—300	\$5,700	Cut Bob Boyd	77-77—154	\$1,000	Cut Gary Sowinski	78-88—166	\$1,000
46 Jim Woodward	72-74-75-79—300	\$5,700	Cut Mike Donald	80-74—154	\$1,000	Cut Rod Nuckolls	82-86—168	\$1,000
46 Jim Ahern	83-68-76-73—300	\$5,700	Cut Joe Inman	78-76—154	\$1,000	Cut Charles Coody	82-88—170	\$1,000
49 Perry Arthur	77-73-76-75—301	\$4,725	Cut Jose Rivero	76-78—154	\$1,000	Cut Greg Hopkins	84-93—177	\$1,000
49 Chip Beck	73-75-76-77—301	\$4,725	Cut Jeff Roth	78-76—154	\$1,000	Jerry Pate	84—84	
49 Tom McKnight	76-76-75-74—301	\$4,725	Cut Luis Carbonetti	78-76—154	\$1,000	Nick Price	74—74	
49 Loren Roberts	78-74-76-73—301	\$4,725	Cut Jim Blair	79-76—155	\$1,000			

2007 Denis Watson, who has traveled to the heart of darkness in his professional golf career, found redemption after 23 years on this strip of land and sand along the Atlantic. The 51-year-old native of Zimbabwe stood tall and delivered when front-runner Eduardo Romero of Argentina made late mistakes, and went on to capture the 68th Senior PGA Championship for his first victory since 1984.

Champion: Denis Watson, Fort Lauderdale, Fla.		
Site: The Ocean Course, Kiawah Island (S.C.) Golf Resort		
Date: May 24-27, 2007	Purse: \$2,000,000	
Par: 36-36—72 (7,201 yards)		
Entries: 156	Cut at: 152	78 players advanced



Making his first appearance in the most prestigious event in senior golf, Watson posted a final-round 4-under-par 68 to finish at 9-under 279.

Watson defeated Romero by two strokes while his childhood friend Nick Price of South Africa finished three strokes back. Watson became the first international-born Senior PGA Champion since 1990, when South Africa's Gary Player won the last of his three titles.

Watson's triumph led a global parade on the leader board, with international-born players grabbing the top four spots.

Romero, the leader for 67 holes, closed with a 72 and 281. Price, making his first Championship appearance, was third after a 71 and Japan's Naomichi "Joe" Ozaki finished with a 72 to garner fourth place.

The top four were part of 36 international players representing 14 countries.

	Course Avg.	Under Par	At Par	Over Par	Round Leader	Low Round	Denis Watson
Round 1:	77.24	7	13	133	68 - Eduardo Romero	68 - Eduardo Romero	71 - T4th
Round 2:	75.50	21	12	118	138 - Eduardo Romero	69 - Mike San Filippo	142 - 4th
Round 3:	73.64	19	7	52	209 - Eduardo Romero	69 - Denis Watson	211 - T2nd
Round 4:	73.91	19	8	51	279 - Denis Watson	68 - Denis Watson	279 - 1st
Totals:	75.494	66	40	354			

Championship Summary

Place	Name	Score	Winnings	Place Name	Score	Winnings	Place Name	Score	Winnings		
1	Denis Watson	71-71-69-68—279	\$360,000	T52	Dana Quigley	72-80-76-71—299	\$4,200	Cut	John Godwin	82-73—155	\$1,000
2	Eduardo Romero	68-70-71-72—281	\$216,000	T52	Ron Streck	78-72-80-69—299	\$4,200	Cut	George Forster	81-74—155	\$1,000
3	Nick Price	71-70-70-71—282	\$136,000	T52	Jim Thorpe	73-73-77-76—299	\$4,200	Cut	Perry Arthur	78-78—156	\$1,000
4	Joe Ozaki	69-71-72-72—284	\$96,000	T52	Howard Twitty	77-72-74-76—299	\$4,200	Cut	Michael Burke Jr.	78-78—156	\$1,000
5	Tim Simpson	76-71-69-70—286	\$76,000	T52	Tom Watson	74-75-74-76—299	\$4,200	Cut	Reed Hughes	77-79—156	\$1,000
6	Brad Bryant	71-72-73-71—287	\$66,000	T52	Mitch Adcock	77-73-77-72—299	\$4,200	Cut	Wheeler Stewart	84-72—156	\$1,000
T7	Tom Kite	75-76-67-70—288	\$60,000	T52	Gary Robison	78-74-73-74—299	\$4,200	Cut	Roy Vucinich	77-79—156	\$1,000
T7	Craig Stadler	72-71-69-70—288	\$60,000	T52	Mitch Adams	75-76-74-74—299	\$4,200	Cut	Jerry Tucker	81-75—156	\$1,000
T9	Jay Haas	72-71-75-71—289	\$52,000	T61	David Edwards	72-78-73-77—300	\$3,925	Cut	Pete Oakley	80-76—156	\$1,000
T9	Hajime Meshiai	76-70-72-71—289	\$52,000	T61	Jay Sigel	77-74-76-73—300	\$3,925	Cut	Bob Ackerman	81-76—157	\$1,000
11	Curtis Strange	78-72-70-70—290	\$46,000	T61	John Harris	79-71-77-73—300	\$3,925	Cut	Dave Eichelberger	80-77—157	\$1,000
T12	Ben Crenshaw	73-71-74-73—291	\$33,429	T64	Scott Simpson	79-73-78-71—301	\$3,863	Cut	Darrell Kestner	78-79—157	\$1,000
T12	Massy Kuramoto	71-76-74-70—291	\$33,429	T64	Katsuyoshi Tomori	76-75-73-77—301	\$3,863	Cut	Dick Mast	79-78—157	\$1,000
T12	Mark O'Meara	72-73-71-75—291	\$33,429	T66	Rick Karbowksi	73-75-80-74—302	\$3,813	Cut	John Mazza	83-74—157	\$1,000
T12	Loren Roberts	72-74-73-72—291	\$33,429	T66	Costantino Rocca	74-74-76-78—302	\$3,813	Cut	Jose Rivero	82-75—157	\$1,000
T12	D.A. Weibring	80-70-68-73—291	\$33,429	T68	Bill Britton	75-77-73-78—303	\$3,750	Cut	Bill Longmuir	78-79—157	\$1,000
T12	Doug LaCrosse	76-74-70-71—291	\$33,429	T68	Allen Doyle	77-73-80-73—303	\$3,750	Cut	Luis Carbonetti	82-75—157	\$1,000
T12	Rod Spittle	75-74-70-72—291	\$33,429	T68	Horacio Carbonetti	78-74-75-76—303	\$3,750	Cut	Rick Neal	82-75—157	\$1,000
T19	Chip Beck	70-78-70-74—292	\$20,600	T71	Brace Lietzke	75-74-72-83—304	\$3,675	Cut	Bob Charles	81-77—158	\$1,000
T19	Jeff Coston	72-75-75-70—292	\$20,600	T71	Tim Conley	76-74-76-78—304	\$3,675	Cut	Jim Colbert	80-78—158	\$1,000
T19	Scott Hoch	72-75-72-73—292	\$20,600	T71	Giuseppe Cali	75-77-76-76—304	\$3,675	Cut	Steve Groves	79-79—158	\$1,000
T19	Fuzzy Zoeller	74-71-75-72—292	\$20,600	T74	Dan Pohl	77-74-71-84—306	\$3,613	Cut	Joe Inman	81-77—158	\$1,000
T19	Vicente Fernandez	75-70-73-74—292	\$20,600	T74	Bill Schumaker	80-72-75-79—306	\$3,613	Cut	Kenny Knox	82-76—158	\$1,000
T24	R.W. Eaks	76-76-70-71—293	\$16,000	76	Lindy Miller	75-77-77-79—308	\$3,575	Cut	Mark McCumber	78-80—158	\$1,000
T24	Tom Purtzer	73-73-77-70—293	\$16,000	77	Mark Hayes	75-77-78-79—309	\$3,550	Cut	Steve Thomas	76-82—158	\$1,000
T24	Bruce Vaughan	72-72-75-74—293	\$16,000	78	Bobby Heins	75-77-81-79—312	\$3,525	Cut	Leonard Thompson	83-75—158	\$1,000
T27	Jack Ferez	74-71-77-72—294	\$12,750	Cut	Jim Chancey	79-74—153	\$1,000	Cut	Hugh Baiocchi	81-77—158	\$1,000
T27	Keith Fergus	73-75-71-75—294	\$12,750	Cut	Jon Dent	74-79—153	\$1,000	Cut	John Calabria	84-75—159	\$1,000
T27	Graham Marsh	73-73-74-74—294	\$12,750	Cut	Tommy Nakajima	77-76—153	\$1,000	Cut	Mark Lye	82-77—159	\$1,000
T27	Mike San Filippo	78-69-74-73—294	\$12,750	Cut	Mike Smith	75-78—153	\$1,000	Cut	Kazunari Takahashi	82-77—159	\$1,000
T27	James Mason	72-74-73-75—294	\$12,750	Cut	Sam Torrance	76-77—153	\$1,000	Cut	Billy Ziobro	80-79—159	\$1,000
T27	Jet Ozaki	73-74-71-76—294	\$12,750	Cut	Bobby Wadkins	75-78—153	\$1,000	Cut	Ed Dougherty	81-79—160	\$1,000
T33	Mike Goodes	76-71-75-73—295	\$9,543	Cut	Des Smyth	81-72—153	\$1,000	Cut	Mick Soli	82-78—160	\$1,000
T33	Kirk Hanefeld	75-72-75-73—295	\$9,543	Cut	Jim Ahern	73-80—153	\$1,000	Cut	Jim Albus	83-78—161	\$1,000
T33	Mark James	74-71-72-78—295	\$9,543	Cut	Guillermo Encina	77-76—153	\$1,000	Cut	Kim Thompson	82-80—162	\$1,000
T33	Tom McKnight	78-72-72-73—295	\$9,543	Cut	Nick Job	75-78—153	\$1,000	Cut	Larry MacKin	83-79—162	\$1,000
T33	John Jacobs	75-73-74-73—295	\$9,543	Cut	Tom Herzan	78-75—153	\$1,000	Cut	Steven Snyder	80-82—162	\$1,000
T33	Ron Stelten	78-71-73-73—295	\$9,543	Cut	Jon Fiedler	76-78—154	\$1,000	Cut	David Ishii	80-83—163	\$1,000
T33	Kiyoshi Murota	74-72-75-74—295	\$9,543	Cut	Hubert Green	77-77—154	\$1,000	Cut	Jerry Impellittere	86-77—163	\$1,000
T40	Larry Nelson	76-76-70-74—296	\$7,650	Cut	Morris Hatalasky	82-72—154	\$1,000	Cut	David J. Russell	81-82—163	\$1,000
T40	Boonchu Ruangkit	72-79-70-75—296	\$7,650	Cut	Tom Jenkins	78-76—154	\$1,000	Cut	Bob Ralston	83-82—165	\$1,000
T42	Andy Bean	76-70-75-76—297	\$6,300	Cut	Tony Johnstone	78-76—154	\$1,000	Cut	Stan Stopa	83-82—165	\$1,000
T42	Bruce Fleisher	75-75-73-74—297	\$6,300	Cut	Mike Lawrence	74-80—154	\$1,000	Cut	Danny Edwards	79-87—166	\$1,000
T42	Raymond Floyd	77-74-75-71—297	\$6,300	Cut	Jerry Pate	75-79—154	\$1,000	Cut	Eddie Mudd	85-81—166	\$1,000
T42	Bob Gilder	77-74-76-70—297	\$6,300	Cut	Mike Reid	78-76—154	\$1,000	Cut	Gary Player	82-85—167	\$1,000
T42	Hale Irwin	78-70-73-76—297	\$6,300	Cut	Chris Starkjohann	79-75—154	\$1,000	Cut	Thomas Anderson	83-84—167	\$1,000
T42	Lonnie Nielsen	72-74-73-78—297	\$6,300	Cut	Gordon Brand	78-76—154	\$1,000	Cut	Tony Jacklin	84-85—169	\$1,000
T42	Bruce Summerhays	81-71-70-75—297	\$6,300	Cut	Mark Johnson	80-74—154	\$1,000	WD	Mike Donald	83—83	
T49	David Eger	74-75-75-74—298	\$4,833	Cut	Juan Quiros	78-76—154	\$1,000	WD	Don Pooley	82—82	
T49	Tom Morgan	75-71-74-78—298	\$4,833	Cut	Isao Aoki	79-76—155	\$1,000	WD	John Mahaffey		
T49	Walter Hall	72-80-72-74—298	\$4,833	Cut	Donnie Hammond	80-75—155	\$1,000	WD	Bill Rogers		
T52	Peter Jacobsen	79-73-75-72—299	\$4,200	Cut	Dave Stockton	81-74—155	\$1,000	DQ	David Lundstrom		

2006 Jay Haas blasted out of a greenside bunker on the third playoff hole at Oak Tree Golf Club and made his 12-foot par putt, which was enough to hang on to defeat Brad Bryant for the 67th Senior PGA Championship.

Champion: Jay Haas, Greenville, S.C.		
Site: Oak Tree Golf Club, Edmond, Okla.		
Date: May 25-28	Purse: \$2,000,000	
Par: 36-35 -72 (7,105 yards)		
Entries: 156	Cut at: 148	77 players advanced



While Haas mounted a front-nine charge with five straight birdies, the back nine belonged to Bryant, who closed eagle-par-birdie, the latter a highlight reel effort on the 72nd hole to force a playoff with Haas, the 12th playoff in Championship history.

Bryant's missed four-footer came on the third trip to the par-4 18th.

Haas hoisted the Alfred S. Bourne Trophy, and pocketed \$360,000 in the oldest and most prestigious event in senior golf. The same player who finished a stroke behind Hale Irwin in the 2004 Senior PGA Championship, and had third-place finishes in the 2004 U.S. Senior Open, 1999 PGA Championship and 1995 Masters, was now ushered into an elite club.

Haas posted a 3-under 68 and Bryant a 71 to finish at 5-under-par 279. Third-round leader Gil Morgan, who struggled to a 74 on his home course, finished two strokes behind in third place.

	Course Avg.	Under Par	At Par	Over Par	Round Leader	Low Round	Jay Haas
Round 1:	74.54	19	15	122	Gil Morgan	66 - Gil Morgan	68 - T-3rd
Round 2:	74.93	18	12	122	Peter Jacobsen	66 - Brad Bryant	138 - 4th
Round 3:	75.75	3	6	66	Gil Morgan	69 - Mike McCullough, Dick Mast	211 - T-5th
Round 4:	74.37	11	3	61	Jay Haas	66 - Bob Gilder	279 - 1st
Totals:	74.84	51	36	371			

Championship Summary

Place	Name	Score	Winnings	Place	Name	Score	Winnings	Place	Name	Score	Winnings
1	Jay Haas	68-70-73-68-279	\$360,000	T-52	Wayne Levi	70-74-76-78-298	\$4,300	Cut	Doug Johnson	73-79-152	\$1,000.00
2	Brad Bryant	69-67-72-71-279	\$216,000	T-52	Mike Smith	70-77-82-69-298	\$4,300	Cut	Tony Johnstone	74-78-152	\$1,000.00
3	Gil Morgan	66-70-71-74-281	\$136,000	T-52	Curtis Strange	69-72-77-80-298	\$4,300	Cut	Massy Kuramoto	75-77-152	\$1,000.00
4	Dana Quigley	69-70-72-71-282	\$96,000	T-52	Fuzzy Zoeller	77-71-71-79-298	\$4,300	Cut	Gary Payer	77-75-152	\$1,000.00
5	Loren Roberts	68-71-71-73-283	\$76,000	T-57	Jon Fiedler	72-76-78-73-299	\$4,050	Cut	Michael Zinni	77-75-152	\$1,000.00
6	Tommy Nakajima	71-70-74-69-284	\$66,000	T-57	Hajime Meshiai	75-72-77-75-299	\$4,050	Cut	Carl Mason	72-80-152	\$1,000.00
T-7	Peter Jacobsen	67-68-75-75-285	\$60,000	T-57	Dan Pohl	72-75-80-72-299	\$4,050	Cut	Jeff Thomsen	70-83-153	\$1,000.00
T-7	Katsuyoshi Tomori	69-76-73-67-285	\$60,000	T-57	Don Pooley	73-70-82-74-299	\$4,050	Cut	Lee Trevino	79-74-153	\$1,000.00
9	Doug Tewell	71-75-71-70-287	\$54,000	T-57	Dave Stockton	74-74-79-72-299	\$4,050	Cut	Buddy Harston	74-79-153	\$1,000.00
10	D.A. Weibring	71-71-70-76-288	\$50,000	T-62	John Jacobs	70-78-78-74-300	\$3,925	Cut	Scott Masingill	77-76-153	\$1,000.00
T-11	Bob Gilder	70-75-78-66-289	\$42,333	T-63	Ron Streck	72-75-81-73-301	\$3,850	Cut	Ed Dougherty	72-82-154	\$1,000.00
T-11	Dick Mast	71-72-69-77-289	\$42,333	T-63	Bobby Wadkins	73-75-78-75-301	\$3,850	Cut	David Ishii	77-77-154	\$1,000.00
T-11	Jose Rivero	70-69-78-72-289	\$42,333	T-63	Gary Robison	74-74-77-76-301	\$3,850	Cut	Butch Sheehan	78-76-154	\$1,000.00
T-14	David Edwards	72-68-74-76-290	\$32,000	T-63	Pete Oakley	73-73-74-81-301	\$3,850	Cut	Hugh Baiocchi	78-76-154	\$1,000.00
T-14	Bruce Fleisher	73-71-73-73-290	\$32,000	T-63	Doug LaCrosse	73-75-77-76-301	\$3,850	Cut	Andy North	76-79-155	\$1,000.00
T-14	Scott Simpson	72-73-72-73-290	\$32,000	T-68	Bob Ackerman	71-74-81-76-302	\$3,750	Cut	Joe Guterman	81-74-155	\$1,000.00
T-14	Jim Thorpe	69-73-73-75-290	\$32,000	T-68	Jim Ahern	73-74-77-78-302	\$3,750	Cut	Jerry Impellittere	77-78-155	\$1,000.00
T-14	Kiyoshi Murota	72-72-77-69-290	\$32,000	T-68	Mike Barge	73-68-84-77-302	\$3,750	Cut	J.B. Taylor	76-79-155	\$1,000.00
T-19	Kirk Hanefeld	73-71-79-68-291	\$23,000	T-71	Darrell Kestner	72-72-81-78-303	\$3,688	Cut	Mike Zarembo	81-74-155	\$1,000.00
T-19	Mark McNulty	73-72-74-72-291	\$23,000	T-71	Bill Rogers	74-74-79-76-303	\$3,688	Cut	Jose Maria Canizares	75-81-156	\$1,000.00
T-19	Sam Torrance	72-70-73-76-291	\$23,000	T-73	Dave Eichelberger	74-73-78-79-304	\$3,638	Cut	Terry Gale	77-79-156	\$1,000.00
T-19	Mitch Adcock	76-70-72-73-291	\$23,000	T-73	Craig Stadler	69-75-84-76-304	\$3,638	Cut	Jimmy Powell	80-76-156	\$1,000.00
T-23	Hale Irwin	73-70-76-73-292	\$16,000	75	Jim Albus	76-71-81-82-310	\$3,600	Cut	Tony Saraceno	76-80-156	\$1,000.00
T-23	Tom Purtzer	73-67-77-75-292	\$16,000	Cut	Jim Chancey	74-75-149	\$1,000.00	Cut	Roy Vucinich	76-80-156	\$1,000.00
T-23	Mike Reid	71-71-75-75-292	\$16,000	Cut	Jim Colbert	78-71-149	\$1,000.00	Cut	Jay Overton	80-77-157	\$1,000.00
T-23	Tom Watson	68-71-74-79-292	\$16,000	Cut	Jack Ferenz	73-76-149	\$1,000.00	Cut	Larry MackKin	79-78-157	\$1,000.00
T-23	Allen Doyle	74-72-76-70-292	\$16,000	Cut	Mark Hayes	76-73-149	\$1,000.00	Cut	John Godwin	76-81-157	\$1,000.00
T-28	Isao Aoki	74-69-73-77-293	\$13,000	Cut	Mark James	78-71-149	\$1,000.00	Cut	Luis Carbonetti	83-74-157	\$1,000.00
T-28	Mike McCullough	74-73-69-77-293	\$13,000	Cut	Lonnie Nielsen	76-73-149	\$1,000.00	Cut	Noel Ratcliffe	80-78-158	\$1,000.00
T-28	Leonard Thompson	74-73-73-73-293	\$13,000	Cut	Paul Parajackas	76-73-149	\$1,000.00	Cut	Tom Wargo	80-78-158	\$1,000.00
T-31	Keith Fergus	75-73-77-69-294	\$11,000	Cut	Jerry Pate	71-78-149	\$1,000.00	Cut	Vance Heafner	80-79-159	\$1,000.00
T-31	Joe Ozaki	71-71-74-78-294	\$11,000	Cut	John Harris	74-75-149	\$1,000.00	Cut	John Mazza	78-81-159	\$1,000.00
T-31	Eduardo Romero	74-71-71-78-294	\$11,000	Cut	David J. Russell	72-77-149	\$1,000.00	Cut	Bill Schumaker	80-79-159	\$1,000.00
T-31	Des Smyth	74-72-75-73-294	\$11,000	Cut	Nick Job	71-78-149	\$1,000.00	Cut	Rocky Thompson	83-76-159	\$1,000.00
T-31	Rick Rhoden	72-75-76-71-294	\$11,000	Cut	Bob Klein	72-78-150	\$1,000.00	Cut	Tommy Aaron	78-82-160	\$1,000.00
T-36	Danny Edwards	70-76-75-74-295	\$8,825	Cut	Jack McConachie	74-76-150	\$1,000.00	Cut	Bob Giusti	78-82-160	\$1,000.00
T-36	Tom McKnight	71-76-74-74-295	\$8,825	Cut	Mark McCumber	74-76-150	\$1,000.00	Cut	Dale Douglass	81-80-161	\$1,000.00
T-36	Tim Simpson	71-72-74-78-295	\$8,825	Cut	Mike San Filippo	78-72-150	\$1,000.00	Cut	Jim Dickson	79-82-161	\$1,000.00
T-36	Vicente Fernandez	73-72-71-79-295	\$8,825	Cut	Bill Longmire	72-78-150	\$1,000.00	Cut	Tom Herzan	82-79-161	\$1,000.00
T-40	Dave Barr	73-70-77-76-296	\$6,750	Cut	Bob Ford	76-75-151	\$1,000.00	Cut	DeWitt Weaver	78-84-162	\$1,000.00
T-40	Andy Bean	73-73-77-73-296	\$6,750	Cut	Will Frantz	75-76-151	\$1,000.00	Cut	Chuck Frithsen	74-88-162	\$1,000.00
T-40	Gordon-J. Brand	72-70-78-76-296	\$6,750	Cut	Tom Jenkins	73-78-151	\$1,000.00	Cut	Tom Doozan	78-86-164	\$1,000.00
T-40	Morris Hatalsky	71-75-74-76-296	\$6,750	Cut	Larry Nelson	70-81-151	\$1,000.00	Cut	Efren Serra	87-82-169	\$1,000.00
T-40	Joe Inman	72-72-75-77-296	\$6,750	Cut	Kim Thompson	75-76-151	\$1,000.00	Cut	Dan Monday	93-77-170	\$1,000.00
T-40	Tom Kite	74-69-78-75-296	\$6,750	Cut	Rick Karbowski	76-75-151	\$1,000.00	Cut	John McNaney	88-84-172	\$1,000.00
T-40	Howard Twitty	72-74-74-76-296	\$6,750	Cut	John Bland	76-75-151	\$1,000.00	WD	R.W. Eaks	71-72-143	
T-40	Bruce Summerhays	73-73-81-69-296	\$6,750	Cut	Mark Johnson	78-73-151	\$1,000.00	WD	Bob Eastwood	78-78	
T-48	Bruce Lietzke	74-74-72-78-297	\$4,975	Cut	Bob Cameron	77-74-151	\$1,000.00	WD	Jack Spradlin	82-82	
T-48	James Mason	73-73-76-75-297	\$4,975	Cut	Jim Blair	76-76-152	\$1,000.00	WD	Martin Gray	84-84	
T-48	Giuseppe Cali	72-73-75-77-297	\$4,975	Cut	Jim Dent	73-79-152	\$1,000.00	WD	Takashi Miyoshi	81-81	
T-48	Walter Hall	74-74-77-72-297	\$4,975	Cut	David Eger	79-73-152	\$1,000.00	DQ	Pat McGowan	73-74-147	
T-52	Perry Arthur	71-74-81-72-298	\$4,300	Cut	Hubert Green	76-76-152	\$1,000.00				

2005 Mike Reid executed inspirational, steady golf when all around him were losing their cool at Laurel Valley Golf Club, and rallied to win the 66th Senior PGA Championship. Trailing by six strokes with eight holes to play, Reid capped his charge with a 30-foot eagle putt on the 72nd hole to land in a playoff with Jerry Pate and Dana Quigley, then completed his mission with a birdie on the first extra hole – the 18th – to earn his first major title. This Senior PGA Championship will be remembered for Quigley holding a lead from the 17th hole of the third round through the 17th of the final day. But, the Iron Man of golf, competing in his 259th consecutive event, withered down the stretch.

After Quigley opened the door with a bogey on the 71st hole and a scrambling birdie at the 18th, it was suddenly Pate's chance to win. But Reid, nicknamed "Radar" for his laser-like ability to find the fairway, slipped under the radar to win. Reid, down by three shots with one hole to play, forced himself into a three-way playoff with Quigley and Pate with a long eagle putt on No. 18, then birdied the same hole during the only playoff hole for his first tournament win since 1990. The threesome had tied after 72 holes of regulation play at 8-under-par 280. Pate, who has been absent from tournament golf for more than 20 years, missed an 8-footer for birdie that would have forced a second playoff hole, and Quigley was out of it after hitting his second shot into the water on the 515-yard, par-5 hole.

Champion: Mike Reid, Orem, Utah	
Site: Laurel Valley Golf Club, Ligonier, Pa.	
Date: May 26-29	Purse: \$2,000,000
Par: 36-36-72 (7,107 yards)	
Entries: 156	Cut at 150 71 players advanced



	Course Avg.	Under Par	At Par	Over Par	Round Leader	Low Round	Mike Reid
Round 1:	75.76	21	11	123	Graham Marsh	67 - Graham Marsh	70 - T-6th
Round 2:	75.90	21	6	126	Jerry Pate	66 - Mark McNulty	140 - T-3rd
Round 3:	74.07	13	9	49	Dana Quigley	66 - Dana Quigley	210 - T-2nd
Round 4:	74.61	12	10	49	M. Reid, J. Pate, D. Quigley	68 - Des Smyth	280 - T-1st
Totals:	75.36	67	36	347			

Championship Summary

Place	Name	Score	Winnings	Place	Name	Score	Winnings	Place	Name	Score	Winnings
1	Mike Reid	70-70-70-280	\$360,000	T-51	Katsuyoshi Tomori	77-73-75-298	\$4,450	Cut	Ed Whitman	79-75-154	\$1,000
T-2	Jerry Pate	70-68-72-280	\$176,000	T-54	Andy Bean	74-76-75-300	\$4,250	Cut	Bill Spannuth	77-77-154	\$1,000
T-2	Dana Quigley	71-71-66-72-280	\$176,000	T-54	Andy North	74-76-74-300	\$4,250	Cut	Bill Longmuir	78-76-154	\$1,000
4	Morris Haeflisky	74-70-70-284	\$96,000	T-54	Don Pooley	76-74-76-74-300	\$4,250	Cut	John Bland	78-76-154	\$1,000
5	Tom Jenkins	74-70-72-71-287	\$76,000	57	Brad Bryant	76-74-75-76-301	\$4,150	Cut	Takaaki Fukuzawa	76-78-154	\$1,000
T-6	Peter Jacobsen	71-71-71-75-288	\$60,000	T-58	Gary Robison	73-75-75-79-302	\$4,075	Cut	Shuichi Sano	74-80-154	\$1,000
T-6	Mark McNulty	74-66-76-72-288	\$60,000	T-58	Motomasa Aoki	75-74-79-74-302	\$4,075	Cut	Mike Zaremba	79-75-154	\$1,000
T-6	Allen Doyle	72-73-71-72-288	\$60,000	T-60	Bobby Heins	72-77-77-77-303	\$3,975	Cut	Ed Dougherty	75-80-155	\$1,000
T-6	Des Smyth	74-76-70-68-288	\$60,000	T-60	Larry Ziegler	72-77-78-76-303	\$3,975	Cut	Gary Player	79-76-155	\$1,000
T-10	Dave Barr	69-72-71-77-289	\$44,250	T-62	Isao Aoki	74-76-80-74-304	\$3,913	Cut	Fuzzy Zoeller	74-81-155	\$1,000
T-10	R.W. Eaks	69-70-73-77-289	\$44,250	T-62	Bob Cameron	76-74-76-78-304	\$3,913	Cut	Jerry Tucker	76-79-155	\$1,000
T-10	Mark James	73-71-75-70-289	\$44,250	T-64	Dan Pohl	72-73-82-78-305	\$3,863	Cut	Walter Hall	76-79-155	\$1,000
T-10	Tom Kite	71-73-74-71-289	\$44,250	T-64	Curtis Strange	70-79-77-79-305	\$3,863	Cut	Dale Douglass	79-77-156	\$1,000
T-14	Raymond Floyd	70-72-71-77-290	\$32,000	T-66	Bob Charles	80-70-82-74-306	\$3,813	Cut	Dick Mast	77-79-156	\$1,000
T-14	Graham Marsh	68-74-74-74-290	\$32,000	T-66	Ron Streck	77-71-77-81-306	\$3,813	Cut	Dick McClean	76-80-156	\$1,000
T-14	Hajime Meshiai	70-71-77-72-290	\$32,000	68	Bob Lenzion	75-74-77-81-307	\$3,775	Cut	J.C. Snead	77-79-156	\$1,000
T-14	Bruce Summerhays	77-70-71-72-290	\$32,000	69	Norm Jarvis	72-78-80-78-308	\$3,750	Cut	Buddy Harston	76-80-156	\$1,000
T-14	Luis Carbonetti	71-73-72-74-290	\$32,000	70	Pete Oakley	77-73-82-87-309	\$3,725	Cut	James Blair	78-79-157	\$1,000
T-19	Bruce Lietzke	77-72-71-71-291	\$23,000	71	Joe Inman	76-74-75-88-313	\$3,700	Cut	Mike Ferguson	81-76-157	\$1,000
T-19	Lionnie Nielsen	76-73-73-69-291	\$23,000	Cut	Perry Arthur	70-81-151	\$1,000	Cut	Gary Hardin	80-77-157	\$1,000
T-19	Tom Purtzer	77-67-76-71-291	\$23,000	Cut	Jay Haas	75-76-151	\$1,000	Cut	Mark Hayes	79-78-157	\$1,000
T-19	Jim Thorpe	73-74-72-72-291	\$23,000	Cut	Leonard Thompson	73-78-151	\$1,000	Cut	Vance Heafner	81-76-157	\$1,000
T-23	Jim Colbert	73-75-73-71-292	\$16,500	Cut	Tom Wargo	74-77-151	\$1,000	Cut	Reed Hughes	77-80-157	\$1,000
T-23	Rodger Davis	80-67-72-73-292	\$16,500	Cut	David Good	77-74-151	\$1,000	Cut	Bob Leaver	78-79-157	\$1,000
T-23	Gil Morgan	71-75-73-73-292	\$16,500	Cut	John Harris	76-75-151	\$1,000	Cut	Bob Mann	79-78-157	\$1,000
T-23	Larry Neilson	72-71-73-76-292	\$16,500	Cut	Hugh Baiocchi	78-73-151	\$1,000	Cut	Terry Florence	74-83-157	\$1,000
T-27	Tommy Nakajima	73-73-71-76-293	\$13,250	Cut	Denis O'Sullivan	73-78-151	\$1,000	Cut	Terry Mauney	76-82-158	\$1,000
T-27	Don Reese	71-76-72-74-293	\$13,250	Cut	Jim Dent	77-75-152	\$1,000	Cut	Jerry McGee	80-78-158	\$1,000
T-27	Tom Watson	71-74-72-76-293	\$13,250	Cut	John Fought	74-78-152	\$1,000	Cut	Bill Schumaker	80-78-158	\$1,000
T-27	John Chillas	71-75-73-74-293	\$13,250	Cut	Mike McCullough	77-75-152	\$1,000	Cut	Mike Smith	78-80-158	\$1,000
T-31	Ben Crenshaw	75-70-73-76-294	\$11,000	Cut	Mick Soli	74-78-152	\$1,000	Cut	Roy Vucinich	82-76-158	\$1,000
T-31	Bruce Fleisher	71-74-75-74-294	\$11,000	Cut	Kim Thompson	77-75-152	\$1,000	Cut	Jay Sigel	79-79-158	\$1,000
T-31	Darrell Kestner	75-74-71-74-294	\$11,000	Cut	Larry Mackin	72-80-152	\$1,000	Cut	Gibby Gilbert	80-79-159	\$1,000
T-31	Tom McKnight	69-72-75-78-294	\$11,000	Cut	Carl Mason	75-77-152	\$1,000	Cut	DeWitt Weaver	78-81-159	\$1,000
T-31	D.A. Weirberg	75-72-75-72-294	\$11,000	Cut	David J. Russell	81-71-152	\$1,000	Cut	Walter Zembriski	80-79-159	\$1,000
T-36	Keith Fergus	73-74-75-73-295	\$8,825	Cut	Eamonn Darcy	77-73-150	\$1,000	Cut	Toyotake Nakao	78-81-159	\$1,000
T-36	Mark Lye	74-74-74-73-295	\$8,825	Cut	Bob Gilder	70-83-153	\$1,000	Cut	Wayne Pyrtle	79-80-159	\$1,000
T-36	Mark McCumber	73-75-73-74-295	\$8,825	Cut	Paul Parajekas	77-76-153	\$1,000	Cut	Will Frantz	74-86-160	\$1,000
T-36	James Mason	72-78-71-74-295	\$8,825	Cut	Jimmy Powell	78-75-153	\$1,000	Cut	Rick Rhoden	81-79-160	\$1,000
T-40	Bob Ford	74-74-74-74-296	\$7,050	Cut	Wheeler Stewart	75-78-153	\$1,000	Cut	Jim White	82-79-161	\$1,000
T-40	Wayne Levi	74-73-73-76-296	\$7,050	Cut	David Thore	76-77-153	\$1,000	Cut	Bob Ralston	81-81-162	\$1,000
T-40	Mike Sullivan	76-72-76-72-296	\$7,050	Cut	Howard Twitty	79-74-153	\$1,000	Cut	Paul Hahn	86-76-162	\$1,000
T-40	Butch Sheehan	75-71-73-77-296	\$7,050	Cut	John Ross	74-79-153	\$1,000	Cut	Daniel Nishimoto	87-76-163	\$1,000
T-40	Jim Ahern	72-78-74-72-296	\$7,050	Cut	John Jacobs	78-75-153	\$1,000	Cut	Tommy Aaron	81-83-164	\$1,000
T-40	Mark Johnson	72-77-72-75-296	\$7,050	Cut	Tom Anderson	74-79-153	\$1,000	Cut	Jay Friedman	87-80-167	\$1,000
T-46	Dave Eichelberger	75-74-76-72-297	\$5,400	Cut	John Aubrey	74-79-153	\$1,000	Cut	Arnold Palmer	82-86-168	\$1,000
T-46	Hale Irwin	69-75-76-77-297	\$5,400	Cut	Jim Albus	77-77-154	\$1,000	Cut	Chuck Westergard	83-85-168	\$1,000
T-46	Mike San Filippo	74-71-74-78-297	\$5,400	Cut	Scott Bess	77-77-154	\$1,000	Cut	Brad Schmierer	85-83-168	\$1,000
T-46	Vicente Fernandez	72-75-74-76-297	\$5,400	Cut	John Calabria	78-76-154	\$1,000	WD	Jack Fleck	89-89	
T-46	Tom Herzan	75-71-75-76-297	\$5,400	Cut	Jose Maria Canizares	79-75-154	\$1,000	WD	Craig Stadler	75-75	
T-51	Dave Stockton	76-74-77-71-298	\$4,450	Cut	John Mahaffey	77-77-154	\$1,000	WD	Rocky Thompson		
T-51	Chuck Milne	74-75-74-75-298	\$4,450	Cut	Bobby Wadkins	74-80-154	\$1,000				

2004 Hale Irwin stroked a memorable 40-foot lag putt up a steep crest in the 18th green at Valhalla Golf Club, then tapped in a one-foot birdie putt and closed another chapter for one of golf's most amazing performers.

Champion: Hale Irwin, Paradise Valley, Ariz.		
Site:	Valhalla Golf Club, Louisville, Ky.	
Date:	May 27-31	Purse: \$2,000,000
Par:	35-36-71 (6,990 yards)	
Entries:	156	Cut at 149 75 players advanced



Irwin, who celebrated his 59th birthday three days later, earned his fourth Senior PGA Championship and seventh senior major, after a marathon week of weather delays, nearby tornadoes and more than seven inches of rain saturating the course. Irwin overcame three back-nine bogeys by sinking a clutch 12-foot birdie on the 13th hole, making a "gut check" six-foot par putt at the par-4 15th and finishing with his birdie at the 18th. He posted an even-par 71, for a 72-hole total of 8-under-par 276. Champions Tour rookie Jay Haas, who pushed a six-foot birdie putt on the 18th to lose by one stroke, closed with a 70. Craig Stadler, who pitched in for eagle on the 18th for a 69, was third at 279, and Tom Watson, England's Mark James and Canada's Dave Barr shared fourth at 282.

The Monday finish was the third in Senior PGA Championship history, following Doug Tewell's victory in an abbreviated 54-hole Championship in 2000, and the late Fred Haas Jr., who won in 1966, after the first round was postponed.

	Course Avg.	Under Par	At Par	Over Par	Round Leader	Low Round	Hale Irwin
Round 1:	75.38	20	5	129	Hale Irwin, Jay Haas	67 - Hale Irwin, Jay Haas	67 - T-1st
					T. Watson, G. Morgan	Tom Watson, Gil Morgan	
Round 2:	74.59	21	13	111	Hale Irwin	67 - John Harris	136 - (69) 1st
Round 3:	73.03	20	6	49	Hale Irwin	67 - D.A. Weibring	205 - (69) 1st
Round 4:	74.83	4	8	59	Hale Irwin	69 - Craig Stadler, Mark James	276 - (71) 1st
Totals:	74.64	65	32	348			

Championship Summary

Place	Name	Score	Winnings	Place	Name	Score	Winnings	Place	Name	Score	Winnings
1	Hale Irwin	67-69-69-71-276	\$360,000	51	Rafael Navarro	75-72-77-73-297	\$4,413	Cut	Bruce Fleisher	79-75-154	\$1,000
2	Jay Haas	67-71-69-70-277	\$216,000	55	John Schroeder	74-75-70-79-298	\$4,225	Cut	John Mahaffey	78-76-154	\$1,000
3	Craig Stadler	69-71-70-69-279	\$136,000	55	Bill Longmuir	77-72-76-73-298	\$4,225	Cut	Gary Player	80-74-154	\$1,000
4	Dave Barr	69-70-69-74-282	\$79,333	57	Bob Charles	73-72-75-79-299	\$4,050	Cut	Bill Schumaker	75-79-154	\$1,000
4	Mark James	69-71-73-69-282	\$79,333	57	Larry Nelson	75-72-73-79-299	\$4,050	Cut	Stewart Ginn	78-76-154	\$1,000
4	Tom Watson	67-72-70-73-282	\$79,333	57	John Aubrey	75-74-73-77-299	\$4,050	Cut	Takashi Miyoshi	76-78-154	\$1,000
7	Mark McNulty	70-71-71-71-283	\$60,000	57	Des Smyth	70-76-80-73-299	\$4,050	Cut	Dick Mast	81-74-155	\$1,000
7	Gil Morgan	67-71-74-71-283	\$60,000	57	Hugh Baiocchi	72-75-75-79-301	\$3,888	Cut	Gary Sowinski	78-77-155	\$1,000
9	John Harris	70-67-71-76-284	\$54,000	62	Bobby Lincoln	74-74-74-78-300	\$3,925	Cut	Jet Ozaki	78-77-155	\$1,000
10	Raymond Floyd	73-72-69-71-285	\$46,000	63	Fred Gibson	74-74-75-78-301	\$3,888	Cut	Tom Joyce	80-75-155	\$1,000
10	Wayne Levi	69-68-76-72-285	\$46,000	63	Bob Boyle	72-75-75-79-301	\$3,888	Cut	David Good	78-77-155	\$1,000
10	Jerry Pate	73-72-68-72-285	\$46,000	65	David Graham	73-74-79-76-302	\$3,825	Cut	Katsunari Takahashi	79-76-155	\$1,000
13	Andy Bean	74-70-68-74-286	\$35,250	65	Jeff Thomsen	71-75-74-82-302	\$3,825	Cut	John Chillas	75-80-155	\$1,000
13	R.W. Eaks	71-71-73-71-286	\$35,250	65	John Jacobs	74-73-79-76-302	\$3,825	Cut	Tom Herzan	78-77-155	\$1,000
13	Tom Jenkins	70-70-73-73-286	\$35,250	68	Scott Bess	76-71-74-82-303	\$3,775	Cut	Bob Duval	80-76-156	\$1,000
13	Allen Doyle	72-71-71-72-286	\$35,250	69	Jim Albus	75-74-78-78-305	\$3,750	Cut	Dick McClean	77-79-156	\$1,000
17	D.A. Weibring	69-75-67-76-287	\$29,000	70	Mike Smith	73-76-79-78-306	\$3,725	Cut	Bill Rogers	74-82-156	\$1,000
17	Jim White	75-72-69-71-287	\$29,000	71	Gavan Levenson	70-79-79-80-308	\$3,700	Cut	Jim Fellner	78-78-156	\$1,000
19	Dave Eichelberger	71-70-75-72-288	\$25,000	Cut	T.M. Chen	72-78-150	\$1,000	Cut	Don Brigham	79-77-156	\$1,000
19	Vicente Fernandez	74-69-68-77-288	\$25,000	Cut	Jim Dent	78-72-150	\$1,000	Cut	Doug LaCrosse	77-79-156	\$1,000
21	Keith Fergus	73-70-72-74-289	\$19,250	Cut	Terry Gale	75-75-150	\$1,000	Cut	Roger Kennedy	78-79-157	\$1,000
21	Tom Kite	76-71-70-72-289	\$19,250	Cut	Mark Hayes	75-75-150	\$1,000	Cut	Sammy Rachels	80-77-157	\$1,000
21	Mark McCumber	71-70-75-73-289	\$19,250	Cut	Bobby Heins	76-74-150	\$1,000	Cut	Jon Fiedler	80-78-158	\$1,000
21	Roy Vucinic	74-70-70-75-289	\$19,250	Cut	Darrell Kestner	74-76-150	\$1,000	Cut	Bob Giusti	75-83-158	\$1,000
25	Doug Tewell	70-74-71-75-290	\$15,500	Cut	Jerry McGee	73-77-150	\$1,000	Cut	George Newbeck	80-78-158	\$1,000
25	Bobby Wadkins	72-70-73-75-290	\$15,500	Cut	Dana Quigley	78-72-150	\$1,000	Cut	Rocky Thompson	78-81-159	\$1,000
27	Isao Aoki	74-75-71-71-291	\$13,250	Cut	Howard Twitty	74-76-150	\$1,000	Cut	Jim Holtgrieve	79-80-159	\$1,000
27	Joe Inman	73-73-72-73-291	\$13,250	Cut	Tom Wargo	78-72-150	\$1,000	Cut	Buddy Harston	81-78-159	\$1,000
27	Fuzzy Zoeller	73-69-69-80-291	\$13,250	Cut	Dave Stockton	76-75-151	\$1,000	Cut	Pat O'Brien	79-80-159	\$1,000
27	Jay Sigel	69-76-73-73-291	\$13,250	Cut	Tom Strueber	70-81-151	\$1,000	Cut	Bob Dickson	83-80-163	\$1,000
31	Ed Fiori	70-74-72-76-292	\$10,500	Cut	Bob Bilbo	75-76-151	\$1,000	Cut	Walter Morgan	82-81-163	\$1,000
31	Hajime Meshiai	72-74-70-76-292	\$10,500	Cut	Jim Ahern	74-77-151	\$1,000	Cut	Jerry Tucker	78-86-164	\$1,000
31	Lonnie Nielsen	71-70-72-76-292	\$10,500	Cut	Bob Cameron	75-76-151	\$1,000	Cut	Bobby Nichols	81-84-165	\$1,000
31	Mike San Filippo	76-70-73-73-292	\$10,500	Cut	Gary Baker	79-73-152	\$1,000	Cut	Roy Christensen	83-83-166	\$1,000
31	Bobby Walzel	70-71-75-76-292	\$10,500	Cut	Bob Gilder	78-74-152	\$1,000	Cut	Lee Elder	96-93-189	\$1,000
31	Bruce Summerhays	77-71-72-72-292	\$10,500	Cut	Bruce Lietzke	75-77-152	\$1,000	WD	Bob Murphy		
31	Walter Hall	71-69-72-80-292	\$10,500	Cut	Paul Parajekas	81-71-152	\$1,000	WD	Doug Sanders		
38	Morris Hatafsky	75-73-74-71-293	\$8,200	Cut	Jim Thorpe	75-77-152	\$1,000	WD	Will Frantz	73-73	
38	Graham Marsh	72-70-74-77-293	\$8,200	Cut	Jerry Wisz	74-78-152	\$1,000	WD	Hubert Green	74-74	
38	Sam Torrance	76-71-72-74-293	\$8,200	Cut	Pete Oakley	73-79-152	\$1,000	WD	Andy North	82-82	
41	Eamonn Darcy	73-74-69-78-294	\$7,500	Cut	Yoshitaka Yamamoto	74-78-152	\$1,000	WD	Jack Fleck	85-85	
42	Gary Koch	72-72-74-77-295	\$6,600	Cut	Terry Dill	77-76-153	\$1,000	WD	Arnold Palmer	86-86	
42	Jay Overton	72-72-76-75-295	\$6,600	Cut	Gibby Gilbert	78-75-153	\$1,000	WD	John Brott	87-87	
42	Manuel Pinero	76-73-71-75-295	\$6,600	Cut	Mark Lye	76-77-153	\$1,000	WD	Mike McCullough	69-75-74-218	\$1,000
42	Jack Spradlin	74-72-79-70-295	\$6,600	Cut	Steven Veriato	79-74-153	\$1,000	WD	Jack Nicklaus	75-70-76-221	\$1,000
42	John Bland	75-73-75-72-295	\$6,600	Cut	James Mason	77-76-153	\$1,000	WD	Ben Crenshaw	74-73-75-222	\$1,000
47	Rodger Davis	72-73-70-81-296	\$5,250	Cut	Carl Mason	77-76-153	\$1,000	WD	David Oakley	75-74-74-223	\$1,000
47	Danny Edwards	75-74-74-73-296	\$5,250	Cut	David J. Russell	84-69-153	\$1,000	DQ	Terry Florence	76-76	
47	David Eger	78-68-70-80-296	\$5,250	Cut	Guillermo Encina	77-76-153	\$1,000	DQ	Tommy Aaron	79-79	
47	Bob Fod	74-73-76-73-296	\$5,250	Cut	Michael Harrigan	79-74-153	\$1,000	DQ	J.C. Snead	82-82	
51	Jose Maria Canizares	74-75-76-72-297	\$4,413	Cut	Rick Rhoden	77-76-153	\$1,000				
51	Bob Ralston	75-72-70-80-297	\$4,413	Cut	Jim Colbert	76-78-154	\$1,000				
51	Leonard Thompson	74-70-78-75-297	\$4,413	Cut	Dale Douglass	78-76-154	\$1,000				

2003 John Jacobs wrote a special chapter in the oldest and most prestigious event in senior golf on a soggy, challenging 6,928-yard Donald Ross masterpiece layout some 45 minutes east of Philadelphia. The 144-player field featured perhaps the strongest and deepest senior field with 22 players who had combined for 73 major championships, and 30 international players representing 12 countries. For much of the first 54 holes, it was anyone's race to the finish.

Jacobs completed a rain-delayed 13 holes of his third round Sunday morning for a 71, standing two strokes behind Ireland's Des Smyth. Jacobs then gritted his teeth around another cigar and finished with a 2-under-par 68, for a winning 72-hole total of 4-under-par 276. It was good for a two-stroke margin over Bobby Wadkins, who finished second a year ago. Bruce Lietzke and defending Champion Fuzzy Zoeller tied for third at 279, while Smyth, who finished with a 74, and 2000 Champion Doug Tewell, with a 69, shared fifth at 280.

At age 58, Jacobs became the oldest player to win the Senior PGA Championship since 1976, when Pete Cooper cradled the Alfred S. Bourne Trophy at age 61. He also is the oldest winner on the Champions Tour since its origin in 1980. More important to Jacobs, other than a \$360,000 first-place check, was the fact he became the first from his family to win a major championship on any Tour.

Champion: John Jacobs, Scottsdale, Ariz.
Site: Aronimink Golf Club, Newtown Square, Pa.
Date: June 5-8 Purse: \$2,000,000
Par: 35-35—70 (6,928 yards)
Entries: 144 Cut at: 147 71 players advanced



	Course Avg.	Under Par	At Par	Over Par	Round Leader	Low Round	John Jacobs
Round 1:	74.256	10	8	125	Jacobs, San Filippo, Bobby Wadkins	68 - John Jacobs, Mike San Filippo, Bobby Wadkins	68 - T-1st
Round 2:	73.492	17	12	114	A. Doyle, G. Morgan	66 - Seiji Ebihara, Gil Morgan	137 - (69) 3rd
Round 3:	73.788	5	6	60	D. Smyth	65 - Des Smyth	208 - (71) T-2
Round 4:	72.183	13	10	48	J. Jacobs	65 - Hale Irwin	276 - (68) 1st
Totals:	73.580	45	36	424			

Championship Summary

Place	Name	Score	Winnings	Place	Name	Score	Winnings	Place	Name	Score	Winnings
1	John Jacobs	68-69-71-68-276	\$360,000	T-48	D.A. Weibring	74-69-77-72-292	\$5,250	Cut	Jack Nicklaus	75-75-150	\$1,000
2	Bobby Wadkins	68-72-68-70-278	\$216,000	T-50	Mark Hayes	73-69-78-73-293	\$4,600	Cut	Manuel Pinero	76-74-150	\$1,000
T-3	Bruce Lietzke	75-67-70-67-279	\$116,000	T-50	Andy North	74-72-71-76-293	\$4,600	Cut	Don Pooley	74-76-150	\$1,000
T-3	Fuzzy Zoeller	69-70-70-70-279	\$116,000	T-50	Leonard Thompson	73-71-77-72-293	\$4,600	Cut	Kazunari Takahashi	74-76-150	\$1,000
T-5	Doug Tewell	69-73-69-69-280	\$71,000	T-53	Dave Graham	73-74-71-76-294	\$4,275	Cut	Glen Stubblefield	77-73-150	\$1,000
T-5	Des Smyth	71-70-65-74-280	\$71,000	T-53	Dave Stockton	76-67-76-75-294	\$4,275	Cut	Jim Ahern	77-73-150	\$1,000
T-7	Gil Morgan	70-66-73-72-281	\$58,000	T-53	Lanny Wadkins	72-75-75-72-294	\$4,275	Cut	Rodger Davis	76-75-151	\$1,000
T-7	Allen Doyle	69-67-73-72-281	\$58,000	T-53	Denis Durnian	71-72-76-75-294	\$4,275	Cut	Roger Maltbie	76-75-151	\$1,000
T-7	Vicente Fernandez	69-71-72-69-281	\$58,000	T-57	Dave Barr	70-71-80-74-295	\$4,100	Cut	Jerry McGee	73-78-151	\$1,000
T-10	Bruce Fleisher	71-71-74-66-282	\$42,600	T-57	Dave Eichelberger	73-73-78-71-295	\$4,100	Cut	Bob Moreland	77-74-151	\$1,000
T-10	Bob Gilder	77-67-70-68-282	\$42,600	T-57	Wally Young	72-71-72-80-295	\$4,100	Cut	Tom Storey	74-77-151	\$1,000
T-10	Tom Kite	70-68-74-70-282	\$42,600	T-60	Jim Thorpe	71-76-73-76-296	\$3,975	Cut	Ken Allard	76-75-151	\$1,000
T-10	Mark McCumber	71-71-72-68-282	\$42,600	T-60	Takaaki Fukuzawa	72-75-74-75-296	\$3,975	Cut	Buddy Harston	76-75-151	\$1,000
T-10	Larry Nelson	69-74-69-70-282	\$42,600	62	Jim Colbert	72-72-77-76-297	\$3,925	Cut	Brian Lowe	75-76-151	\$1,000
T-15	Craig Stadler	70-69-75-69-283	\$33,000	T-63	Bob Murphy	74-72-73-79-298	\$3,875	Cut	Hubert Green	77-75-152	\$1,000
T-15	John Irwin	73-73-72-65-283	\$33,000	T-63	Christy O'Connor	74-71-76-77-298	\$3,875	Cut	Joe Inman	77-75-152	\$1,000
T-17	David Eger	74-70-70-70-284	\$24,000	T-63	Bob Ralston	75-70-80-73-298	\$3,875	Cut	Jay Overton	78-74-152	\$1,000
T-17	Ray Floyd	71-72-70-71-284	\$24,000	66	Bobby Heins	73-73-78-75-299	\$3,825	Cut	Noel Ratcliffe	76-76-152	\$1,000
T-17	Wayne Levi	70-69-73-72-284	\$24,000	T-67	Tommy Aaron	72-70-79-79-300	\$3,775	Cut	Charlie Epps	78-75-153	\$1,000
T-17	Dick Mast	73-68-70-73-284	\$24,000	T-67	Terry Gale	79-68-73-80-300	\$3,775	Cut	Mike Smith	78-75-153	\$1,000
T-17	Dana Quigley	71-70-75-68-284	\$24,000	T-67	John Morgan	70-76-75-79-300	\$3,775	Cut	John Traub	79-74-153	\$1,000
T-17	Tom Watson	71-73-73-67-284	\$24,000	T-70	Tommy Price	73-72-82-75-302	\$3,713	Cut	Don Maddox	75-78-153	\$1,000
T-17	Jay Sigel	73-68-72-71-284	\$24,000	T-70	Roy Vucinic	72-73-79-78-302	\$3,713	Cut	Yukio Noguchi	82-71-153	\$1,000
T-24	Seiji Ebihara	72-66-75-72-285	\$16,500	Cut	Bob Charles	78-70-148	\$1,000	Cut	John Calabria	76-78-154	\$1,000
T-24	John Harris	69-74-69-73-285	\$16,500	Cut	Charles Coody	73-75-148	\$1,000	Cut	Steven Veriato	77-77-154	\$1,000
T-26	Jose Maria Canizares	71-68-73-74-286	\$14,500	Cut	Terry Dill	74-74-148	\$1,000	Cut	Larry Ziegler	74-80-154	\$1,000
T-26	Bill Rogers	72-71-74-69-286	\$14,500	Cut	Joe Huber	73-75-148	\$1,000	Cut	Jerry Tucker	77-77-154	\$1,000
T-28	Morris Hatalasky	69-71-75-72-287	\$12,750	Cut	Gary Koch	75-73-148	\$1,000	Cut	Randy Erskine	78-77-155	\$1,000
T-28	John Bland	72-71-72-72-287	\$12,750	Cut	John Mahaffey	74-74-148	\$1,000	Cut	John Gentile	77-78-155	\$1,000
T-28	Stewart Ginn	71-74-71-71-287	\$12,750	Cut	Bill Schumaker	75-73-148	\$1,000	Cut	Jim Masserio	79-76-155	\$1,000
T-28	John Chillias	71-70-75-71-287	\$12,750	Cut	Gary Sowinski	76-72-148	\$1,000	Cut	Gary Player	78-77-155	\$1,000
T-32	Andy Bean	70-73-74-71-288	\$11,250	Cut	Pete Oakley	78-70-148	\$1,000	Cut	Mike Carney	79-76-155	\$1,000
T-32	Tom Jenkins	71-71-77-69-288	\$11,250	Cut	Walter Hall	74-74-148	\$1,000	Cut	Ben Crenshaw	77-79-156	\$1,000
T-34	Jim Dent	76-70-73-70-289	\$9,300	Cut	Isao Aoki	75-74-149	\$1,000	Cut	Howard Twitty	76-80-156	\$1,000
T-34	Ted Goin	71-73-74-71-289	\$9,300	Cut	Ed Fiori	77-72-149	\$1,000	Cut	Dan Fabian	73-83-156	\$1,000
T-34	Mike McCullough	71-72-76-70-289	\$9,300	Cut	Billy Kratzert	74-75-149	\$1,000	Cut	Noboru Sugai	77-79-156	\$1,000
T-34	Mike San Filippo	68-70-78-73-289	\$9,300	Cut	Paul Parajackas	77-72-149	\$1,000	Cut	Terry Florence	81-76-157	\$1,000
T-34	John Schroeder	73-72-72-72-289	\$9,300	Cut	J.C. Sneed	73-76-149	\$1,000	Cut	Richard H. Lee	79-78-157	\$1,000
T-34	Tom Wargo	75-70-74-70-289	\$9,300	Cut	Jim White	73-76-149	\$1,000	Cut	Tommy Jacobs	79-79-158	\$1,000
T-40	Ed Dougherty	70-76-73-71-290	\$7,350	Cut	Bruce Summerhays	74-75-149	\$1,000	Cut	Teruo Nakamura	78-80-158	\$1,000
T-40	Gary McCord	73-73-71-73-290	\$7,350	Cut	Jim Holtgrieve	71-78-149	\$1,000	Cut	Mike Kallam	78-81-159	\$1,000
T-40	Eamonn Darcy	76-69-73-72-290	\$7,350	Cut	James Mason	71-78-149	\$1,000	Cut	Arnold Palmer	79-80-159	\$1,000
T-40	Pat McDonald	73-72-74-71-290	\$7,350	Cut	Steve Stull	77-72-149	\$1,000	Cut	Dale Tallon	78-81-159	\$1,000
T-44	Danny Edwards	72-73-76-70-291	\$6,150	Cut	Greg Harmon	73-76-149	\$1,000	Cut	Bobby Nichols	82-78-160	\$1,000
T-44	Ed Sabo	76-68-73-74-291	\$6,150	Cut	Jim Albus	77-73-150	\$1,000	Cut	Doug Sanders	78-82-160	\$1,000
T-44	Hugh Baiocchi	73-71-72-75-291	\$6,150	Cut	Dale Douglass	78-72-150	\$1,000	Cut	Benny Passons	80-82-162	\$1,000
T-44	Delroy Cambridge	71-72-78-70-291	\$6,150	Cut	Hale Irwin	79-71-150	\$1,000	Cut	Jack Fleck	86-86-172	\$1,000
T-48	Bobby Walzel	74-69-77-72-292	\$5,250	Cut	Graham Marsh	75-75-150	\$1,000				

2002 Fuzzy Zoeller executed several daring escapes for par coming down the stretch to win the Senior PGA Championship at Firestone Country Club, his first victory since joining the Senior PGA Tour (now Champions Tour) earlier in the year. It also was Zoeller's first victory in exactly 15 years, 10 months and 27 days.

Zoeller's closing 2-under-par 68 gave him a winning total of 2-under 278, two strokes better than third-round leader Bobby Wadkins and three-time Senior PGA Champion Hale Irwin.

He collected \$360,000 — his largest check in 27 years as a professional — and became the 20th player to win the Senior PGA Championship in his first attempt.

The victory was Zoeller's first in any tournament since winning the 1986 Anheuser-Busch Classic on the PGA Tour.

At the par-4 13th, holding on to a one-shot lead over Wadkins, Zoeller drove into the shin-high rough lining the narrow fairways at Firestone Country Club. He was able to advance the ball to equally heavy rough closer to the green, then hit a wedge to 10 feet and made the par putt to retain the lead. Zoeller said the turning point of the round was the putt at 13.

Irwin, winner of the 1996, 1997 and 1998 Senior PGA Championships, posted a final-round 68 and shared runner-up honors with Wadkins at even-par 280

Champion: Fuzzy Zoeller, New Albany, Ind.		
Site: Firestone Country Club, Akron, Ohio		
Date: June 6-9	Purse: \$2,000,000	
Par: 35-35—70 (6,927 yards)		
Entries: 144	Cut at: 149	79 players advanced



	Course Avg.	Under Par	At Par	Over Par	Round Leader	Low Round	Fuzzy Zoeller
Round 1:	75.26	7	11	126	T. Kite, M. Smith, T. Goin	68 - Tom Kite, Mike Smith, Ted Goin	69 - T-4th
Round 2:	74.25	13	14	113	W. Levi, K. Allard	67 - Ben Crenshaw	140 - (71) T-5th
Round 3:	73.46	5	5	69	B. Wadkins, B. Eastwood	68 - Roy Vucnich	210 - (70) T-2nd
Round 4:	73.25	8	3	68	Fuzzy Zoeller	65 - Seiji Ebihara	278 - (68) 1st
Totals:	74.26	31	33	376			

Championship Summary

Place	Name	Score	Winnings	Place	Name	Score	Winnings	Place	Name	Score	Winnings
1	Fuzzy Zoeller	69-71-70-68-278	\$360,000	T-45	Bruce Summerhays	71-76-73-73-293	\$5,550	Cut	Chi Chi Rodriguez	80-72-152	\$1,000
T-2	Hale Irwin	71-70-71-68-280	\$176,000	T-51	Dave Barr	72-73-73-76-294	\$4,350	Cut	Jim Sheerin	74-78-152	\$1,000
T-2	Bobby Wadkins	70-70-69-71-280	\$176,000	T-51	John Bland	73-75-77-69-294	\$4,350	Cut	Peter Townsend	74-78-152	\$1,000
T-4	Jim Thorpe	69-71-72-69-281	\$86,000	T-51	Danny Edwards	73-75-74-72-294	\$4,350	Cut	John Gentile	77-76-153	\$1,000
T-4	Roy Vucnich	70-72-68-71-281	\$86,000	T-51	Dick Mast	73-73-73-75-294	\$4,350	Cut	Yasuzo Hagiwara	78-75-153	\$1,000
T-6	Bruce Fleisher	70-72-71-70-283	\$60,000	T-51	Noel Ratcliffe	74-70-71-79-294	\$4,350	Cut	John Mahaffey	74-79-153	\$1,000
T-6	Wayne Levi	69-68-75-71-283	\$60,000	T-51	Katsunari Takahashi	72-75-72-75-294	\$4,350	Cut	Steven Moreland	74-79-153	\$1,000
T-6	Gil Morgan	76-70-69-68-283	\$60,000	T-57	Joe Inman	71-74-77-73-295	\$4,100	Cut	John Traub	80-73-153	\$1,000
T-6	Larry Nelson	70-68-72-73-283	\$60,000	T-57	John Morgan	73-73-76-73-295	\$4,100	Cut	Dale Douglass	77-77-154	\$1,000
T-10	Bob Gilder	71-69-72-73-285	\$42,600	T-57	Jay Sigel	79-70-73-73-295	\$4,100	Cut	Walter Morgan	74-80-154	\$1,000
T-10	Walter Hall	70-68-73-74-285	\$42,600	T-60	Ted Goin	68-76-79-73-296	\$3,944	Cut	Shuichi Sano	80-74-154	\$1,000
T-10	Morris Hatafsky	72-72-74-67-285	\$42,600	T-60	Ian Stanley	74-73-76-73-296	\$3,944	Cut	Doug Johnson	79-76-155	\$1,000
T-10	Jay Overton	70-70-71-74-285	\$42,600	T-60	Noboru Sugai	73-76-73-74-296	\$3,944	Cut	David Oakley	77-78-155	\$1,000
T-10	Dana Quigley	72-71-70-72-285	\$42,600	T-60	Steven Veriato	75-72-75-74-296	\$3,944	Cut	Steve Stull	79-76-155	\$1,000
T-15	Allen Doyle	71-71-72-72-286	\$32,000	T-64	Ken Allard	75-67-77-78-297	\$3,825	Cut	David Good	79-77-156	\$1,000
T-15	Ray Floyd	71-70-72-73-286	\$32,000	T-64	Denis Durnian	75-72-75-75-297	\$3,825	Cut	Michael Harrigan	78-78-156	\$1,000
T-15	Tom Kite	68-73-72-73-286	\$32,000	T-64	John Jacobs	73-72-75-77-297	\$3,825	Cut	Bob Hauer	79-77-156	\$1,000
T-18	Jim Ahern	70-76-70-72-288	\$20,667	T-64	Mark McCumber	77-71-75-74-297	\$3,825	Cut	Benny Passons	78-78-156	\$1,000
T-18	Jose Maria Canizares	72-72-72-72-288	\$20,667	T-69	Jerry Tucker	70-75-77-75-297	\$3,825	Cut	Bob Ralston	76-80-156	\$1,000
T-18	Bob Charles	73-71-72-72-288	\$20,667	T-69	John Aubrey	75-71-77-75-298	\$3,725	Cut	Guillermo Encina	79-78-157	\$1,000
T-18	Seiji Ebihara	73-75-75-65-288	\$20,667	T-69	Delroy Cambridge	77-68-74-79-298	\$3,725	Cut	David Graham	81-76-157	\$1,000
T-18	Doug Tewell	70-73-73-72-288	\$20,667	T-69	Stewart Ginn	72-69-77-80-298	\$3,725	Cut	Hugh Baiocchi	78-80-158	\$1,000
T-18	Tom Watson	69-76-72-71-288	\$20,667	T-72	Jim Dent	73-76-77-73-299	\$3,663	Cut	Bob Campbell	83-75-158	\$1,000
T-18	Dan O'Neill	71-70-72-75-288	\$20,667	T-72	Andy North	75-74-76-74-299	\$3,663	Cut	Dick McClean	79-79-158	\$1,000
T-18	Don Pooley	74-70-69-75-288	\$20,667	T-74	Scott Bess	76-71-77-76-300	\$3,613	Cut	Gibby Gilbert	79-80-159	\$1,000
T-18	John Schroeder	71-70-71-76-288	\$20,667	T-74	Michael Zinni	79-70-76-75-300	\$3,613	Cut	Bobby Nichols	81-78-159	\$1,000
T-27	Jim Colbert	75-69-72-73-289	\$13,000	76	Tommy Horton	78-70-79-74-301	\$3,575	Cut	Simon Owen	80-79-159	\$1,000
T-27	Ben Crenshaw	78-67-72-72-289	\$13,000	77	Brian Lowe	70-77-79-76-302	\$3,550	Cut	Arnold Palmer	78-81-159	\$1,000
T-27	Bob Eastwood	77-72-68-72-289	\$13,000	78	Bill Schumaker	74-75-79-77-305	\$3,525	Cut	Sam Adams	85-75-160	\$1,000
T-27	J.C. Snead	73-70-75-71-289	\$13,000	79	Drue Johnson	75-72-79-82-308	\$3,500	Cut	John Brott	82-78-160	\$1,000
T-27	Lanny Wadkins	72-74-71-72-289	\$13,000	Cut	Jim Albus	75-75-150	\$1,000	Cut	Fred Gibson	78-82-160	\$1,000
T-32	Rodger Davis	74-72-71-73-290	\$10,750	Cut	Brent Buckman	72-78-150	\$1,000	Cut	Bob E. Smith	79-81-160	\$1,000
T-32	Ed Dougherty	74-74-73-69-290	\$10,750	Cut	Frank Conner	76-74-150	\$1,000	Cut	Jerry Bruner	79-82-161	\$1,000
T-32	Gary McCord	78-70-70-72-290	\$10,750	Cut	Vicente Fernandez	71-79-150	\$1,000	Cut	Paul Ryziv	81-80-161	\$1,000
T-32	Pete Oakley	73-71-73-73-290	\$10,750	Cut	Tony Jacklin	77-73-150	\$1,000	Cut	Tommy Aaron	85-79-164	\$1,000
T-36	Tom Jenkins	76-68-76-71-291	\$8,620	Cut	Jim Masserio	78-72-150	\$1,000	Cut	Steve Groves	79-85-164	\$1,000
T-36	Butch Sheehan	76-72-73-70-291	\$8,620	Cut	Terry Mauney	77-73-150	\$1,000	Cut	Mark Hayes	87-77-164	\$1,000
T-36	Jack Spradlin	72-69-77-73-291	\$8,620	Cut	Jerry McGee	78-72-150	\$1,000	Cut	Charlie Krenkel	82-83-165	\$1,000
T-36	Leonard Thompson	75-69-70-77-291	\$8,620	Cut	Bill Rogers	75-75-150	\$1,000	Cut	Chris David	84-83-167	\$1,000
T-36	Larry Ziegler	70-68-75-78-291	\$8,620	Cut	Ed Sabo	75-75-150	\$1,000	Cut	Wes Smith	85-84-169	\$1,000
T-41	Hubert Green	74-75-71-72-292	\$7,050	Cut	Howard Twitty	76-74-150	\$1,000	Cut	Lee Elder	86-88-174	\$1,000
T-41	Jim Holtgrieve	74-75-73-70-292	\$7,050	Cut	Tom Wargo	77-73-150	\$1,000	Cut	Jack Fleck	77	
T-41	Christy O'Connor	73-72-75-72-292	\$7,050	Cut	Isao Aoki	76-75-151	\$1,000	Cut	Graham Marsh	79	
T-41	Mike Smith	68-73-72-79-292	\$7,050	Cut	Dave Eichelberger	78-73-151	\$1,000	Cut	Bob Murphy	79	
T-45	Charles Coody	72-77-71-73-293	\$5,550	Cut	Denny Ford	76-75-151	\$1,000	Cut	Mike McCullough	80	
T-45	Bruce Lietzke	72-73-74-74-293	\$5,550	Cut	Roger Maltbie	78-73-151	\$1,000	Cut	Jack Nicklaus	71-78-149	
T-45	James Mason	73-71-77-72-293	\$5,550	Cut	Tom Purtzer	76-75-151	\$1,000				
T-45	Paul Parajeckas	74-73-72-74-293	\$5,550	Cut	Rocky Thompson	75-76-151	\$1,000				
T-45	Gary Player	72-73-72-76-293	\$5,550	Cut	Joe McDermott	76-76-152	\$1,000				

2001 Tom Watson, that man from Kansas with a swagger in his walk and a split-toothed grin, didn't need a rainbow to carry him home at The Ridgewood Country Club in Paramus, N.J.

Watson's putter worked the magic, answering playing partner Jim Thorpe with a clutch birdie putt on the 16th green, then holding on for a 5-under-par 67 and a one-stroke victory in the 62nd Senior PGA Championship.

Locked in a pulsating duel with Thorpe over the final nine holes, Watson saw a three-stroke lead dwindle to a stroke after a three-putt on the 14th green, then birdied the 16th, scrambled at the 17th for par and stood back to watch Thorpe miss a tying six-foot birdie putt on the 18th green.

Watson had missed winner a PGA Championship in 28 tries during his Hall of Fame career. But he was noticeably at peace with himself throughout a weekend in which he finished 11-under par and made more pressure putts than he has in recent years.

Watson's winning total of 14-under-par 274 included seven birdies and two bogeys in the final round. Thorpe came home a stroke back after a 68, while Bob Gilder posted a 70 to land alone in third at 277 in his Championship debut. Allen Doyle, the 1999 Senior PGA Champion, was another stroke back at 278 after a 70, and three-time Champion Hale Irwin came in with the day's low round of 66 to share fifth with Stewart Ginn at 281.

Champion: Tom Watson, Leawood, Kan.		
Site:	The Ridgewood Country Club, Paramus, N.J.	
Date:	May 24-27	Purse: \$2,000,000
Par:	36-36—72 (6,904 yards)	
Entries:	144	Cut at 150 79 players advanced



	Course Avg.	Under Par	At Par	Over Par	Round Leader	Low Round	Tom Watson
Round 1:	74.54	26	16	102	Jim Thorpe	67 - Jim Thorpe	72 - T-27th
Round 2:	75.82	13	6	124	Jim Thorpe	68 - Stewart Ginn	141 - (69) T-5th
Round 3:	73.95	21	6	52	T. Watson, B. Gilder, J. Thorpe	67 - Joe Inman	207 - (66) T-1st
Round 4:	72.20	33	9	37	Tom Watson	66 - Hale Irwin	274 - (67) 1st
Totals:	74.43	93	37	315			

Championship Summary


Place	Name	Score	Winnings	Place	Name	Score	Winnings
1	Tom Watson	72-69-66-67-274	\$360,000	T-49	Al Geiberger	72-76-74-73-295	\$4,543
2	Jim Thorpe	67-69-71-68-275	\$216,000	T-49	Barry Jaeckel	74-76-72-73-295	\$4,543
3	Bob Gilder	68-69-70-70-277	\$136,000	T-49	Dick McClean	75-75-75-70-295	\$4,543
4	Allen Doyle	70-70-68-70-278	\$96,000	T-49	Jerry Tucker	72-74-75-74-295	\$4,543
T-5	Stewart Ginn	73-68-71-69-281	\$71,000	T-49	Jose Priscilo Diniz	73-74-73-75-295	\$4,543
T-5	Hale Irwin	69-75-71-66-281	\$71,000	T-49	Terry Mauney	74-75-72-74-295	\$4,543
7	Bruce Fleisher	70-69-72-71-282	\$62,000	T-56	Bill Schumaker	71-75-76-74-296	\$4,150
T-8	Gary Player	70-73-71-69-283	\$56,000	T-56	Dave Stockton	72-77-71-76-296	\$4,150
T-8	Doug Tewell	70-75-69-69-283	\$56,000	T-56	Michael Zinni	72-73-74-77-296	\$4,150
T-10	Walter Hall	73-73-69-69-284	\$48,000	T-59	Bob Charles	75-73-76-73-297	\$4,025
T-10	Bruce Summerhays	73-69-75-67-284	\$48,000	T-59	Lee Trevino	74-72-76-75-297	\$4,025
12	Jack Nicklaus	68-75-71-71-285	\$42,000	T-61	Jose Maria Canizares	74-75-75-74-298	\$3,913
T-13	Bob Murphy	71-72-73-70-286	\$37,500	T-61	Lon Hinkle	76-73-75-74-298	\$3,913
T-13	Howard Twitty	71-70-73-72-286	\$37,500	T-61	Pete Oakley	75-73-76-74-298	\$3,913
T-15	Dana Quigley	70-71-75-71-287	\$33,000	T-61	Rocky Thompson	72-75-76-75-298	\$3,913
T-15	Lanny Wadkins	73-75-71-68-287	\$33,000	T-65	Mike McCullough	73-77-74-75-299	\$3,838
T-17	John Bland	74-73-70-71-288	\$28,000	T-65	Ken Peyre Ferry	76-71-77-75-299	\$3,838
T-17	Terry Dill	73-73-71-71-288	\$28,000	T-67	Jim Barker	74-76-78-72-300	\$3,763
T-17	Seiji Ebihara	74-71-74-69-288	\$28,000	T-67	Simon Owen	74-76-78-72-300	\$3,763
T-20	Isao Aoki	71-76-73-69-289	\$22,000	T-67	DeWitt Weaver	73-74-81-72-300	\$3,763
T-20	Joe Inman	74-74-67-74-289	\$22,000	T-67	Larry Ziegler	73-77-77-73-300	\$3,763
T-20	Tom Wargo	71-75-72-71-289	\$22,000	71	David Oakley	73-76-76-76-301	\$3,700
T-23	Mark Hayes	72-76-73-69-290	\$17,500	T-72	Jim Holtgrieve	75-73-79-75-302	\$3,663
T-23	Tom Kite	72-77-71-70-290	\$17,500	T-72	Paul Parajeckas	74-75-79-74-302	\$3,663
T-25	Vicente Fernandez	71-74-73-73-291	\$15,500	T-74	Roger Kennedy	77-72-80-74-303	\$3,613
T-25	Fred Gibson	73-74-71-73-291	\$15,500	T-74	Ian Stanley	72-77-78-76-303	\$3,613
T-27	Frank Conner	71-74-71-76-292	\$12,000	T-76	Bobby Cole	72-78-78-77-305	\$3,563
T-27	Rodger Davis	75-73-74-70-292	\$12,000	T-76	Peter Nilles	73-77-79-76-305	\$3,563
T-27	Dale Douglass	71-75-74-72-292	\$12,000	78	John Calabria	78-72-80-76-306	\$3,525
T-27	John Grace	72-74-73-73-292	\$12,000	79	Jim Albus	76-74-81-77-308	\$3,500
T-27	Hubert Green	73-75-72-72-292	\$12,000	Cut	Miller Barber	74-77-151	\$1,000
T-27	Doug Johnson	69-79-74-70-292	\$12,000	Cut	Jerry Bruner	74-77-151	\$1,000
T-27	Graham Marsh	76-74-71-71-292	\$12,000	Cut	Bob Duval	77-74-151	\$1,000
T-27	Walter Morgan	71-75-74-72-292	\$12,000	Cut	Bill Holstead	72-79-151	\$1,000
T-27	Larry Nelson	68-76-76-72-292	\$12,000	Cut	Barry Vivian	74-77-151	\$1,000
T-36	Jim Colbert	69-78-76-70-293	\$8,825	Cut	Tommy Aaron	75-77-152	\$1,000
T-36	Jim Dent	71-76-71-75-293	\$8,825	Cut	George Burns	74-78-152	\$1,000
T-36	Tom Jenkins	75-75-73-70-293	\$8,825	Cut	Peter Famiano	75-77-152	\$1,000
T-36	Roy Vucinich	71-77-75-70-293	\$8,825	Cut	David Graham	76-76-152	\$1,000
T-40	Jim Ahern	74-75-74-71-294	\$6,600	Cut	Rod Murray	72-80-152	\$1,000
T-40	Hugh Baiocchi	74-72-76-72-294	\$6,600	Cut	Andy North	77-75-152	\$1,000
T-40	Bill Brask	72-71-78-73-294	\$6,600	Cut	Tommy Price	79-73-152	\$1,000
T-40	Ed Brooks	70-77-71-76-294	\$6,600	Cut	Noel Ratcliffe	76-76-152	\$1,000
T-40	Dave Eichelberger	75-72-77-70-294	\$6,600	Cut	Mike Smith	74-78-152	\$1,000
T-40	Ray Floyd	79-70-74-71-294	\$6,600	Cut	Katsunari Takahashi	72-80-152	\$1,000
T-40	John Jacobs	72-75-74-73-294	\$6,600	Cut	Steven Veriato	77-75-152	\$1,000
T-40	John Schroeder	74-73-74-73-294	\$6,600	Cut	Jim White	76-76-152	\$1,000
T-40	Steve Stull	74-75-72-73-294	\$6,600	Cut	Rex Caldwell	76-77-153	\$1,000
T-49	Ed Dougherty	71-77-76-71-295	\$4,543	Cut	Bernard Gallacher	77-76-153	\$1,000
				Cut	David Huish	73-80-153	\$1,000
				Cut	Mike Kallam	79-74-153	\$1,000
				Cut	Gary Lindeblad	74-79-153	\$1,000
				Cut	Jim Masserio	77-76-153	\$1,000
				Cut	Yukio Noguchi	76-77-153	\$1,000
				Cut	Pat O'Brien	80-73-153	\$1,000
				Cut	Benny Passons	75-78-153	\$1,000
				Cut	Bob Ralston	78-75-153	\$1,000
				Cut	Larry Ringer	75-78-153	\$1,000
				Cut	Ted Goin	75-79-154	\$1,000
				Cut	Gary Groh	76-78-154	\$1,000
				Cut	Babe Hiskey	76-78-154	\$1,000
				Cut	Arnold Palmer	71-83-154	\$1,000
				Cut	Jesse Patino	79-75-154	\$1,000
				Cut	Ed Sabo	75-79-154	\$1,000
				Cut	Leonard Thompson	76-78-154	\$1,000
				Cut	Walter Zembriski	75-79-154	\$1,000
				Cut	Robert Zimmerman	78-76-154	\$1,000
				Cut	Drue Johnson	79-76-155	\$1,000
				Cut	Chuck Milne	76-79-155	\$1,000
				Cut	Denis O'Sullivan	77-78-155	\$1,000
				Cut	Bob Dickson	79-77-156	\$1,000
				Cut	Bob Eastwood	77-79-156	\$1,000
				Cut	Charlie Krenkel	79-77-156	\$1,000
				Cut	Dick Lotz	83-73-156	\$1,000
				Cut	Wes Smith	77-79-156	\$1,000
				Cut	Bob Wynn	77-79-156	\$1,000
				Cut	Joe Jimenez	81-76-157	\$1,000
				Cut	Bob Betley	77-81-158	\$1,000
				Cut	Kurt Cox	77-81-158	\$1,000
				Cut	Fujio Kobayashi	76-82-158	\$1,000
				Cut	Al Krueger	78-80-158	\$1,000
				Cut	Tom McGinnis	77-81-158	\$1,000
				Cut	Larry Mowry	78-80-158	\$1,000
				Cut	Tony Peterson	79-79-158	\$1,000
				Cut	Doug Sanders	81-77-158	\$1,000
				Cut	Hank Woodrome	81-77-158	\$1,000
				Cut	Steve Benson	78-81-159	\$1,000
				Cut	Marion Heck	81-78-159	\$1,000
				Cut	John Traub	79-80-159	\$1,000
				Cut	Gary Wintz	81-78-159	\$1,000
				Cut	Paul Reed	80-80-160	\$1,000
				Cut	Joe Huber	78-83-161	\$1,000
				Cut	Larry King	78-85-163	\$1,000
				Cut	Lee Elder	84-89-173	\$1,000
				DQ	Tommy Horton		77

2000 Doug Tewell believed he was overdue for a spot in the winner's circle as a senior professional. What he didn't realize was that he would need an extra day, a load of patience and that he would blossom in a major championship. Tewell completed a seven-stroke victory at PGA National Golf Club in Palm Beach Gardens, Fla., finishing with a 67 for a 54-hole record total of 15-under-par 201 to win the 61st PGA Seniors' Championship Presented by Advil.

Larry Nelson, Tom Kite, Dana Quigley and three-time Champion Hale Irwin finished at 208. It was the final PGA Seniors' Championship contended at PGA National Golf Club, the host for the previous 18 years. The oldest and most prestigious event in senior golf began to travel nationwide in 2001. Tewell became the 19th player to win the PGA Seniors' Championship in his first attempt and the 10th to mark his first senior victory at a major championship.

Tewell's winning total set a new 54-hole scoring record, bettering the 202 posted by Sam Snead (1973) and Bruce Crampton (1993). The event was shortened to 54 holes due to seven interruptions featuring lightning and rain that cost the field nearly 18 hours of playing time. It was the first time the Championship was played at 54 holes since 1957. Tewell's victory margin was the event's largest since 1991, when Jack Nicklaus defeated Crampton by six strokes. Tewell earned \$324,000 for the victory from a \$1.8 million purse. It was Tewell's first tour victory of any kind since he won the 1987 Pensacola Open at age 37.

Champion: Doug Tewell, Edmond, Okla.		
Site:	PGA National Golf Club (Champion Course)	
	Palm Beach Gardens, Fla.	
Date:	April 13-17	Purse: \$1.8 million
Par:	36-36-72 (6,770 yards)	
Field:	144	Cut at 150 75 players advanced



	Course Avg.	Under Par	At Par	Over Par	Round Leader	Low Round	Doug Tewell
Round 1:	76.10	19	4	117	Doug Tewell, Seiji Ebihara	68 - D. Tewell, S. Ebihara	68 - T-1st
Round 2:	74.50	36	9	92	Doug Tewell	66 - D. Tewell, T. Kite, J. Bland, D. Quigley & L. Thompson	134 - (66) 1st
Round 3:	72.85	28	8	39	Doug Tewell	67 - D. Tewell, H. Irwin, E. Sabo	201 - (67) 1st
Totals:	74.79	83	21	248			

Championship Summary

Place	Name	Score	Winnings	Place	Name	Score	Winnings	Place	Name	Score	Winnings
1	Doug Tewell	68-66-67-201	\$324,000.00	T-46	Andy North	73-75-73-221	\$4,720.00	Cut	Barney Thompson	80-72-152	\$900.00
T-2	Hale Irwin	70-71-67-208	\$117,300.00	T-46	Gary Player	75-74-72-221	\$4,720.00	Cut	Tony Valentine	75-77-152	\$900.00
T-2	Tom Kite	73-66-69-208	\$117,300.00	T-46	Howard Twitty	75-74-72-221	\$4,720.00	Cut	Larry Ziegler	78-74-152	\$900.00
T-2	Larry Nelson	70-68-70-208	\$117,300.00	T-51	Jim Albus	74-73-75-222	\$4,017.00	Cut	Gary Groh	78-75-153	\$900.00
T-2	Dana Quigley	69-66-73-208	\$117,300.00	T-51	Ray Floyd	74-70-78-222	\$4,017.00	Cut	Chuck Milne	76-77-153	\$900.00
T-6	Vicente Fernandez	70-71-68-209	\$58,500.00	T-51	Hugh Baiocchi	76-71-75-222	\$4,017.00	Cut	John Gentile	79-75-154	\$900.00
T-6	Hubert Green	69-72-68-209	\$58,500.00	T-54	John Morgan	75-74-74-223	\$3,728.00	Cut	Bob Hauer	76-78-154	\$900.00
T-8	Jim Ahern	73-68-70-211	\$50,000.00	T-54	Walter Morgan	74-75-74-223	\$3,728.00	Cut	Bob Leaver	74-80-154	\$900.00
T-8	John Mahaffey	71-72-68-211	\$50,000.00	T-54	Ken Peyre-Ferry	76-73-74-223	\$3,728.00	Cut	Steve Spray	77-77-154	\$900.00
T-10	John Bland	77-66-70-213	\$43,500.00	T-54	Lanny Wadkins	75-70-78-223	\$3,728.00	Cut	Steven Veriato	79-75-154	\$900.00
T-10	Kermit Zarley	71-71-71-213	\$43,500.00	T-54	Jim Colbert	74-76-73-223	\$3,728.00	Cut	Mark Hayes	77-78-155	\$900.00
T-12	Ed Dougherty	71-71-72-214	\$33,200.00	T-54	Simon Hobday	75-75-73-223	\$3,728.00	Cut	Mitoshi Tomita	79-76-155	\$900.00
T-12	Tom Jenkins	70-73-71-214	\$33,200.00	T-54	Joe Inman	75-71-77-223	\$3,728.00	Cut	John Brot	77-79-156	\$900.00
T-12	Jack Nicklaus	71-71-72-214	\$33,200.00	T-54	DeWitt Weaver	76-74-73-223	\$3,728.00	Cut	John Jackson	81-75-156	\$900.00
T-12	Christy O'Connor	73-70-71-214	\$33,200.00	T-62	Isao Aoki	74-74-76-224	\$3,513.00	Cut	Wally Kuchar	82-74-156	\$900.00
T-12	Jay Sigel	73-71-70-214	\$33,200.00	T-62	Bernard Gallacher	75-74-75-224	\$3,513.00	Cut	Tommy Price	82-74-156	\$900.00
T-17	Bill Brask	72-71-72-215	\$20,563.00	T-62	Bill Hall	82-68-74-224	\$3,513.00	Cut	Tadami Ueno	78-78-156	\$900.00
T-17	Allen Doyle	69-73-73-215	\$20,563.00	T-62	Michael Harrigan	75-74-75-224	\$3,513.00	Cut	Frank Conner	78-79-157	\$900.00
T-17	Walter Hall	73-72-70-215	\$20,563.00	T-66	Tommy Horton	79-71-75-225	\$3,400.00	Cut	Paul Fakundiny	81-76-157	\$900.00
T-17	Jim Masserio	70-74-71-215	\$20,563.00	T-66	Roger Kennedy	76-73-76-225	\$3,400.00	Cut	Steve Lyles	78-79-157	\$900.00
T-17	Mike McCullough	76-71-68-215	\$20,563.00	T-66	Pete Oakley	73-76-76-225	\$3,400.00	Cut	Calvin Peete	80-77-157	\$900.00
T-17	Bob Murphy	71-71-73-215	\$20,563.00	T-66	Alan Tapie	79-71-75-225	\$3,400.00	Cut	Hal Underwood	78-79-157	\$900.00
T-17	Ed Sabo	78-70-67-215	\$20,563.00	T-66	Leonard Thompson	74-66-85-225	\$3,400.00	Cut	Wendell Coffee	80-78-158	\$900.00
T-17	Tom Watson	72-70-73-215	\$20,563.00	T-71	Antonio Garrido	72-78-76-226	\$3,313.00	Cut	Arnold Palmer	87-71-158	\$900.00
T-25	Gibby Gilbert	69-69-78-216	\$14,500.00	T-71	Dick McClean	71-76-79-226	\$3,313.00	Cut	Tom Schauppner	83-75-158	\$900.00
T-25	Stewart Ginn	75-71-70-216	\$14,500.00	73	Roy Vucinich	73-76-78-227	\$3,275.00	Cut	Terry Dear	78-81-159	\$900.00
T-25	Bruce Summerhays	75-73-68-216	\$14,500.00	74	Tom Wargo	77-73-78-228	\$3,250.00	Cut	Joe Jimenez	78-81-159	\$900.00
T-28	David Graham	74-72-71-217	\$11,450.00	75	Bob Lenzion	77-73-88-238	\$3,225.00	Cut	Mike Joyce	80-79-159	\$900.00
T-28	Larry King	76-73-68-217	\$11,450.00	Cut	Doyle Corbett	74-77-151	\$900.00	Cut	Terry Carlson	81-79-160	\$900.00
T-28	J.C. Snead	70-75-72-217	\$11,450.00	Cut	Randy Erskine	78-73-151	\$900.00	Cut	Mike Kallam	80-80-160	\$900.00
T-28	Buzz Thomas	74-70-73-217	\$11,450.00	Cut	George Glenn	78-73-151	\$900.00	Cut	Dave Ragan	81-79-160	\$900.00
T-32	Jerry Bruner	74-73-71-218	\$9,300.00	Cut	David Lundstrom	76-75-151	\$900.00	Cut	Tommy Sanderson	80-81-161	\$900.00
T-32	Fred Gibson	74-74-70-218	\$9,300.00	Cut	Bobby Nichols	74-77-151	\$900.00	Cut	Deon Good	83-79-162	\$900.00
T-32	Gil Morgan	76-68-74-218	\$9,300.00	Cut	Carl Pedersen	78-73-151	\$900.00	Cut	John Rech	80-82-162	\$900.00
T-32	Rocky Thompson	76-72-70-218	\$9,300.00	Cut	Eddie Polland	74-77-151	\$900.00	Cut	Tom Shaw	77-85-162	\$900.00
T-32	Jim Thorpe	75-71-72-218	\$9,300.00	Cut	Austin Straub	74-77-151	\$900.00	Cut	James Felts	82-81-163	\$900.00
T-32	Jerry Tucker	74-72-72-218	\$9,300.00	Cut	Bobby Stroble	73-78-151	\$900.00	Cut	Larry Webb	84-79-163	\$900.00
T-38	Jose Maria Canizares	76-70-73-219	\$7,000.00	Cut	Bryan Abbott	75-77-152	\$900.00	Cut	Rodney Yeager	79-85-164	\$900.00
T-38	Bruce Fleisher	77-72-70-219	\$7,000.00	Cut	Sam Adams	81-71-152	\$900.00	Cut	Larry Babica	82-85-167	\$900.00
T-38	Jim Holtgrieve	73-73-73-219	\$7,000.00	Cut	Bob Dickson	81-71-152	\$900.00	Cut	Dan Diskin	86-82-168	\$900.00
T-38	John Jacobs	76-72-71-219	\$7,000.00	Cut	Terry Dill	75-77-152	\$900.00	Cut	Lee Elder	86-82-168	\$900.00
T-38	Graham Marsh	76-73-70-219	\$7,000.00	Cut	Dave Eichelberger	82-70-152	\$900.00	Cut	Doug Ford	94-95-189	\$900.00
T-38	Tom McGinnis	74-75-70-219	\$7,000.00	Cut	Bob Irving	73-79-152	\$900.00	Cut	Lee Trevino	72-75-147	\$900.00
T-44	Bob Charles	73-73-74-220	\$5,750.00	Cut	Tom Joyce	75-77-152	\$900.00	WD	Brian Barnes	78	
T-44	Michael Zinni	71-76-73-220	\$5,750.00	Cut	Vic Lipscomb	75-77-152	\$900.00	WD	Bob Duval	82	
T-46	Dale Douglass	74-73-74-221	\$4,720.00	Cut	Bill Schumaker	76-76-152	\$900.00	WD	Ed Sneed	85	
T-46	Seiji Ebihara	68-77-76-221	\$4,720.00	Cut	Dave Stockton	78-74-152	\$900.00				


Presented by Advil

1999 Allen Doyle, a 50-year old Tour professional for just four years and owner of Doyle's Golf Center in La Grange, Ga., turned in the round of a lifetime to capture his first major senior championship. Doyle's closing 8-under-par 64 on PGA National Golf Club's Champion Course completed a four-stroke rally and was the lowest closing round in Championship history. Doyle earned \$315,000 for his 72-hole performance of 14-under-par 274, and a two-stroke victory over Argentina's Vicente Fernandez.

Doyle's path to the Championship will be remembered not so much by his final score as by how he reached the pinnacle on the demanding 6,754-yard Champion Course. Doyle overcame a fourth-hole double bogey by taking just 22 putts. He also chipped in for an eagle-3 at the par-5 10th hole, then struck a 186-yard 3-iron to set up a one-foot birdie at the par-4 16th to seal his victory. Doyle's victory made him the 18th player to win the PGA Seniors' Championship in his first attempt. It was Doyle's sixth professional victory in just three years, with four of those victories coming on the former Nike Tour.

Defending Champion Hale Irwin, bidding to tie Walter Hagen for four consecutive major PGA titles, finished with a 69 and tied for 11th.

Champion: Allen Doyle, La Grange, Ga.		
Site: PGA National Golf Club (Champion Course)		
Palm Beach Gardens, Fla.		
Date: April 15-18, 1999	Purse: \$1,750,000	
Par: 36-36-72 (6,702 yards)		
Field: 142	Cut at 151	73 players advanced



	Course Avg.	Under Par	At Par	Over Par	Round Leader	Low Round	Allen Doyle
Round 1:	76.54	18	10	114	Bruce Summerhays	66 - Bruce Summerhays	71 - T-10th
Round 2:	74.91	21	5	98	Fernandez	67 - Gilbert, Ratcliffe, Inman, Charles	142 - (71) T-12th
Round 3:	72.33	28	10	35	Fleisher, Fernandez	66 - Fleisher, Bland, Baiocchi	210 - (68) T-4th
Round 4:	73.56	20	4	48	Allen Doyle	64 - Allen Doyle	274 - (64) 1st
Totals:	74.78	87	29	295			

Championship Summary

Place	Name	Score	Winnings	Place	Name	Score	Winnings	Place	Name	Score	Winnings
1	Allen Doyle	71-71-68-64-274	\$315,000.00	T-46	Buzz Thomas	75-71-75-74-295	\$4,675.00	Cut	Jim Rhodes	78-76-154	\$900.00
2	Vicente Fernandez	70-65-71-70-276	\$189,000.00	T-50	Jim Barker	75-71-74-76-296	\$3,910.00	Cut	John Gentile	79-76-155	\$900.00
T-3	Jose M. Canizares	68-71-68-72-279	\$101,500.00	T-50	John Calabria	74-71-74-77-296	\$3,910.00	Cut	Fred Gibson	81-74-155	\$900.00
T-3	Bruce Fleisher	70-70-66-73-279	\$101,500.00	T-50	Bernard Gallacher	73-78-73-72-296	\$3,910.00	Cut	John Joseph	78-77-155	\$900.00
T-5	Dana Quigley	71-68-71-70-280	\$61,000.00	T-50	David Graham	74-76-72-74-296	\$3,910.00	Cut	Bobby Nichols	78-77-155	\$900.00
T-5	Bruce Summerhays	66-70-74-70-280	\$61,000.00	T-50	Christy O'Connor	76-71-73-76-296	\$3,910.00	Cut	Bill Robinson	77-78-155	\$900.00
7	Hugh Baiocchi	72-74-66-69-281	\$54,000.00	T-55	Larry Mowry	73-77-70-77-297	\$3,658.00	Cut	Bobby Strobble	79-76-155	\$900.00
T-8	John Jacobs	69-70-72-71-282	\$47,000.00	T-55	Tommy Price	76-72-75-74-297	\$3,658.00	Cut	Sam Adams	80-76-156	\$900.00
T-8	J.C. Snead	72-68-71-71-282	\$47,000.00	T-55	Roy Vucinich	76-73-74-74-297	\$3,658.00	Cut	Hisao Inoue	82-74-156	\$900.00
T-8	Larry Ziegler	70-70-72-70-282	\$47,000.00	T-58	Ed Everett	75-76-74-73-298	\$3,588.00	Cut	Bill Miller	80-76-156	\$900.00
T-11	Ed Dougherty	72-72-69-70-283	\$36,500.00	T-58	Kermit Zarley	72-75-75-76-298	\$3,588.00	Cut	Evan Williams	75-81-156	\$900.00
T-11	Joe Inman	76-67-69-71-283	\$36,500.00	60	Jim Logue	72-74-75-78-299	\$3,550.00	Cut	Tommy Jacobs	80-77-157	\$900.00
T-11	Hale Irwin	75-69-70-69-283	\$36,500.00	61	Roger Kennedy	77-73-75-75-300	\$3,525.00	Cut	Walter Morgan	80-77-157	\$900.00
T-11	Gil Morgan	72-71-72-68-283	\$36,500.00	T-62	Wally Kuchar	74-75-74-78-301	\$3,488.00	Cut	Mike Schlueter	77-80-157	\$900.00
T-15	Isao Aoki	73-73-69-70-285	\$28,000.00	T-62	Ed Snead	80-71-75-75-301	\$3,488.00	Cut	Gay Brewer	78-80-158	\$900.00
T-15	Bob Dickson	69-72-72-72-285	\$28,000.00	64	Calvin Peete	76-74-75-77-302	\$3,450.00	Cut	Doyle Corbett	79-79-158	\$900.00
T-15	Lee Trevino	71-74-72-68-285	\$28,000.00	T-65	Richard Bassett	76-74-75-78-303	\$3,413.00	Cut	Jerry Covich	79-79-158	\$900.00
T-18	Gibby Gilbert	73-67-70-76-286	\$21,250.00	T-65	Randy Glover	77-74-76-76-303	\$3,413.00	Cut	George Glenn	78-80-158	\$900.00
T-18	John Mahaffey	72-73-70-71-286	\$21,250.00	T-67	Dave Eichelberger	77-74-75-78-304	\$3,363.00	Cut	Jay Hyon	80-78-158	\$900.00
T-18	Graham Marsh	71-75-70-70-286	\$21,250.00	T-67	Richard Whitfield	77-73-75-79-304	\$3,363.00	Cut	Gary McBride	80-78-158	\$900.00
T-18	Tom Weiskopf	71-74-69-72-286	\$21,250.00	T-69	Carl Pedersen	81-70-80-74-305	\$3,313.00	Cut	Al Krueger	79-80-159	\$900.00
T-22	George Archer	75-70-72-70-287	\$17,500.00	T-69	James St. Germain	74-77-73-81-305	\$3,313.00	Cut	John Schroeder	79-80-159	\$900.00
T-22	Jay Sigel	75-72-70-70-287	\$17,500.00	71	Koichi Uehara	75-75-74-82-306	\$3,275.00	Cut	Jerry Breaux	81-79-160	\$900.00
T-24	Terry Dill	69-74-71-74-288	\$14,000.00	72	Homero Blancas	76-75-83-77-311	\$3,250.00	Cut	Dan Wood	77-83-160	\$900.00
T-24	Ray Floyd	74-70-69-75-288	\$14,000.00	Cut	Peter Famiano	74-78-152	\$900.00	Cut	Gene Borek	87-88-161	\$900.00
T-24	Tom Jenkins	71-71-73-73-288	\$14,000.00	Cut	Jay Horton	78-74-152	\$900.00	Cut	John Rech	87-74-161	\$900.00
T-24	Mike McCullough	71-71-73-73-288	\$14,000.00	Cut	David Jones	75-77-152	\$900.00	Cut	Doug Sanders	85-76-161	\$900.00
T-24	Orville Moody	70-73-72-73-288	\$14,000.00	Cut	Tom Joyce	79-73-152	\$900.00	Cut	Fletcher White	80-81-161	\$900.00
T-29	Frank Conner	72-71-73-73-289	\$11,250.00	Cut	Larry Laoretti	73-79-152	\$900.00	Cut	Russell Helwig	85-77-162	\$900.00
T-29	John Morgan	71-76-69-73-289	\$11,250.00	Cut	Steve Lyles	77-75-152	\$900.00	Cut	Fred Hawkins	83-80-163	\$900.00
31	Jim Colbert	73-70-73-74-290	\$10,500.00	Cut	Dick McClean	80-72-152	\$900.00	Cut	Tom Schaubpner	77-86-163	\$900.00
T-32	Bob Charles	76-67-75-73-291	\$9,750.00	Cut	Steve Spray	77-75-152	\$900.00	Cut	Tom Gorman	83-81-164	\$900.00
T-32	Dave Stockton	73-72-70-76-291	\$9,750.00	Cut	DeWitt Weaver	78-74-152	\$900.00	Cut	Lou Graham	84-80-164	\$900.00
T-34	Jim Dent	73-74-71-74-292	\$8,220.00	Cut	Mike Zinni	78-74-152	\$900.00	Cut	Wendell Coffee	86-79-165	\$900.00
T-34	Bob Duval	77-71-69-75-292	\$8,220.00	Cut	Joe Data	77-76-153	\$900.00	Cut	Bob Carson	79-87-166	\$900.00
T-34	Tommy Horton	74-71-74-73-292	\$8,220.00	Cut	Quinton Gray	71-82-153	\$900.00	Cut	Sal Ruggiero	86-84-170	\$900.00
T-34	Toru Nakayama	68-68-72-74-292	\$8,220.00	Cut	Simon Hobday	78-75-153	\$900.00	Cut	Lee Elder	83-89-172	\$900.00
T-34	Jim Thorpe	74-70-74-74-292	\$8,220.00	Cut	Tony Jacklin	73-80-153	\$900.00	Cut	Gordon Leslie	92-82-174	\$900.00
T-39	Jim Albus	75-73-71-74-293	\$6,750.00	Cut	Joe Jimenez	77-76-153	\$900.00	Cut	Fred Haas	95-83-178	\$900.00
T-39	Hubert Green	75-71-74-73-293	\$6,750.00	Cut	Bill Kennedy	77-76-153	\$900.00	Cut	Doug Ford	85-98-183	\$900.00
T-39	Bob Murphy	78-70-71-74-293	\$6,750.00	Cut	David Lundstrom	77-76-153	\$900.00	Cut	Denny Lyons	74-79-153	\$900.00
T-39	Tom Wargo	76-72-76-69-293	\$6,750.00	Cut	Tom Shaw	79-74-153	\$900.00	WD	Charles Sifford	81	
T-43	Walter Hall	75-73-69-77-294	\$5,700.00	Cut	Wes Smith	77-76-153	\$900.00	WD	Tommy Aaron	85	
T-43	Larry Nelson	76-75-74-69-294	\$5,700.00	Cut	Ian Stanley	78-75-153	\$900.00	WD	Bryan Abbott		
T-43	Gary Player	75-73-72-74-294	\$5,700.00	Cut	Leonard Thompson	77-76-153	\$900.00	WD	Brian Barnes		
T-46	Joe Huber	72-74-74-75-295	\$4,675.00	Cut	Terry Houser	81-73-154	\$900.00	DQ	Joe Carr	82	
T-46	Eddie Pollard	72-73-69-81-295	\$4,675.00	Cut	Al Kelley	80-74-154	\$900.00	DQ	John Bland	73-71-66-210	
T-46	Noel Ratcliffe	74-67-79-75-295	\$4,675.00	Cut	Arnold Palmer	79-75-154	\$900.00				

Presented by Advil

1998 Hale Irwin devised a superb game plan to achieve a milestone victory in the 59th PGA Seniors' Championship Presented by Advil at PGA National Golf Club. He arrived six days early "to get some of the cobwebs out" before scorching the Champion Course for 72 holes for a 13-under-par 275 total and closing with a 2-under-par 70. Irwin finished seven strokes ahead of first-time competitor Larry Nelson and by eight over Gil Morgan, each of whom birdied the 18th hole for 72s.

Dave Stockton and Dale Douglass tied for fourth at 1-over-par 287, the only other members of the field to finish under par.

Irwin separated himself from the rest of the field in the third round, when he sank a 50-foot putt from the fringe of the green for a birdie on the par-3 seventh hole. That stroke gave him a five-shot advantage entering the final 18 holes. Irwin earned an event-record first-place prize of \$270,000, the largest paycheck of his career, and became the second player to win three consecutive PGA Seniors' Championships — Eddie Williams was the first to perform the feat, winning in 1942, 1945 and 1946, with World War II interrupting his victory string. But even Williams, who outlasted Jock Hutchison in an 18-hole playoff for the 1946 Championship, didn't have the same stranglehold on the title as Irwin. Irwin also is the first player since 1956 — when Peter Thomson won a third straight British Open — to capture three consecutive major championships on any tour.



Champion: Hale Irwin, Frontenac, Mo.		
Site: PGA National Golf Club (Champion Course)		
Palm Beach Gardens, Fla.		
Date: April 16-19, 1998	Purse: \$1,500,000	
Par: 36-36-72 (6,702 yards)		
Field: 144	Cut at 152	70 players advanced

	Course Avg.	Under Par	At Par	Over Par	Round Leader	Low Round	Hale Irwin
Round 1:	76.48	9	6	129	H. Irwin, J. Nicklaus	67 - Hale Irwin, Jack Nicklaus	68 - T-1st
Round 2:	76.80	6	10	127	Hale Irwin	68 - Hale Irwin	136 - (68) 1st
Round 3:	74.76	16	5	49	Hale Irwin	66 - Walter Morgan	206 - (69) 1st
Round 4:	74.61	9	14	47	Hale Irwin	68 - Dave Stockton	275 - (70) 1st
Totals:	75.99	40	35	352			

Championship Summary

Place Name	Score	Winnings	Place Name	Score	Winnings	Place Name	Score	Winnings
1 Hale Irwin	68-68-69-70=275	\$270,000.00	T-47 Walter Hall	74-73-76-78=301	\$3,763.00	Cut DeWitt Weaver Jr.	79-76=155	\$800.00
2 Larry Nelson	69-71-70-72=282	\$162,000.00	51 Terry Gale	75-73-79-75=302	\$3,400.00	Cut Bill Brask	78-78=156	\$800.00
3 Gil Morgan	69-72-70-72=283	\$102,000.00	T-52 Richard Bassett	75-74-81-73=303	\$3,275.00	Cut Terry Carlson	81-75=156	\$800.00
T-4 Dale Douglass	71-72-71-73=287	\$63,500.00	T-52 Don Maddox	77-74-75-77=303	\$3,275.00	Cut Antonio Garrido	76-80=156	\$800.00
T-4 Dave Stockton	73-73-73-68=287	\$63,500.00	T-54 Mike Joyce	74-77-78-76=305	\$3,175.00	Cut Joe Jimenez	75-81=156	\$800.00
T-6 Vicente Fernandez	75-72-70-72=289	\$43,000.00	T-54 Bob Leaver	74-78-77-76=305	\$3,175.00	Cut Al Kelley	74-82=156	\$800.00
T-6 Walter Morgan	76-76-66-71=289	\$43,000.00	T-54 Roy Vucinich	77-73-78-77=305	\$3,175.00	Cut Toru Nakayama	80-76=156	\$800.00
T-6 Jack Nicklaus	68-74-75-72=289	\$43,000.00	T-57 Billy King	74-76-79-77=306	\$3,100.00	Cut Tony Perla	77-80=157	\$800.00
T-6 Dana Quigley	71-72-71-75=289	\$43,000.00	T-57 Jerry McGee	77-75-77-77=306	\$3,100.00	Cut Tommy Price	80-77=157	\$800.00
T-6 Jay Sigel	72-75-71-71=289	\$43,000.00	T-57 John Morgan	73-79-80-74=306	\$3,100.00	Cut Wes Smith	81-76=157	\$800.00
T-11 George Archer	73-73-72-72=290	\$33,750.00	T-60 Lee Elder	76-74-76-81=307	\$3,038.00	Cut Bill Tindall	78-79=157	\$800.00
T-11 Tom Wargo	71-71-74-74=290	\$33,750.00	T-60 Dick Hendrickson	73-79-77-78=307	\$3,038.00	Cut Lee Trevino	82-75=157	\$800.00
T-13 John Jacobs	74-72-73-72=291	\$28,750.00	T-62 Homero Blancas	78-74-80-76=308	\$2,975.00	Cut Sam Adams	81-77=158	\$800.00
T-13 Mike McCullough	71-77-71-72=291	\$28,750.00	T-62 Joe Huber	74-74-79-81=308	\$2,975.00	Cut George Bellino	79-79=158	\$800.00
15 Ray Floyd	76-69-71-76=292	\$25,000.00	T-62 Roger Kennedy	76-76-81-75=308	\$2,975.00	Cut James Ferriell	75-83=158	\$800.00
T-16 Jack Lewis	76-74-71-72=293	\$21,750.00	65 Bob Moreland	77-75-76-81=309	\$2,925.00	Cut Laurie Hammer	80-78=158	\$800.00
T-16 David Lundstrom	73-73-75-72=293	\$21,750.00	T-66 Steve Heckel	78-72-79-81=310	\$2,875.00	Cut Tom Shaw	79-79=158	\$800.00
T-18 Bud Allin	74-76-70-74=294	\$18,500.00	T-66 Pat O'Brien	75-77-78-80=310	\$2,875.00	Cut Steve Spray	78-80=158	\$800.00
T-18 Bob Dickson	74-75-75-70=294	\$18,500.00	T-66 Harold Henning	72-78-83-77=310	\$2,875.00	Cut Miller Barber	78-81=159	\$800.00
T-18 Bill Kennedy	73-75-76-70=294	\$18,500.00	69 George Glenn	77-73-84-78=312	\$2,825.00	Cut Gay Brewer	83-76=159	\$800.00
T-18 Graham Marsh	73-76-73-72=294	\$18,500.00	70 Jim Rhodes	77-75-82-83=317	\$2,800.00	Cut Denny Lyons	80-79=159	\$800.00
T-22 Jose M. Canizares	75-69-75-76=295	\$13,000.00	Cut Dave Barber	75-78=153	\$800.00	Cut Lloyd Monroe	78-81=159	\$800.00
T-22 Jim Dent	74-75-71-75=295	\$13,000.00	Cut Gary Groh	76-77=153	\$800.00	Cut Calvin Peete	83-76=159	\$800.00
T-22 Bob Duval	72-75-76-72=295	\$13,000.00	Cut Tommy Horton	77-76=153	\$800.00	Cut Fumio Tanaka	81-78=159	\$800.00
T-22 Simon Hobday	72-74-78-71=295	\$13,000.00	Cut Bobby Stroble	75-78=153	\$800.00	Cut George Dijulio	80-80=160	\$800.00
T-22 Bob Murphy	73-72-75-75=295	\$13,000.00	Cut Brian Barnes	77-77=154	\$800.00	Cut Ed Everett	80-80=160	\$800.00
T-22 Bob E. Smith	77-73-73-72=295	\$13,000.00	Cut Bob Boldt	79-75=154	\$800.00	Cut Bob Hibschan	81-79=160	\$800.00
T-22 Leonard Thompson	71-72-75-77=295	\$13,000.00	Cut Frank Conner	77-77=154	\$800.00	Cut Charlie Moore	77-83=160	\$800.00
T-29 John Bland	73-73-78-72=296	\$8,257.00	Cut Gibby Gilbert	76-78=154	\$800.00	Cut Lou Graham	81-80=161	\$800.00
T-29 Larry Laoretti	78-74-72-72=296	\$8,257.00	Cut Bob Lenzion	74-80=154	\$800.00	Cut John Rech	76-85=161	\$800.00
T-29 Bob Charles	73-72-74-77=296	\$8,257.00	Cut Mike McGinnis	73-81=154	\$800.00	Cut Jim Arendt	83-79=162	\$800.00
T-29 Terry Dill	72-77-72-75=296	\$8,257.00	Cut Seiji Ogawa	76-78=154	\$800.00	Cut David Carazo	81-81=162	\$800.00
T-29 Jack Kiefer	76-75-67-78=296	\$8,257.00	Cut Arnold Palmer	77-77=154	\$800.00	Cut Tony Jacklin	85-77=162	\$800.00
T-29 David Oakley	74-76-75-71=296	\$8,257.00	Cut David Philo	78-76=154	\$800.00	Cut Ken Still	79-83=162	\$800.00
T-29 Buddy Whitten	73-78-71-74=296	\$8,257.00	Cut Art Proctor	80-74=154	\$800.00	Cut Jim Miller	82-81=163	\$800.00
T-36 John Schroeder	75-77-72-73=297	\$6,617.00	Cut Ed Sneed	82-72=154	\$800.00	Cut John Nichols	83-80=163	\$800.00
T-36 J.C. Snead	75-76-73-73=297	\$6,617.00	Cut Will Sowles	78-76=154	\$800.00	Cut Carl Pedersen	80-84=164	\$800.00
T-36 Hugh Baiocchi	77-74-73-73=297	\$6,617.00	Cut Larry Tiziani	75-79=154	\$800.00	Cut Doug Sanders	78-86=164	\$800.00
T-39 Jim Albus	75-70-83-70=298	\$5,600.00	Cut Dan Wood	81-73=154	\$800.00	Cut Drue Johnson	84-81=165	\$800.00
T-39 Bruce Crampton	76-73-74-75=298	\$5,600.00	Cut Walter Zembriski	75-79=154	\$800.00	Cut John Evans	80-86=166	\$800.00
T-39 Gary Player	73-78-74-73=298	\$5,600.00	Cut Tommy Aaron	73-82=155	\$800.00	Cut Bob Reith	85-81=166	\$800.00
T-39 Rocky Thompson	76-74-74-74=298	\$5,600.00	Cut John Brott	76-79=155	\$800.00	Cut Dave Eichelberger	84-84=168	\$800.00
T-39 Kermit Zarley	73-75-69-81=298	\$5,600.00	Cut Joe Browning	76-79=155	\$800.00	Cut Doug Ford	86-82=168	\$800.00
T-44 Isao Aoki	74-76-72-77=299	\$4,725.00	Cut Randy Glover	79-76=155	\$800.00	Cut Joe Carr	82-87=169	\$800.00
T-44 Jim Colbert	73-77-74-75=299	\$4,725.00	Cut Hubert Green	74-81=155	\$800.00	Cut Fred Hawkins	85-85=170	\$800.00
46 Jimmy Powell	75-76-76-73=300	\$4,350.00	Cut Bob Irving	77-78=155	\$800.00	WD David Graham	78	\$800.00
T-47 Noel Ratcliffe	74-76-76-75=301	\$3,763.00	Cut Jim Jewell	78-77=155	\$800.00			
T-47 Bruce Summerhays	76-76-73-76=301	\$3,763.00	Cut Bobby Nichols	75-80=155	\$800.00			
T-47 Larry Ziegler	72-78-76-75=301	\$3,763.00	Cut Chi Chi Rodriguez	78-77=155	\$800.00			

Presented by Advil

1997 Hale Irwin arrived at PGA National Golf Club in Palm Beach Gardens, Fla., on a mission to repeat as PGA Seniors' Champion and sustain momentum throughout the year.

He opened with a methodical 4-under-par 68 and coasted to a 12-stroke victory and a second consecutive title in the 58th PGA Seniors' Championship Presented by Advil. It was the largest victory margin for any Senior PGA Tour professional and the second-highest margin in PGA Seniors' Championship history. Sam Snead won by 15 strokes in 1973, seven years before the Senior PGA Tour began.

The 51-year-old Irwin became the first back-to-back Win in Championship history since Snead in 1972 and 1973, and the fifth player to win consecutive PGA Seniors' Championship titles. Irwin is the 12th multiple champion in event history. His 14-under-par 274 total was his third victory of the year, and Irwin went on to do what he had planned — finishing the year in style. He tied the Senior PGA Tour record with nine victories, became golf's first \$2 million season money-winner and was named Senior PGA Tour Player of the Year.

Dale Douglass and 1991 Champion Jack Nicklaus, Irwin's closest pursuers, each birdied the 18th hole in the final round to share second place at 286. Irwin opened the final round with a seven-stroke lead and left no doubt that he wouldn't sit on the lead. He attacked the Champion Course, increasing his lead over the field by holing out for an eagle from a green-side bunker on the third hole. He followed with birdies on the fourth, 10th and 16th holes to offset a three-putt bogey on the 11th.

Champion: Hale Irwin, Frontenac, Mo.		
Site:	PGA National Golf Club (Champion Course)	
	Palm Beach Gardens, Fla.	
Date:	April 17-20	Purse: \$1,200,000
Par:	36-36-72 (6,702 yards)	
Field:	144	Cut at 152 74 players advanced



	Course Avg.	Under Par	At Par	Over Par	Round Leader	Low Round	Hale Irwin
Round 1:	75.99	14	11	118	John Bland	67 - John Bland	69 - T-2nd
Round 2:	77.14	10	8	122	Hale Irwin	65 - Hale Irwin	134 - (65) 1st
Round 3:	74.69	14	6	54	Hale Irwin	69 - Walter Morgan, Tommy Horton	206 - (72) 1st
Round 4:	74.23	17	6	51	Hale Irwin	67 - Kermit Zarley	274 - (68) 1st
Totals:	75.84	55	31	345			

Championship Summary

Place	Name	Score	Winnings	Place	Name	Score	Winnings	Place	Name	Score	Winnings
1	Hale Irwin	69-65-72-68-274	\$216,000.00	T-46	Rocky Thompson	72-77-81-69-299	\$2,458.00	Cut	Tom Wargo	77-78-155	\$800.00
T-2	Dale Douglass	70-76-71-69-286	\$105,000.00	T-46	Rick Acton	73-73-76-77-299	\$2,458.00	Cut	Dave Barber	77-79-156	\$800.00
T-2	Jack Nicklaus	71-72-73-70-286	\$105,000.00	T-46	Frank Conner	75-71-76-77-299	\$2,458.00	Cut	Homero Blancas	77-79-156	\$800.00
T-4	Jack Kiefer	72-72-73-70-287	\$55,000.00	T-52	Charles Coody	73-76-73-78-300	\$2,125.00	Cut	Tony Jacklin	74-82-156	\$800.00
T-4	Gibby Gilbert	69-73-74-71-287	\$55,000.00	T-52	Terry Gale	78-71-76-75-300	\$2,125.00	Cut	Denny Lyons	81-75-156	\$800.00
T-4	John Morgan	71-72-72-72-287	\$55,000.00	T-52	Bill Garrett	73-77-73-77-300	\$2,125.00	Cut	Masaru Amano	80-77-157	\$800.00
T-7	Bob Charles	71-70-75-72-288	\$40,000.00	T-52	Walter Zembriski	74-77-73-76-300	\$2,125.00	Cut	George Glenn	78-79-157	\$800.00
T-7	Larry Gilbert	74-69-70-75-288	\$40,000.00	56	Bill King	76-74-77-74-301	\$2,000.00	Cut	Al Krueger	79-78-157	\$800.00
T-7	John Bland	67-77-71-73-288	\$40,000.00	T-57	Ed Everett	73-79-73-77-302	\$1,925.00	Cut	Bill Tindall	73-84-157	\$800.00
10	Walter Morgan	74-75-69-71-289	\$30,000.00	T-57	Bill Hall	77-74-76-75-302	\$1,925.00	Cut	Steve Heckel	78-80-158	\$800.00
T-11	Kermit Zarley	76-75-72-67-290	\$19,625.00	T-59	Miller Barber	71-74-82-76-303	\$1,781.00	Cut	Harold Henning	82-76-158	\$800.00
T-11	David Graham	75-75-70-70-290	\$19,625.00	T-59	Antonio Garrido	74-76-76-77-303	\$1,781.00	Cut	Simon Hobday	81-77-158	\$800.00
T-11	John Schroeder	70-74-73-73-290	\$19,625.00	T-59	Randy Glover	77-74-77-75-303	\$1,781.00	Cut	Bob Leaver	75-83-158	\$800.00
T-11	Tommy Horton	72-76-69-73-290	\$19,625.00	T-59	Dick Goetz	76-73-79-75-303	\$1,781.00	Cut	David Philo	80-78-158	\$800.00
T-15	Bud Allin	76-69-74-72-291	\$15,000.00	T-63	Charlie Epps	75-75-78-76-304	\$1,688.00	Cut	Noel Ratcliffe	77-81-158	\$800.00
T-15	Seichi Kanai	72-76-74-69-291	\$15,000.00	T-63	Tom Shaw	75-73-81-75-304	\$1,688.00	Cut	Fred Hawkins	80-79-159	\$800.00
T-15	Gil Morgan	70-73-73-75-291	\$15,000.00	T-65	Mike Dibuo	75-76-76-78-305	\$1,638.00	Cut	Bob Irving	80-79-159	\$800.00
T-15	Dave Stockton	72-76-73-70-291	\$15,000.00	T-65	Martin Roesink	78-74-79-74-305	\$1,638.00	Cut	John Jacobs	75-84-159	\$800.00
T-15	DeWitt Weaver	75-74-70-72-291	\$15,000.00	T-67	Bruce Crampton	78-72-82-75-307	\$1,575.00	Cut	John Rech	78-81-159	\$800.00
T-20	Isao Aoki	70-79-70-73-292	\$13,000.00	T-67	Malcolm Gregson	73-79-76-79-307	\$1,575.00	Cut	Charles Sifford	79-80-159	\$800.00
T-20	Graham Marsh	72-75-71-74-292	\$13,000.00	T-67	Bill Miller	78-74-75-80-307	\$1,575.00	Cut	Wes Smith	74-85-159	\$800.00
T-20	Gary Player	70-77-75-70-292	\$13,000.00	70	Bill Kennedy	78-73-85-74-310	\$1,525.00	Cut	Bud Williamson	80-79-159	\$800.00
T-23	Brian Barnes	76-73-73-71-293	\$11,500.00	T-71	Jon Cutshall	77-74-75-86-312	\$1,488.00	Cut	Tom Joyce	78-82-160	\$800.00
T-23	Jerry McGee	76-74-71-72-293	\$11,500.00	T-71	Roger Kennedy	74-77-82-79-312	\$1,488.00	Cut	Don Maddox	75-85-160	\$800.00
T-23	Bruce Summerhays	72-76-76-69-293	\$11,500.00	73	Bob Thatcher	77-75-85-76-313	\$1,450.00	Cut	Mike McGinnis	77-83-160	\$800.00
26	J.C. Snead	73-79-71-71-294	\$10,500.00	74	Bunky Henry	73-78-82-82-315	\$1,425.00	Cut	Bob Moreland	80-80-160	\$800.00
T-27	Jim Albus	72-78-74-71-295	\$9,000.00	Cut	Marty Bohlen	71-82-153	\$800.00	Cut	Larry Wheeler	80-80-160	\$800.00
T-27	Bob Murphy	73-72-75-75-295	\$9,000.00	Cut	Jim Dent	77-76-153	\$800.00	Cut	Jim Logue	79-82-161	\$800.00
T-27	Calvin Peete	75-72-73-75-295	\$9,000.00	Cut	Terry Dill	76-77-153	\$800.00	Cut	Jim Petralia	81-80-161	\$800.00
T-27	Lee Trevino	75-73-72-75-295	\$9,000.00	Cut	Lou Graham	75-78-153	\$800.00	Cut	George Shortridge	79-83-162	\$800.00
T-27	Chi Chi Rodriguez	74-70-75-76-295	\$9,000.00	Cut	Hubert Green	75-78-153	\$800.00	Cut	Ben Smith	79-83-162	\$800.00
T-32	Gay Brewer	75-75-74-72-296	\$7,000.00	Cut	Joe Jimenez	76-77-153	\$800.00	Cut	Bob Hauer	82-81-163	\$800.00
T-32	Jim Colbert	76-73-74-73-296	\$7,000.00	Cut	Art Proctor	72-81-153	\$800.00	Cut	Lloyd Monroe	76-87-163	\$800.00
T-32	Jim Jewell	72-74-74-76-296	\$7,000.00	Cut	Mitoshi Tomita	76-77-153	\$800.00	Cut	Terry Houser	80-84-164	\$800.00
T-35	Hugh Baiocchi	77-71-75-74-297	\$5,000.00	Cut	Dan Wood	77-76-153	\$800.00	Cut	Ed Snead	77-87-164	\$800.00
T-35	Jose Maria Canizares	73-76-75-73-297	\$5,000.00	Cut	Bob Betley	77-77-154	\$800.00	Cut	Bobby Strobe	83-82-165	\$800.00
T-35	Vicente Fernandez	73-77-70-77-297	\$5,000.00	Cut	Gene Borek	77-77-154	\$800.00	Cut	John Brott	82-84-166	\$800.00
T-35	Raymond Floyd	75-73-79-70-297	\$5,000.00	Cut	Bob Diamond	77-77-154	\$800.00	Cut	Arnold Palmer	84-82-166	\$800.00
T-35	Mike Hill	73-73-74-77-297	\$5,000.00	Cut	Joe McDermott	75-79-154	\$800.00	Cut	Jimmy Wright	83-83-166	\$800.00
T-40	Steve Benson	74-78-72-74-298	\$3,200.00	Cut	Pat O'Brien	75-79-154	\$800.00	Cut	Lee Elder	80-87-167	\$800.00
T-40	Bob Dickson	73-77-72-76-298	\$3,200.00	Cut	Tony Perla	75-79-154	\$800.00	Cut	Steve Oppermann	86-82-168	\$800.00
T-40	Dana Quigley	75-71-75-77-298	\$3,200.00	Cut	El Collins	78-77-155	\$800.00	Cut	Doug Ford	84-85-169	\$800.00
T-40	Dick Rhyan	74-71-76-77-298	\$3,200.00	Cut	Dave Eichelberger	80-75-155	\$800.00	Cut	Ken Still	89-83-172	\$800.00
T-40	Jay Sigel	79-72-71-76-298	\$3,200.00	Cut	Gary Groh	75-80-155	\$800.00	Cut	Fred Haas	93-91-184	\$800.00
T-40	Bob E. Smith	73-76-75-74-298	\$3,200.00	Cut	Hiroshi Ishii	78-77-155	\$800.00	WD	Bryan Abbott	72	\$800.00
T-46	Mike McCullough	73-77-71-78-299	\$2,458.00	Cut	Bruce Lehnard	78-77-155	\$800.00	WD	Dick Hendrickson	79	\$801.00
T-46	Larry Mowry	73-72-76-78-299	\$2,458.00	Cut	Carl Lohren	74-81-155	\$800.00				
T-46	Jimmy Powell	71-77-76-75-299	\$2,458.00	Cut	Chuck Montalbano	75-80-155	\$800.00				

Presented by Advil

1996 Hale Irwin had made a reputation of playing difficult courses well, winning three U.S. Open titles and attacking, rather than playing conservatively, on the challenging layouts. The 50-year-old Irwin arrived at the 57th PGA Seniors' Championship in need of a spark, however. He had squandered a three-stroke lead two weeks earlier in the final round of The Tradition, which was uncharacteristic of someone who had a history of holding leads throughout an event. Still searching for that initial senior major title, Irwin found the wider fairways of PGA National Golf Club an incentive. He opened with a 66, the lowest score of the week, before struggling to a 74 in the second round. But it was a momentary lapse. He bounced back to form with closing rounds of 69 and 71. In the final round, Irwin sealed his victory with a 35-foot birdie putt on the treacherous par-3 15th hole to build a five-stroke cushion. Irwin's 72-hole total of 8-under-par 280 gave him a two-stroke victory over Isao Aoki, who recorded his fourth consecutive top-five finish. Argentina's Vicente Fernandez, who turned 50 two weeks before the Championship, finished third with a 73-284. Irwin became the 17th player to win the PGA Seniors' Championship in his first attempt. The 144-player field averaged 75.9 strokes. Only 15 players had sub-70 rounds and four were on the final day.

Champion: Hale Irwin, Frontenac, Mo.		
Site: PGA National Golf Club (Champion Course)		
Palm Beach Gardens, Fla.		
Date: April 18-21	Purse: \$1,100,000	
Par: 36-36-72 (6,702 yards)		
Field: 144	Cut at: 152	72 players advanced



	Course Avg.	Under Par	At Par	Over Par	Round Leader	Low Round	Hale Irwin
Round 1:	76.20	15	12	116	Hale Irwin	66 - Hale Irwin	66 - 1st
Round 2:	77.09	10	7	124	Bud Allin	67 - Bud Allin	140 - (74) T-2
Round 3:	74.85	15	7	50	Hale Irwin	67 - Vicente Fernandez	209 - (69) 1st
Round 4:	74.33	14	12	46	Hale Irwin	68 - Walter Morgan, Bob Murphy	280 - (71) 1st
Totals:	75.96	54	38	336			

Championship Summary

Place	Name	Score	Winnings	Place	Name	Score	Winnings	Place	Name	Score	Winnings
1	Hale Irwin	66-74-69-71-280	\$198,000.00	T-49	Larry Mowry	73-74-76-77-300	\$2,275.00	Cut	Art Proctor	76-81-157	\$800.00
2	Isao Aoki	69-71-71-71-282	\$105,000.00	T-49	Masaru Amanu	73-80-74-73-300	\$2,275.00	Cut	Bill Tindal	76-81-157	\$800.00
3	Vicente Fernandez	68-76-67-73-284	\$75,000.00	T-51	Jerry McGee	73-76-74-78-301	\$2,175.00	Cut	Dale Douglass	77-80-157	\$800.00
T-4	Brian Barnes	72-71-69-75-287	\$51,666.67	T-51	Mike Joyce	70-81-74-76-301	\$2,175.00	Cut	Bruce Crampton	78-79-157	\$800.00
T-4	Bud Allin	72-67-75-73-287	\$51,666.66	T-53	Dick Hendrickson	77-74-73-78-302	\$2,025.00	Cut	Malcolm Gregson	79-78-157	\$800.00
T-4	Chi Chi Rodriguez	71-73-71-72-287	\$51,666.67	T-53	Gene Borek	77-74-79-72-302	\$2,025.00	Cut	Gordon Leslie	79-78-157	\$800.00
T-7	Larry Gilbert	67-74-74-73-288	\$32,500.00	T-53	Richard Crawford	77-74-79-72-302	\$2,025.00	Cut	Bill Garrett	80-77-157	\$800.00
T-7	John Schroeder	69-75-71-73-288	\$32,500.00	T-53	Tom Shaw	73-77-82-70-302	\$2,025.00	Cut	Billy Maxwell	81-76-157	\$800.00
T-7	Tom Weiskopf	72-74-72-70-288	\$32,500.00	T-57	John Paul Cain	75-77-75-76-303	\$1,875.00	Cut	Haruo Yasuda	77-81-158	\$800.00
T-7	Bob Murphy	74-72-74-68-288	\$32,500.00	T-57	Bob Carson	73-77-78-75-303	\$1,875.00	Cut	Pat O'Brien	78-80-158	\$800.00
T-11	Jay Sigel	72-74-71-72-289	\$17,500.00	T-59	Tom Joyce	76-75-77-76-304	\$1,775.00	Cut	Roland Stafford	78-80-158	\$800.00
T-11	Ed Sneed	78-69-71-71-289	\$17,500.00	T-59	Gay Brewer	74-76-82-72-304	\$1,775.00	Cut	Jeff Steinberg	78-80-158	\$800.00
T-11	Chuck Montalban	75-73-70-71-289	\$17,500.00	T-61	Bob Eastwood	77-73-79-76-305	\$1,675.00	Cut	Jim Logue	79-79-158	\$800.00
T-11	Walter Morgan	75-74-72-68-289	\$17,500.00	T-61	Austin Straub	77-75-78-75-305	\$1,675.00	Cut	Dick Rhyan	80-78-158	\$800.00
T-15	Bob Charles	72-69-72-77-290	\$14,750.00	T-61	Charles Coody	77-75-81-72-305	\$1,675.00	Cut	Robert Zimmerman	82-76-158	\$800.00
T-15	Graham Marsh	71-70-74-75-290	\$14,750.00	T-64	Ken Still	72-79-78-78-307	\$1,612.50	Cut	Lee Elder	76-83-159	\$800.00
T-15	Tom Wargo	74-73-71-72-290	\$14,750.00	T-64	Bob Betley	78-73-82-74-307	\$1,612.50	Cut	Calvin Peete	77-82-159	\$800.00
T-15	Larry Ziegler	72-77-72-69-290	\$14,750.00	66	Jim Wilkinson	79-72-77-80-308	\$1,580.00	Cut	Bruce Devlin	78-81-159	\$800.00
19	Ray Floyd	74-74-73-70-291	\$13,500.00	T-67	Denny Lyons	78-72-78-81-309	\$1,550.00	Cut	Denny Howell	78-81-159	\$800.00
T-20	Rocky Thompson	73-71-74-74-292	\$12,750.00	T-67	Bob Menne	75-76-77-81-309	\$1,550.00	Cut	Roger Kennedy	78-81-159	\$800.00
T-20	J.C. Sneed	72-72-75-73-292	\$12,750.00	69	Bob Thatcher	75-75-81-79-310	\$1,520.00	Cut	Bill Miller	78-81-159	\$800.00
T-22	Bob Dickson	71-76-72-74-293	\$11,500.00	70	Dwight Nevil	72-78-80-82-312	\$1,500.00	Cut	Paul Barkhouse	80-79-159	\$800.00
T-22	Lee Trevino	76-70-72-75-293	\$11,500.00	71	Jerry Coats	77-75-79-83-314	\$1,480.00	Cut	Richard Bassett	84-75-159	\$800.00
T-22	Jack Nicklaus	77-72-74-70-293	\$11,500.00	72	Robert Pfister	75-76-80-87-318	\$1,460.00	Cut	Bob Leaver	82-78-160	\$800.00
T-25	Jack Kiefer	71-71-75-77-294	\$9,500.00	Cut	Simon Hobday	75-78-153	\$800.00	Cut	Dennis Bradley	78-83-161	\$800.00
T-25	John Bland	73-73-74-74-294	\$9,500.00	Cut	Deane Beman	76-77-153	\$800.00	Cut	Howell Fraser	79-82-161	\$800.00
T-25	Tommy Aaron	69-75-77-73-294	\$9,500.00	Cut	Don Maddox	76-77-153	\$800.00	Cut	Ray Montgomery	79-82-161	\$800.00
T-25	Frank Conner	77-72-73-72-294	\$9,500.00	Cut	Charles Sifford	76-77-153	\$800.00	Cut	Lloyd Monroe	80-81-161	\$800.00
T-25	Mike McCullough	72-77-75-70-294	\$9,500.00	Cut	Stan Thirsk	76-77-153	\$800.00	Cut	Bob Hauer	78-84-162	\$800.00
30	Steve Spray	75-76-75-69-295	\$8,000.00	Cut	Bob Moreland	74-80-154	\$800.00	Cut	Bob Irving	79-83-162	\$800.00
T-31	Homero Blancas	72-76-70-78-296	\$6,250.00	Cut	Noel Ratcliffe	76-78-154	\$800.00	Cut	Jack Fleck	80-82-162	\$800.00
T-31	Marion Heck	73-74-72-77-296	\$6,250.00	Cut	Harry Tosca	78-76-154	\$800.00	Cut	Al Chandler	81-82-163	\$800.00
T-31	Antonio Garrido	74-76-70-76-296	\$6,250.00	Cut	Dennis Coscina	77-77-154	\$800.00	Cut	Randy Glover	81-82-163	\$800.00
T-31	Gary Player	73-70-79-74-296	\$6,250.00	Cut	John D. Morgan	77-77-154	\$800.00	Cut	Wes Smith	79-85-164	\$800.00
T-31	John Jacobs	71-76-76-73-296	\$6,250.00	Cut	Arnold Palmer	77-77-154	\$800.00	Cut	Marty Bohan	81-83-164	\$800.00
T-31	Joe Jimenez	73-74-77-72-296	\$6,250.00	Cut	George Glenn	79-75-154	\$800.00	Cut	Ben Smith	81-83-164	\$800.00
T-37	Bruce Summerhays	70-75-76-76-297	\$3,937.50	Cut	Fujio Kobayashi	79-75-154	\$800.00	Cut	Terry Comstock	82-82-164	\$800.00
T-37	Bruce Lehnhard	74-76-71-76-297	\$3,937.50	Cut	Steve Lyles	79-75-154	\$800.00	Cut	Ross Randall	82-82-164	\$800.00
T-37	Larry Laoretti	73-77-75-72-297	\$3,937.50	Cut	Bill King	75-80-155	\$800.00	Cut	Don Massengale	76-89-165	\$800.00
T-37	DeWitt Weaver	75-75-76-71-297	\$3,937.50	Cut	Gene Carello	76-79-155	\$800.00	Cut	Bill Poirot	82-83-165	\$800.00
T-41	Walter Zembriski	78-72-70-78-298	\$2,930.00	Cut	Harold Henning	77-78-155	\$800.00	Cut	Jim Petralia	84-82-166	\$800.00
T-41	Jim Colbert	73-76-75-74-298	\$2,930.00	Cut	Tony Jacklin	79-76-155	\$800.00	Cut	Doug Ford	86-83-169	\$800.00
T-41	Tommy Horton	75-77-72-74-298	\$2,930.00	Cut	Jon Cutshall	77-79-156	\$800.00	Cut	Dave L. Smith	85-90-175	\$800.00
T-41	Bob E. Smith	76-75-74-73-298	\$2,930.00	Cut	Dave Eichelberger	77-79-156	\$800.00	Cut	Fred Hawkins	94-83-177	\$800.00
T-41	Rick Acton	73-78-75-72-298	\$2,930.00	Cut	Dick Goetz	77-79-156	\$800.00	Cut	Rex Baxter	90-93-183	\$800.00
T-46	Terry Dill	70-77-70-82-299	\$2,500.00	Cut	Miller Barber	79-77-156	\$800.00	WD	Lou Graham	83	\$800.00
T-46	Joe McDermott	79-68-77-75-299	\$2,500.00	Cut	Rives Mcbee	82-74-156	\$800.00	DQ	Kermit Zarley	72	\$800.00
T-46	Jim Dent	73-73-79-74-299	\$2,500.00	Cut	Gibby Gilbert	76-81-157	\$800.00				

SENIOR PGA CHAMPIONSHIP

Presented by Advil/Oldsmobile

1995 Raymond Floyd averted the back-nine collapse that prevented his winning the title a year earlier by using textbook course management, to cruise to victory in the 56th PGA Seniors' Championship. Floyd built a two-stroke lead on Jim Colbert after a third-round 5-under-par 67. He made two front-nine birdies in the final round and a key par-saving putt on the sixth hole, before coming home with 14 consecutive pars and a five-stroke victory margin over the trio of John Paul Cain, Larry Gilbert and defending Champion Lee Trevino. Floyd's final-round 70 gave him a winning total of 11-under-par 277 and enabled him to become the 11th player to win both a PGA Championship and PGA Seniors' Championship. Floyd joined Trevino as the only players to surpass the \$8 million mark in career earnings on both the PGA Tour and Senior PGA Tour.



Champion: Raymond Floyd, Miami Beach, Fla.		
Site: PGA National Golf Club (Champion Course)		
Palm Beach Gardens, Fla.		
Date: April 13-16	Purse: \$1,000,000	
Par: 36-36-72 (6,702 yards)		
Field: 144	Cut at 150	71 players advanced

Floyd hit 61 of 72 greens in regulation, the most by any player in the Championship. His challengers faded early in the final round. Colbert skied to a 76 and tied for ninth at 285. Jim Albus, who reached 8-under-par early in his round, stumbled to a 75-286 and tied for 10th. Trevino birdied the 18th hole for a 71 and shared second place with Gilbert and Cain, who each had final-round 69s.

	Course Avg.	Under Par	At Par	Over Par	Round Leader	Low Round	Raymond Floyd
Round 1:	75.2	27	14	101	D. Weaver, H. Toscano, C. Peete	68 - D. Weaver, H. Toscano, C. Peete	70 - T-7
Round 2:	75.8	19	5	117	Jim Colbert	66 - Jack Nicklaus	140 - (70) T-3
Round 3:	73.4	22	9	39	Ray Floyd	68 - Gibby Gilbert, Bob Charles	207 - (67) 1st
Round 4:	73.8	19	9	42	Ray Floyd	68 - Walter Zembriski	277 - (70) 1st
Totals:	74.85	87	37	299			

Championship Summary

Place	Name	Score	Winnings	Place	Name	Score	Winnings	Place	Name	Score	Winnings
1	Raymond Floyd	70-70-67-70-277	\$180,000.00	T-48	Gary Groh	74-71-77-74-296	\$2,116.67	Cut	Ken Ellsworth	76-77-153	\$775.00
T-2	John Paul Cain	72-71-70-69-282	\$75,000.00	T-48	Mike Joyce	76-72-76-72-296	\$2,116.67	Cut	Lloyd Monroe	76-78-154	\$775.00
T-2	Larry Gilbert	71-70-72-69-282	\$75,000.00	T-51	Richie Bassett	71-74-75-77-297	\$1,950.00	Cut	Bob Menne	77-77-154	\$775.00
T-2	Lee Trevino	72-70-69-71-282	\$75,000.00	T-51	Dick Lotz	72-73-77-75-297	\$1,950.00	Cut	Jim Logue	80-74-154	\$775.00
T-5	Graham Marsh	71-71-70-71-283	\$40,000.00	T-51	Simon Hobday	76-74-72-75-297	\$1,950.00	Cut	Roland Stafford	80-74-154	\$775.00
T-5	Isao Aoki	70-69-73-71-283	\$40,000.00	54	Bob Reith	72-75-78-73-298	\$1,850.00	Cut	Bob Irving	80-74-154	\$775.00
T-5	Bob Charles	70-75-68-70-283	\$40,000.00	T-55	Robert Gaona	70-72-79-78-299	\$1,750.00	Cut	Ken Still	78-76-154	\$775.00
8	Jack Nicklaus	76-66-68-74-284	\$30,000.00	T-55	Walter Morgan	71-76-76-76-299	\$1,750.00	Cut	Bill Hall	76-78-154	\$775.00
9	Jim Colbert	69-69-71-76-285	\$25,000.00	T-55	Billy King	72-77-75-75-299	\$1,750.00	Cut	Bob Moreland	78-76-154	\$775.00
T-10	Bob Murphy	71-73-70-72-286	\$17,833.34	T-58	Gene Borek	72-74-74-80-300	\$1,662.50	Cut	Al Chandler	80-74-154	\$775.00
T-10	Jim Albus	69-73-69-75-286	\$17,833.33	T-58	Jim Dent	75-75-78-72-300	\$1,662.50	Cut	Al Krueger	76-79-155	\$775.00
T-10	George Archer	73-71-68-74-286	\$17,833.33	T-60	Gary Player	72-77-72-80-301	\$1,600.00	Cut	Howell Fraser	78-77-155	\$775.00
13	Gibby Gilbert	74-73-68-72-287	\$15,500.00	T-60	Dwight Nevil	73-77-75-76-301	\$1,600.00	Cut	Bill Garrett	77-78-155	\$775.00
T-14	Bob Dickson	74-73-71-70-288	\$14,750.00	T-60	Bruce Crampton	74-74-80-73-301	\$1,600.00	Cut	Austin Straub	75-81-156	\$775.00
T-14	Ed Sneed	73-73-69-73-288	\$14,750.00	63	Lee Elder	76-73-78-75-302	\$1,550.00	Cut	Ted Naff	77-79-156	\$775.00
T-16	Dale Douglass	77-70-71-71-289	\$13,000.00	T-64	Larry Mancour	79-70-74-80-303	\$1,501.67	Cut	Fred Hawkins	78-78-156	\$775.00
T-16	Noel Ratcliffe	76-67-74-72-289	\$13,000.00	T-64	Joe Huber	73-73-79-78-303	\$1,501.67	Cut	John Frillman	80-77-157	\$775.00
T-16	J.C. Sneed	71-70-76-72-289	\$13,000.00	T-64	Antonio Garrido	76-74-78-75-303	\$1,501.66	Cut	Rod Curl	77-80-157	\$775.00
T-16	Terry Dill	72-72-71-74-289	\$13,000.00	67	Bob Carson	75-75-75-79-304	\$1,460.00	Cut	Dave Ragan	78-79-157	\$775.00
T-21	DeWitt Weaver	68-73-72-76-289	\$13,000.00	68	Jim Petralia	70-80-79-76-305	\$1,440.00	Cut	Dave Philo	82-75-157	\$775.00
T-21	Kermit Zarley	74-73-72-71-290	\$10,500.00	69	Masaru Amano	73-75-80-78-306	\$1,420.00	Cut	Mike O'Sullivan	82-75-157	\$775.00
T-21	Seiichi Kanai	73-75-71-71-290	\$10,500.00	T-70	Hiroshi Ishii	70-77-80-82-309	\$1,400.00	Cut	Fran Deschaine	78-79-157	\$775.00
T-21	Bill Kennedy	72-70-76-72-290	\$10,500.00	T-70	Mike Hill	74-68-NC	\$775.00	Cut	Larry Mowry	82-75-157	\$775.00
T-21	Harry Toscano	68-76-73-73-290	\$10,500.00	Cut	Rocky Nelson	77-74-151	\$775.00	Cut	Dick Goetz	79-78-157	\$775.00
T-21	Larry Ziegler	73-72-70-75-290	\$10,500.00	Cut	Dick Murphy	72-79-151	\$775.00	Cut	Billy Maxwell	79-79-158	\$775.00
T-26	Bruce Summerhays	71-77-71-72-291	\$8,250.00	Cut	Ben Smith	77-74-151	\$775.00	Cut	J.R. Delich	77-81-158	\$775.00
T-26	Rocky Thompson	74-69-77-71-291	\$8,250.00	Cut	Joe McDermott	76-75-151	\$775.00	Cut	Joe Carr	81-77-158	\$775.00
T-26	Chi Chi Rodriguez	73-73-75-70-291	\$8,250.00	Cut	Laurie Hammer	76-75-151	\$775.00	Cut	Pete Trenham	81-78-159	\$775.00
T-26	Calvin Peete	68-76-70-77-291	\$8,250.00	Cut	Dick Smith	75-76-151	\$775.00	Cut	Rives McBe	75-84-159	\$775.00
T-30	Jack Kiefer	73-73-75-71-292	\$5,281.25	Cut	Jim Tuller	78-73-151	\$775.00	Cut	Stan Thirsk	81-78-159	\$775.00
T-30	Larry Laoretti	69-76-76-71-292	\$5,281.25	Cut	Dave Stockton	74-77-151	\$775.00	Cut	George Bellino	77-83-160	\$775.00
T-30	Orville Moody	71-78-72-71-292	\$5,281.25	Cut	Patrick O'Brien	72-79-151	\$775.00	Cut	Joe Benevento	84-76-160	\$775.00
T-30	Tommy Horton	78-69-70-75-292	\$5,281.25	Cut	Tom Joyce	75-76-151	\$775.00	Cut	Mike McGinnis	75-85-160	\$775.00
T-30	Jay Sigel	74-75-73-70-292	\$5,281.25	Cut	George Glenn	74-77-151	\$775.00	Cut	Art Proctor	77-83-160	\$775.00
T-30	Dick Hendrickson	70-73-74-75-292	\$5,281.25	Cut	Jerry McGee	74-78-152	\$775.00	Cut	Bill Majure	77-83-160	\$775.00
T-30	Tom Wargo	72-74-77-69-292	\$5,281.25	Cut	Joe Jimenez	74-78-152	\$775.00	Cut	Babe Hiskey	83-78-161	\$775.00
T-30	Walt Zembriski	70-78-76-68-292	\$5,281.25	Cut	Tony Jacklin	75-77-152	\$775.00	Cut	Arnold Palmer	75-86-161	\$775.00
38	Dave Eichelberger	74-75-72-72-293	\$3,500.00	Cut	Chuck Workman	78-74-152	\$775.00	Cut	Roger Watson	77-84-162	\$775.00
T-39	Harold Henning	70-80-70-74-294	\$2,768.75	Cut	Bobby Mitchell	73-79-152	\$775.00	Cut	John Morgan	84-78-162	\$775.00
T-39	Buddy Allin	74-71-74-75-294	\$2,768.75	Cut	Lynn Rosely	77-75-152	\$775.00	Cut	Freddie Haas	83-82-165	\$775.00
T-39	Randy Petri	72-74-75-73-294	\$2,768.75	Cut	Tommy Aaron	75-77-152	\$775.00	Cut	Jack Fleck	82-83-165	\$775.00
T-39	Bob Zimmerman	71-75-73-75-294	\$2,768.75	Cut	Paul Barkhouse	77-75-152	\$775.00	Cut	Gary Head	80-85-165	\$775.00
T-39	Malcolm Gregson	73-75-73-73-294	\$2,768.75	Cut	Terry Carlson	77-76-153	\$775.00	Cut	Charlie Stock	85-80-165	\$775.00
T-39	Gay Brewer	71-76-72-75-294	\$2,768.75	Cut	Deane Beman	77-76-153	\$775.00	Cut	Doug Ford	85-81-166	\$775.00
T-39	Roger Kennedy	73-76-72-73-294	\$2,768.75	Cut	Homero Blancas	78-75-153	\$775.00	Cut	Donnie Lindsey	84-86-170	\$775.00
T-39	Marion Heck	72-76-70-76-294	\$2,768.75	Cut	Bob Smith	74-79-153	\$775.00	Cut	Rex Baxter	82-90-172	\$775.00
47	Tom Shaw	70-76-74-75-295	\$2,300.00	Cut	Richard Martinez	77-76-153	\$775.00				
T-48	Randy Glover	71-72-74-79-296	\$2,116.67	Cut	Miller Barber	77-76-153	\$775.00				

Presented by Oldsmobile

1994 Raymond Floyd, one of golf's renowned front-runners, stumbled on the back nine of the Champion Course at PGA National Golf Club and handed the 55th PGA Seniors' Championship to Lee Trevino. It was Trevino's second PGA Seniors' Championship in three years, but perhaps his most surprising major triumph. Trevino watched as Floyd's four-stroke lead evaporated on the final nine holes.

Floyd dunked three shots in the water on two of the most demanding par-3 holes in senior golf. He quadruple-bogeyed the 164-yard 15th and double-bogeyed the 152-yard 17th to struggle in with a 75. Trevino's final-round 70 gave him a 72-hole total of 9-under-par 279, a stroke higher than his winning total in 1992. Trevino, who earned his 12th career tournament victory in Florida, finished with 108 putts — second best among a field of 144 players. Jim Colbert, who birdied the 18th hole for a 67, was runner-up at 280, and Floyd tied Dave Stockton for third at 282.

Champion: Lee Trevino, Jupiter Island, Fla.		
Site:	PGA National Golf Club (Champion Course)	
	Palm Beach Gardens, Fla.	
Date:	April 14-17	Purse: \$850,000
Par:	36-36-72 (6,702 yards)	
Field:	135	Cut at 153 78 players advanced



	Course Avg.	Under Par	At Par	Over Par	Round Leader	Low Round	Lee Trevino
Round 1:	75.9	14	14	105	Jim Dent	66 - Jim Dent	70 - T-7
Round 2:	76.2	17	6	112	L. Mowrey, R. Floyd	68 - Larry Mowrey	139 - (69) T-3
Round 3:	74.5	17	3	58	Ray Floyd	68 - Gibby Gilbert	209 - (70) 2nd
Round 4:	74.3	20	6	51	Lee Trevino	66 - Bruce Crampton	279 - (70) 1st
Totals:	75.47	68	29	326			

Championship Summary

Place	Name	Score	Winnings	Place	Name	Score	Winnings	Place	Name	Score	Winnings
1	Lee Trevino	70-69-70-70-279	\$115,000.00	T-46	Tommy Aycock	73-75-73-78-299	\$2,033.34	Cut	Marty Bohlen	81-74-155	\$750.00
2	Jim Colbert	68-71-74-67-280	\$85,000.00	T-46	Joe Jimenez	75-73-76-75-299	\$2,033.33	Cut	H. Butch Sweigart	80-75-155	\$750.00
T-3	Ray Floyd	69-69-69-75-282	\$57,500.00	T-46	Bill Kennedy	72-75-73-79-299	\$2,033.33	Cut	Jerry McGee	73-82-155	\$750.00
T-3	Dave Stockton	70-69-71-72-282	\$57,500.00	T-46	Lee Elder	73-74-72-80-299	\$2,033.33	Cut	Terry Dill	72-83-155	\$750.00
T-5	Isao Aoki	71-71-75-66-283	\$32,500.00	T-46	Tom Shaw	79-72-77-71-299	\$2,033.33	Cut	Dennis Bradley	76-79-155	\$750.00
T-5	DeWitt Weaver	72-73-70-68-283	\$32,500.00	T-52	Jimmy Powell	70-80-71-79-300	\$1,775.00	Cut	Tony Morosco	80-75-155	\$750.00
T-5	Dale Douglass	70-71-70-72-283	\$32,500.00	T-52	Marion Heck	72-78-73-77-300	\$1,775.00	Cut	Arnold Palmer	77-79-156	\$750.00
T-5	Chi Chi Rodriguez	73-72-69-69-283	\$32,500.00	T-52	Bob Carson	73-74-73-80-300	\$1,775.00	Cut	Thomas Dufresne	79-77-156	\$750.00
9	Jack Nicklaus	71-71-72-72-286	\$20,500.00	T-52	Orville Moody	75-74-78-73-301	\$1,775.00	Cut	Steve Lyles	76-80-156	\$750.00
T-10	Tom Wargo	72-80-70-65-287	\$16,500.00	T-56	Miller Barber	74-73-74-80-301	\$1,593.75	Cut	John Frillman	75-81-156	\$750.00
T-10	Bob Murphy	69-75-73-70-287	\$16,500.00	T-56	Don Maddox	77-75-72-77-301	\$1,593.75	Cut	Jack O'Keefe	79-77-156	\$750.00
T-10	Bob Charles	69-74-71-73-287	\$16,500.00	T-56	Charles Sifford	74-73-78-76-301	\$1,593.75	Cut	Jim Hardy	83-73-156	\$750.00
13	Jay Sigel	72-71-74-71-288	\$15,000.00	T-56	Dave Hill	77-73-78-73-301	\$1,593.75	Cut	Dick Goetz	76-80-156	\$750.00
14	Walt Zembriski	70-74-73-72-289	\$14,500.00	T-60	J. D. Turner	74-75-75-78-302	\$1,500.00	Cut	Al Kelley	81-76-157	\$750.00
T-15	Mike Hill	78-72-70-70-290	\$13,250.00	T-60	Robert Reith	80-70-76-76-302	\$1,500.00	Cut	Austin Straub	77-80-157	\$750.00
T-15	J. C. Snead	74-70-75-71-290	\$13,250.00	T-60	Tommy Horton	73-80-73-76-302	\$1,500.00	Cut	Ralph Terry	75-82-157	\$750.00
T-15	Gene Borek	72-76-71-71-290	\$13,250.00	T-63	Harold Henning	74-75-78-76-303	\$1,437.50	Cut	Robert Pfister	79-78-157	\$750.00
T-15	Tommy Aaron	71-70-75-74-290	\$13,250.00	T-63	Gene Ferrell	79-72-78-74-303	\$1,437.50	Cut	Pat Schwab	78-80-158	\$750.00
T-19	Gary Player	74-75-73-70-292	\$11,000.00	T-65	Tom Joyce	72-78-77-77-304	\$1,380.00	Cut	Stan Thirsk	83-75-158	\$750.00
T-19	Dick Hendrickson	73-74-74-71-292	\$11,000.00	T-65	Ben Smith	75-78-77-77-304	\$1,380.00	Cut	Roger Stern	77-81-158	\$750.00
T-19	Art Proctor	72-74-74-72-292	\$11,000.00	T-65	Mike Joyce	78-75-76-75-304	\$1,380.00	Cut	Don Massengale	80-78-158	\$750.00
T-19	Charles Coody	74-70-74-74-292	\$11,000.00	T-68	Calvin Peete	73-77-75-80-305	\$1,330.00	Cut	Terry Wilcox	81-78-159	\$750.00
T-19	Rocky Thompson	74-72-70-76-292	\$11,000.00	T-68	Lou Graham	79-73-78-75-305	\$1,330.00	Cut	Billy Maxwell	79-80-159	\$750.00
T-24	Larry Gilbert	76-73-74-70-293	\$8,500.00	T-70	Larry Mancour	74-75-73-84-306	\$1,290.00	Cut	Bob Hauer	83-76-159	\$750.00
T-24	Bill Hall	72-77-74-70-293	\$8,500.00	T-70	John Fourie	72-75-83-76-306	\$1,290.00	Cut	Bobby Nichols	78-82-160	\$750.00
T-24	Larry Ziegler	68-77-74-74-293	\$8,500.00	T-72	Dan Murphy	76-76-76-80-308	\$1,250.00	Cut	Lloyd Monroe	78-82-160	\$750.00
T-24	Graham Marsh	75-73-71-74-293	\$8,500.00	T-72	Martin Roesink	72-81-78-77-308	\$1,250.00	Cut	Chuck Workman	81-79-160	\$750.00
T-24	Kikuo Arai	72-71-74-76-293	\$8,500.00	74	Bill Robertson	80-73-77-79-309	\$1,220.00	Cut	James Ferriell Jr.	79-82-161	\$750.00
T-29	Simon Hobday	76-75-70-73-294	\$6,250.00	75	Robert Nichols	74-79-82-75-310	\$1,200.00	Cut	Dick James	81-80-161	\$750.00
T-29	Jim Dent	66-76-79-73-294	\$6,250.00	76	Ray Montgomery	77-76-80-78-311	\$1,180.00	Cut	Thomas Deaton	81-80-161	\$750.00
T-29	Gibby Gilbert	72-78-68-76-294	\$6,250.00	77	Freddie Haas	76-77-83-81-317	\$1,160.00	Cut	Phil Ferranti	79-82-161	\$750.00
T-29	Jack Kiefer	73-74-69-78-294	\$4,250.00	78	Bob Betley	75-76-81-WD	\$750.00	Cut	Ken Still	80-81-161	\$750.00
33	Gay Brewer	73-73-75-74-295	\$5,000.00	Cut	J. Banks Guyton	79-75-154	\$750.00	Cut	Al Krueger	83-79-162	\$750.00
T-34	Larry Laoretti	73-73-76-74-296	\$3,812.50	Cut	Jim Petralia	79-75-154	\$750.00	Cut	Doug Ford	83-79-162	\$750.00
T-34	Larry Mowry	70-68-85-73-296	\$3,812.50	Cut	Clayton Cole	81-73-154	\$750.00	Cut	Robin All	81-82-163	\$750.00
T-34	Rives McBee	75-75-74-72-296	\$3,812.50	Cut	Jerry Barber	77-77-154	\$750.00	Cut	Fred Hawkins	81-82-163	\$750.00
T-34	Tom Weiskopf	75-73-77-71-296	\$3,812.50	Cut	Dick Rhyan	74-80-154	\$750.00	Cut	Howell Fraser	78-85-163	\$750.00
T-38	Hisashi Suzumura	75-75-74-73-297	\$2,900.00	Cut	Bill Garrett	75-79-154	\$750.00	Cut	Bill Collins	80-85-165	\$750.00
T-38	Jim Albus	73-74-73-77-297	\$2,900.00	Cut	Mike O'Sullivan	75-79-154	\$750.00	Cut	Rex Baxter	80-86-166	\$750.00
T-38	Masaru Amano	75-76-75-71-297	\$2,900.00	Cut	George Bellino	78-76-154	\$750.00	Cut	Ken Burnette	85-83-168	\$750.00
T-41	Jack Fleck	77-70-73-78-298	\$2,500.00	Cut	Bob Goalby	75-79-154	\$750.00	Cut	Dudley Wysong	84-85-169	\$750.00
T-41	Bruce Crampton	77-76-71-74-298	\$2,500.00	Cut	Brian Waites	76-78-154	\$750.00	Cut	Jug McSpaden	90-81-171	\$750.00
T-41	Patrick O'Brien	71-71-76-80-298	\$2,500.00	Cut	Dave Philo	75-80-155	\$750.00	Cut	Hub Goyen Jr.	89-88-177	\$750.00
T-41	Harry Toscano	75-75-77-71-298	\$2,500.00	Cut	Mike Higgins	77-78-155	\$750.00	Cut	Marty Furgol	DNS	\$750.00
T-41	Dick Lotz	75-72-81-70-298	\$2,500.00	Cut	Kermit Zarley	76-79-155	\$750.00				
T-46	Bob Verwey	76-70-75-78-299	\$2,033.34	Cut	Tom Storey	82-73-155	\$750.00				


SENIOR PGA CHAMPIONSHIP

Presented by Oldsmobile

1993 Tom Wargo of Centralia, Ill., became the first PGA club professional since 1979 to win the PGA Seniors' Championship, defeating Bruce Crampton on the second extra hole. Both players had tied at 13-under-par 275 for 72 holes. In the process, Wargo won the hearts of club professionals everywhere and became a gallery favorite, as thousands of spectators followed him throughout one of the most dramatic PGA Seniors' Championships ever.

Crampton played a near-flawless 6-under-par 66 in the final round to force a playoff with Wargo, who scrambled throughout the final day for a 2-under-par 70. Wargo made a superb bunker save for par on the par-4, 412-yard 16th, and Crampton exploded his birdie putt three feet past the cup. At the par-3 17th, Crampton's 7-iron tee shot was pushed into a pond. Wargo safely played his ball into the middle of the green and two-putted for a winning par.

Champion: Tom Wargo, Centralia, Ill.		
Site: PGA National Golf Club (Champion Course)		
Palm Beach Gardens, Fla.		
Date: April 15-18	Purse: \$800,000	
Par: 36-36-72 (6,704)		
Field: 144	Cut at 151	74 players advanced



	Course Avg.	Under Par	At Par	Over Par	Round Leader	Low Round	Tom Wargo
Round 1:	76.6	14	11	117	Larry Ziegler	66 - Larry Ziegler	69 - T-4
Round 2:	74.4	35	7	99	Weiskopf, Snead	64 - Tom Weiskopf	138 - (69) T-3
Round 3:	74.3	12	12	50	Tom Wargo	67 - Tom Wargo and Arnold Palmer	205 - (67) 1st
Round 4:	73.0	27	12	35	Tom Wargo	66 - Bruce Crampton	275 - (70) 1st
Totals:	74.85	88	42	301			

Championship Summary

Place	Name	Score	Winnings	Place	Name	Score	Winnings	Place	Name	Score	Winnings
1	Tom Wargo	69-69-67-70-275	\$110,000.00	T-45	Seichi Kanai	77-71-76-72-296	\$2,062.50	Cut	Dick Smith	78-76-154	\$750.00
2	Bruce Crampton	73-67-69-66-275	\$80,000.00	T-49	Joe Jimenez	78-68-74-77-297	\$1,775.00	Cut	Bill Majure	75-79-154	\$750.00
3	Isao Aoki	72-67-69-71-279	\$60,000.00	T-49	Gay Brewer	71-72-75-79-297	\$1,775.00	Cut	Bobby Greenwood	81-73-154	\$750.00
T-4	Bob Charles	74-67-72-68-281	\$40,000.00	T-49	Jim King	76-75-72-74-297	\$1,775.00	Cut	Bob Pfister	78-76-154	\$750.00
T-4	Tom Weiskopf	73-64-72-72-281	\$40,000.00	T-49	Don January	75-70-79-73-297	\$1,775.00	Cut	Bob Williamson Jr.	81-73-154	\$750.00
6	Mike Hill	72-71-72-67-282	\$30,000.00	T-49	Dave Philo	77-73-74-73-297	\$1,775.00	Cut	Dudley Wysong Jr.	81-73-154	\$750.00
T-7	Orville Moody	72-70-72-70-283	\$22,500.00	T-49	Mike Joyce	77-72-77-71-297	\$1,775.00	Cut	Gene Carello	80-74-154	\$750.00
T-7	Jim Albus	70-68-73-72-283	\$22,500.00	55	Masaru Amano	78-73-74-73-298	\$1,600.00	Cut	Jesse Whittenton	81-74-155	\$750.00
T-9	Jack Nicklaus	69-71-73-71-284	\$16,000.00	T-56	Brian Huggett	74-75-78-72-299	\$1,525.00	Cut	David Jimenez	74-81-155	\$750.00
T-9	J.C. Snead	68-69-75-72-284	\$16,000.00	T-56	Charles Coody	73-76-78-72-299	\$1,525.00	Cut	Jerry Hinton	78-77-155	\$750.00
T-9	Larry Mowry	76-68-69-71-284	\$16,000.00	T-58	Ed Dalton	68-76-81-75-300	\$1,462.00	Cut	Bob Bruno	74-81-155	\$750.00
T-9	Harold Henning	69-70-73-72-284	\$16,000.00	T-58	Larry Laoretti	75-76-78-71-300	\$1,462.00	Cut	Paul Barkhouse	84-71-155	\$750.00
T-13	Tommy Aycock	70-70-75-70-285	\$14,000.00	T-60	Lee Elder	75-69-74-83-301	\$1,400.00	Cut	Mal Galletta Jr.	79-76-155	\$750.00
T-13	Raymond Floyd	77-67-72-69-285	\$14,000.00	T-60	Bob Brue	78-73-72-78-301	\$1,400.00	Cut	Ron Weber	81-74-155	\$750.00
T-13	Al Kelley	75-66-72-72-285	\$14,000.00	T-60	Lloyd Monroe	79-72-77-73-301	\$1,400.00	Cut	Mike Ballo	80-75-155	\$750.00
T-16	Gary Player	73-73-72-68-286	\$12,000.00	T-63	Dave Ragan	74-74-79-75-302	\$1,337.50	Cut	Jim Johnson	81-75-156	\$750.00
T-16	Rocky Thompson	72-70-73-71-286	\$12,000.00	T-63	Bobby Nichols	74-76-78-74-302	\$1,337.50	Cut	Joe McDermott	84-72-156	\$750.00
T-16	Jimmy Powell	70-71-74-71-286	\$12,000.00	65	Odell Trueblood	74-73-79-77-303	\$1,300.00	Cut	Art Proctor	81-75-156	\$750.00
T-16	George Archer	73-72-70-71-286	\$12,000.00	T-66	Hisashi Suzumura	79-71-76-78-304	\$1,270.00	Cut	Cliff Moore	79-77-156	\$750.00
T-16	Dale Douglass	74-69-70-73-286	\$12,000.00	T-66	Chuck Workman	72-78-77-77-304	\$1,270.00	Cut	John Fourie	81-75-156	\$750.00
T-21	Walt Zembriski	73-69-76-69-287	\$10,250.00	T-68	John Paul Cain	77-73-77-78-305	\$1,230.00	Cut	Jim Ferriell	74-82-156	\$750.00
T-21	Kermit Zarley	73-71-72-71-287	\$10,250.00	T-68	Ryosuke Ohita	73-73-84-75-305	\$1,230.00	Cut	Gene Borek	77-79-156	\$750.00
T-23	Dave Stockton	79-72-69-68-288	\$9,000.00	70	Al Krueger	75-75-78-79-307	\$1,200.00	Cut	Marion Heck	78-78-156	\$750.00
T-23	DeWitt Weaver	72-76-73-67-288	\$9,000.00	T-71	Doug Dalziel	75-76-80-77-308	\$1,170.00	Cut	Lloyd Harris	84-73-157	\$750.00
T-23	Lee Trevino	72-68-73-75-288	\$9,000.00	T-71	Hiroshi Ishii	76-73-83-76-308	\$1,170.00	Cut	Bob Wenz Jr.	82-75-157	\$750.00
26	Larry Gilbert	76-74-71-68-289	\$8,000.00	73	Tommy Aaron	79-71-75-84-309	\$1,140.00	Cut	George McKeown	81-76-157	\$750.00
T-27	Gibby Gilbert	73-73-74-70-290	\$6,500.00	74	Doug Sanders	76-75-82-79-312	\$1,120.00	Cut	Pat Schwab	77-80-157	\$750.00
T-27	Simon Hobday	72-73-74-71-290	\$6,500.00	Cut	Bob Carson	78-74-152	\$750.00	Cut	Dennis Bradley	78-79-157	\$750.00
T-27	Dick Hendrickson	70-75-75-70-290	\$6,500.00	Cut	Richie Bassett	77-75-152	\$750.00	Cut	Rocky Nelson	83-75-158	\$750.00
T-27	Harry Toscano	77-71-72-70-290	\$6,500.00	Cut	Mike McGinnis	76-76-152	\$750.00	Cut	Freddie Haas	79-80-159	\$750.00
T-27	Arnold Palmer	76-73-67-74-290	\$6,500.00	Cut	Dick Murphy	74-78-152	\$750.00	Cut	Sal Ruggiero	85-74-159	\$750.00
T-32	Ken Still	74-71-74-72-291	\$4,050.00	Cut	Bob Harrison	78-74-152	\$750.00	Cut	Gary Head	75-84-159	\$750.00
T-32	Jim Dent	73-70-76-72-291	\$4,050.00	Cut	Jim Logue	81-72-152	\$750.00	Cut	Bob Thatcher	79-80-159	\$750.00
T-32	Tommy Horton	74-73-70-74-291	\$4,050.00	Cut	Roger Kennedy	77-76-153	\$750.00	Cut	Gene Ferrell	84-76-160	\$750.00
T-32	Chi Chi Rodriguez	76-74-73-68-291	\$4,050.00	Cut	Jay Hyon	78-75-153	\$750.00	Cut	Terry Houser	80-81-161	\$750.00
T-32	Rives McBee	69-75-72-75-291	\$4,050.00	Cut	Larry Wheeler	80-73-153	\$750.00	Cut	Doug Ford	86-75-161	\$750.00
T-37	Miller Barber	70-75-75-72-292	\$2,950.00	Cut	Paul Biocini	77-76-153	\$750.00	Cut	Al Hanzl	86-75-161	\$750.00
T-37	Tom Shaw	72-67-77-76-292	\$2,950.00	Cut	Ron Castillo Sr.	77-76-153	\$750.00	Cut	Gerry Mehlert	81-81-162	\$750.00
T-39	Don Massengale	74-71-76-72-293	\$2,650.00	Cut	Fred Hawkins	76-77-153	\$750.00	Cut	Bob Ross	83-79-162	\$750.00
T-39	Larry Ziegler	66-76-75-76-293	\$2,650.00	Cut	Lou Graham	77-76-153	\$750.00	Cut	Rex Baxter	82-80-162	\$750.00
T-39	Bob Murphy	74-75-74-70-293	\$2,650.00	Cut	Laurie Hammer	78-75-153	\$750.00	Cut	Howell Fraser	82-82-164	\$750.00
T-39	Mike O'Sullivan	71-74-72-76-293	\$2,650.00	Cut	Roland Stafford	76-78-154	\$750.00	Cut	Tim Berg	83-82-165	\$750.00
43	John Frillman	77-70-74-73-294	\$2,400.00	Cut	Billy Maxwell	77-77-154	\$750.00	Cut	Mickey Powell	83-83-166	\$750.00
44	Stan Thirsk	72-73-71-79-295	\$2,300.00	Cut	Jerry Barber	79-75-154	\$750.00	Cut	Craig Shankland	80-86-166	\$750.00
T-45	Terry Dill	74-70-73-79-296	\$2,062.50	Cut	Charles Sifford	81-73-154	\$750.00	Cut	Buck Adams	81-85-166	\$750.00
T-45	Jack Kiefer	74-74-75-73-296	\$2,062.50	Cut	Charlie Huckaby	79-75-154	\$750.00	Cut	Dow Finsterwald	87-82-169	\$750.00
T-45	Jim Colbert	72-77-74-73-296	\$2,062.50	Cut	Ray Montgomery	81-73-154	\$750.00	Cut	H. Jug McSpaden	84-92-176	\$750.00

Presented by Oldsmobile

1992 Lee Trevino captured his first PGA Seniors' Championship in dramatic fashion, knocking in par-saving putts on the final two holes to finish at 10-under-par 278, holding off by one stroke, Mike Hill, whose final-round 69 was the day's low effort.

The 52-year-old Trevino, pocketing a tournament-record winner's share of \$100,000, became the 10th player to have won the PGA Championship (1974, '84) and the PGA Seniors' Championship.

Champion: Lee Trevino, Jupiter Island, Fla.		
Site: PGA National Golf Club (Champion Course)		
Palm Beach Gardens, Fla.		
Date: April 18-21	Purse: \$700,000	
Par: 36-36-72 (6,718 Yards)		
Field: 144	Cut at: 153	77 players advanced



	Course Avg.	Under Par	At Par	Over Par	Round Leader	Low Round	Lee Trevino
Round 1:	78.05	7	4	132	G. Player, R. Ziegler	69 - G. Player, R. Ziegler	72 - T-8
Round 2:	74.46	13	12	117	L. Trevino	64 - L. Trevino	136 - (64) 1st
Round 3:	74.66	14	3	60	L. Trevino	65 - B. Charles	207 - (71) 1st
Round 4:	75.75	9	4	64	L. Trevino	69- M. Hill	278 - (71) 1st
Totals:	76.54	43	23	363			

Championship Summary

Place	Name	Score	Winnings	Place	Name	Score	Winnings	Place	Name	Score
1	Lee Trevino	72-64-71-71-278	\$100,000.00	T-47	David Philo	79-73-77-74-303	\$1,775.00	Cut	Charles Sifford	81-76-157
2	Mike Hill	73-70-67-69-279	\$70,000.00	T-47	Tom Shaw	80-73-77-73-303	\$1,775.00	Cut	Bill Collins	81-77-158
3	Chi Chi Rodriguez	70-72-68-70-280	\$50,000.00	T-51	Simon Hobday	78-77-76-73-304	\$1,625.00	Cut	Lee Elder	81-77-158
4	Dave Stockton	71-71-68-74-284	\$35,000.00	T-51	Ben Smith	81-72-78-73-304	\$1,625.00	Cut	Howell Fraser	77-81-158
5	Gary Player	69-71-75-70-285	\$27,500.00	T-53	Ray Montgomery	76-75-77-77-305	\$1,500.00	Cut	Tommy Jacobs	79-79-158
6	Harold Henning	72-70-70-74-286	\$22,500.00	T-53	Rocky Nelson	79-74-75-77-305	\$1,500.00	Cut	Bob Kinard	81-77-158
T-7	Bob Charles	77-71-65-74-287	\$19,000.00	T-53	Jim O'Hern	80-72-77-76-305	\$1,500.00	Cut	Dick Murphy	79-79-158
T-7	Al Kelley	74-69-70-74-287	\$19,000.00	T-56	George Bellino	79-74-78-75-306	\$1,325.00	Cut	Bob Rosburg	82-76-158
9	Doug Dalziel	70-73-72-73-288	\$16,000.00	T-56	Gay Brewer	76-79-73-78-306	\$1,325.00	Cut	Stan Thirsk	79-79-158
T-10	Al Geiberger	77-68-73-73-291	\$14,500.00	T-56	Bruce Devlin	73-76-76-81-306	\$1,325.00	Cut	Skip Whittet	79-79-158
T-10	Jack Nicklaus	73-68-74-76-291	\$14,500.00	T-56	Bob Verwey	78-75-77-76-306	\$1,325.00	Cut	Bud Williamson	77-81-158
T-10	DeWitt Weaver	71-72-75-73-291	\$14,500.00	T-60	Bobby Nichols	77-78-75-77-307	\$1,212.50	Cut	Dick Goetz	79-80-159
13	George Archer	74-72-71-75-292	\$13,500.00	T-60	Robert Zimmerman	75-79-74-79-307	\$1,212.50	Cut	Fred Hawkins	82-77-159
T-14	Jim Dent	76-72-71-74-293	\$12,000.00	T-62	Cotton Dunn	72-80-78-78-308	\$1,162.50	Cut	Marion Heck	80-79-159
T-14	Dale Douglass	76-72-74-71-293	\$12,000.00	T-62	Ryosuke Ohta	75-76-80-77-308	\$1,162.50	Cut	Tom Joyce	78-81-159
T-14	Orville Moody	74-74-74-71-293	\$12,000.00	64	Mike Joyce	77-75-78-79-309	\$1,125.00	Cut	Fred Marti	82-77-159
T-14	Hisashi Suzumura	76-75-68-74-293	\$12,000.00	T-65	Hiroshi Ishii	74-81-76-80-311	\$1,080.00	Cut	Jack Freeman	84-76-160
T-14	Rocky Thompson	73-73-74-73-293	\$12,000.00	T-65	Bill Majure	78-75-79-79-311	\$1,080.00	Cut	Babe Hisey	80-80-160
T-19	Bruce Crampton	74-73-75-72-294	\$10,000.00	T-65	Art Proctor	76-78-81-76-311	\$1,080.00	Cut	Willard Scholl	82-78-160
T-19	Gibby Gilbert	76-72-69-77-294	\$10,000.00	T-68	Bill Eschenbrenner	75-80-79-78-312	\$1,020.00	Cut	Bob Thatcher	81-79-160
T-19	Larry Laoretti	77-74-70-73-294	\$10,000.00	T-68	Terry Houser	75-79-77-81-312	\$1,020.00	Cut	Rex Baxter	84-77-161
T-22	Jim Albus	74-70-74-77-295	\$7,750.00	T-68	Steve Spray	76-78-80-78-312	\$1,020.00	Cut	Ron Castillo	84-77-161
T-22	Tommy Aycok	72-73-77-73-295	\$7,750.00	71	Larry Mancour	74-80-75-84-313	\$980.00	Cut	Doug Ford	80-81-161
T-22	John Paul Cain	74-73-76-72-295	\$7,750.00	72	Nick Berklich	76-77-75-86-314	\$960.00	Cut	Jay Hyon	79-82-161
T-22	Dick Hendrickson	70-74-75-76-295	\$7,750.00	73	Tim Berg	80-74-75-86-315	\$940.00	Cut	Robert Pfister	79-82-161
T-22	Min-nan Hsieh	76-72-73-74-295	\$7,750.00	T-74	John Brodie	81-74-81-80-316	\$900.00	Cut	Monty Sanders	83-78-161
T-22	Larry Ziegler	69-74-75-77-295	\$7,750.00	T-74	Jerry Hinton	76-79-83-78-316	\$900.00	Cut	Frank Freer	81-81-162
T-28	Don Massengale	75-74-75-72-296	\$5,750.00	T-74	Richard Martinez	78-77-82-79-316	\$900.00	Cut	Alex Redmond	83-79-162
T-28	Doug Sanders	73-72-74-77-296	\$5,750.00	77	Bob Wynn	79-74-77-89-319	\$860.00	Cut	Chuck Scally	82-80-162
T-30	Jim Colbert	77-74-72-74-297	\$4,750.00	Cut	Jerry Barber	79-77-156		Cut	Roland Stafford	83-79-162
T-30	J. C. Sneed	78-71-74-74-297	\$4,750.00	Cut	Paul Barkhouse	79-77-156		Cut	Fred Haas	80-83-163
T-32	Butch Baird	75-77-75-71-298	\$3,150.00	Cut	Bob Brue	78-78-156		Cut	Gary Head	81-82-163
T-32	Homero Blancas	77-74-76-71-298	\$3,150.00	Cut	Terry Dill	80-76-156		Cut	John Ramsey	87-76-163
T-32	Gary Cowan	80-71-75-72-298	\$3,150.00	Cut	Robert Gaona	75-81-156		Cut	Gordon Waldespuhl	88-75-163
T-32	Dave Hill	75-74-75-74-298	\$3,150.00	Cut	Hideo Jibiki	80-76-156		Cut	Gene Carello	79-86-165
T-32	Lloyd Monroe	78-72-71-77-298	\$3,150.00	Cut	Joe Jimenez	76-80-156		Cut	Ralph Derooy	82-83-165
T-32	Richard Rhyan	74-77-73-74-298	\$3,150.00	Cut	Jack Kiefer	78-78-156		Cut	Bill Erfurth	84-82-166
38	Rives McBee	75-73-73-78-299	\$2,600.00	Cut	Joe McDermott	82-74-156		Cut	Mal McMullen	88-78-166
T-39	Tommy Aaron	74-79-71-76-300	\$2,350.00	Cut	Earl Puckett	75-81-156		Cut	Bob Ross	87-79-166
T-39	Richard Bassett	77-74-78-71-300	\$2,350.00	Cut	Dave Ragan	79-77-156		Cut	George Buzzini	84-83-167
T-39	Bill Kennedy	77-76-74-73-300	\$2,350.00	Cut	Kyle Burton	80-77-157		Cut	Raymond Streeter	88-80-168
T-39	Walter Zembriski	73-72-75-80-300	\$2,350.00	Cut	Larry Campbell	80-77-157		Cut	Mal Galletta	83-86-169
T-43	Robert Boldt	75-75-73-79-302	\$1,987.50	Cut	Joe Carr	79-78-157		Cut	Banks Guyton	84-85-169
T-43	Bob Carson	78-71-77-76-302	\$1,987.50	Cut	John Frillman	80-77-157		Cut	Buddy Overholser	88-81-169
T-43	Larry Mowry	75-77-73-77-302	\$1,987.50	Cut	Tommy Horton	78-79-157		Cut	Charlie Moore	88-84-172
T-43	Lynn Rosely	77-76-76-73-302	\$1,987.50	Cut	Jim Logue	81-76-157		Cut	Pat Chartrand	82-92-174
T-47	Gene Borek	73-77-72-81-303	\$1,775.00	Cut	Billy Maxwell	80-77-157		WD	Marty Furgol	-
T-47	Arnold Palmer	77-73-77-76-303	\$1,775.00	Cut	Jimmy Powell	79-78-157		WD	Miller Barber	82

Presented by Oldsmobile

1991 Jack Nicklaus led from start to finish, firing a 17-under-par 271, to win the 1991 PGA Seniors' Championship by six strokes over Bruce Crampton.

It was Nicklaus' fourth win in six senior events since turning 50 in January 1990. It was the fifth time Crampton had finished runner-up in a major championship — each time to Nicklaus.

Crampton trailed Nicklaus by eight strokes after three rounds and was never closer than six. Nicklaus built a nine-stroke lead after a birdie and a Crampton bogey on the ninth hole, and a 10-stroke lead when Crampton three-putted No. 11, his second three-putt in three holes.

Nicklaus' 271 was 10 strokes less than the previous tournament best on the Champion Course site, host of nine PGA Seniors' Championships.

Champion: Jack Nicklaus, North Palm Beach, Fla.		
Site: PGA National Golf Club (Champion Course)		
Palm Beach Gardens, Fla.		
Date: April 18-21	Purse: \$550,000	
Par: 36-36-72 (6,630 Yards)		
Field: 144	Cut at 151	75 players advanced



	Course Avg.	Under Par	At Par	Over Par	Round Leader	Low Round	Jack Nicklaus
Round 1:	76.2	16	14	113	Jack Nicklaus	66 - Jack Nicklaus	66 - 1st
Round 2:	75.7	20	16	105	Jack Nicklaus	66 - J. Nicklaus, Jim Dent	132 - (66) 1st
Round 3:	73.6	24	9	42	Jack Nicklaus	68 - J. Ferree, J. Jimenez, G. Archer, G. Player, B. Charles	201 - (69) 1st
Round 4:	76.3	7	5	63	Jack Nicklaus	68 - Bruce Crampton	271 - (70) 1st
Totals:	75.62	67	44	323			


Championship Summary

Place	Name	Score	Winnings	Place	Name	Score	Winnings	Place	Name	Score
1	Jack Nicklaus	66-66-69-70-271	\$85,000.00	T-48	Doug Sanders	73-72-78-76-299	\$1,500.00	Cut	Howell Fraser	73-83-156
2	Bruce Crampton	72-67-70-68-277	\$55,000.00	T-51	Dan Morgan	76-74-72-78-300	\$1,375.00	Cut	Hub Goyen	78-78-156
3	Bob Charles	72-71-68-71-282	\$40,000.00	T-51	Jim O'Hern	77-72-73-78-300	\$1,375.00	Cut	Casmere Jawor	79-77-156
4	Homero Blancas	70-72-70-71-283	\$30,000.00	T-53	Gene Borek	78-71-80-73-302	\$1,164.28	Cut	Pat Schwab	80-76-156
5	George Archer	68-74-68-74-284	\$25,000.00	T-53	Steve Bull	79-72-73-78-302	\$1,164.28	Cut	Tommy Atchison	81-76-157
T-6	Jim Dent	71-66-75-73-285	\$18,725.00	T-53	Gene Dixon	73-77-74-78-302	\$1,164.29	Cut	Don Bies	79-78-157
T-6	Rocky Thompson	72-72-72-69-285	\$18,725.00	T-53	Bill Garrett	75-73-78-76-302	\$1,164.28	Cut	Tim Debaufre	74-83-157
T-8	Jim Colbert	73-67-72-74-286	\$14,150.00	T-53	Lloyd Harris	75-75-71-81-302	\$1,164.29	Cut	Mac Main	77-80-157
T-8	Orville Moody	72-72-70-72-286	\$14,150.00	T-53	Al Krueger	73-76-74-79-302	\$1,164.29	Cut	Bill Majure	77-80-157
T-8	Gary Player	73-73-68-72-286	\$14,150.00	T-53	David Philo	70-74-78-80-302	\$1,164.29	Cut	Earl Puckett	80-77-157
11	Lee Trevino	72-72-72-71-287	\$12,000.00	T-60	Mike Joyce	75-75-75-78-303	\$990.00	Cut	Mike Burke	78-80-158
T-12	Larry Laoretti	74-69-69-76-288	\$10,500.00	T-60	Buddy Overholser	77-72-78-76-303	\$990.00	Cut	Dick Canney	78-80-158
T-12	Chi Chi Rodriguez	73-72-70-73-288	\$10,500.00	T-62	Lee Elder	75-73-74-82-304	\$930.00	Cut	Bob Ford	86-72-158
T-14	Bruce Devlin	71-71-75-72-289	\$8,500.00	T-62	Chick Evans	71-76-78-79-304	\$930.00	Cut	John Frillman	77-81-158
T-14	Dick Hendrickson	69-71-73-76-289	\$8,500.00	T-62	Mickey Powell	77-72-76-79-304	\$930.00	Cut	Chuck Workman	82-76-158
T-14	Tom Joyce	67-71-75-76-289	\$8,500.00	T-62	Lynn Rosely	74-73-78-79-304	\$930.00	Cut	Bill Collins	78-81-159
T-17	Dave Hill	73-73-70-74-290	\$7,000.00	T-66	Larry Mowry	72-75-81-77-305	\$885.00	Cut	Jack O'Keefe	80-79-159
T-17	Richard Rhyan	72-73-69-76-290	\$7,000.00	T-66	Adolph Popp	72-76-78-79-305	\$885.00	Cut	Johnny Powell	83-76-159
T-17	Walter Zembriski	71-71-75-73-290	\$7,000.00	T-68	Fred Hawkins	74-77-73-83-307	\$865.00	Cut	Ken Towns	75-84-159
T-20	Miller Barber	71-75-71-74-291	\$5,200.00	T-68	Teruo Suzumura	78-72-78-79-307	\$865.00	Cut	Odell Trueblood	81-78-159
T-20	John Brodie	71-75-72-73-291	\$5,200.00	70	Wayne Kelley	76-73-75-86-310	\$850.00	Cut	Kesahiko Uchida	78-81-159
T-20	Dale Douglass	72-71-76-72-291	\$5,200.00	71	Bob Ross	78-73-76-84-311	\$600.00	Cut	Jerry Barber	84-76-160
T-20	Jim Ferree	72-76-68-75-291	\$5,200.00	72	Dave Ragan	77-74-83-79-313	\$600.00	Cut	Tommy Jacobs	81-79-160
T-20	Harold Henning	71-71-72-77-291	\$5,200.00	73	Gordon Waldespuhl	75-75-84-81-315	\$600.00	Cut	Charlie Moore	81-79-160
T-25	Richard Crawford	76-67-72-77-292	\$3,700.00	74	Ben Smith	76-75-80-85-316	\$600.00	Cut	Bill Sporre	84-76-160
T-25	Joe Jimenez	74-76-68-74-292	\$3,700.00	75	Charlie Stock	77-72-85-90-324	\$600.00	Cut	Bud Williamson	81-79-160
T-25	George Lanning	74-67-71-80-292	\$3,700.00	Cut	Dan Murphy	79-73-152		Cut	Ange Alberico	83-78-161
T-25	Jimmy Powell	74-72-73-73-292	\$3,700.00	Cut	Arnold Palmer	74-78-152		Cut	Cotton Dunn	78-83-161
T-29	Mike Hill	72-73-71-77-293	\$3,100.00	Cut	Stan Thirsk	77-75-152		Cut	Mike O'Sullivan	85-76-161
T-29	Bobby Nichols	72-74-73-74-293	\$3,100.00	Cut	Larry Ziegler	73-79-152		Cut	Larry Wheeler	80-81-161
T-31	Tommy Aaron	73-71-75-75-294	\$2,700.00	Cut	Roger Ginsberg	75-78-153		Cut	Joe Lopez Sr.	74-88-162
T-31	Butch Baird	76-74-70-74-294	\$2,700.00	Cut	Billy Maxwell	78-75-153		Cut	Dick Plummer	83-79-162
T-31	Simon Hobday	72-76-72-74-294	\$2,700.00	Cut	Shozo Miyamota	76-77-153		Cut	Doug Ford	83-80-163
T-31	Al Kelley	73-70-73-78-294	\$2,700.00	Cut	Hisashi Suzumura	78-75-153		Cut	Bob Kinard	82-81-163
T-31	Don Massengale	70-78-70-76-294	\$2,700.00	Cut	Bob Watson	75-78-153		Cut	Dudley Wysong	82-81-163
T-36	Bob Brue	73-75-75-72-295	\$2,300.00	Cut	George Bellino	74-80-154		Cut	Jack Fleck	76-88-164
T-36	Terry Dill	72-75-75-73-295	\$2,300.00	Cut	Marion Heck	82-72-154		Cut	Charles Knowles	82-82-164
T-36	Don January	75-75-69-76-295	\$2,300.00	Cut	Dick Howell	77-77-154		Cut	Tom Shaw	85-79-164
T-39	Gay Brewer	75-74-77-70-296	\$1,962.50	Cut	Paul Messner	79-75-154		Cut	Rex Baxter	83-83-166
T-39	Jack Kiefer	74-72-70-80-296	\$1,962.50	Cut	Art Proctor	77-77-154		Cut	Kiyokuni Kimoto	84-83-167
T-39	Phil Rodgers	69-76-74-77-296	\$1,962.50	Cut	Larry Romjue	76-78-154		Cut	Dick Schwartz	87-82-169
T-39	Brian Waites	76-75-71-74-296	\$1,962.50	Cut	J. C. Snead	74-80-154		Cut	Jug McSpaden	88-85-173
T-43	Frank Beard	75-70-74-78-297	\$1,725.00	Cut	Buck Adams	78-77-155		Cut	Pete Cooper	97-83-180
T-43	Rolf Deming	69-76-73-79-297	\$1,725.00	Cut	Billy Farrell	76-79-155		WD	Jim Albus	-
T-43	Bob Rietz	75-73-70-79-297	\$1,725.00	Cut	Wayne Morris	74-81-155		WD	Tommy Bolt	-
T-43	Charles Sifford	76-71-75-75-297	\$1,725.00	Cut	Robert Rawlins	74-81-155		WD	Ed Furgol	-
47	DeWitt Weaver	76-73-70-79-298	\$1,600.00	Cut	Art Silvestrone	79-76-155		WD	Bob Betley	78
T-48	John Paul Cain	75-71-72-81-299	\$1,500.00	Cut	Alex Tedmond	78-77-155		WD	Lou Graham	83
T-48	Rives McBee	73-78-74-74-299	\$1,500.00	Cut	Nunzio Ciampi	78-78-156				

Presented by Oldsmobile

1990 With one of the strongest fields ever assembled for the oldest professional senior event in golf, Gary Player coasted to his third PGA Seniors' Championship, with a 7-under-par 281. Player finished two strokes ahead of runner-up Chi Chi Rodriguez – and four strokes ahead of Jack Nicklaus and Lee Trevino – to earn the winner's check of \$75,000. Player's four rounds were identical to those posted by 1989 PGA Seniors' Champion Larry Mowry.

Champion: Gary Player, Alauqa, Fla.		
Site: PGA National Golf Club (Champion Course)		
Palm Beach Gardens, Fla.		
Date: April 12-15	Purse: \$450,000	
Par: 36-36-72 (6,630 Yards)		
Field: 144	Cut at: 157	77 players advanced



	Course Avg.	Under Par	At Par	Over Par	Round Leader	Low Round	Gary Player
Round 1:	78.3	5	5	133	Jack Nicklaus	68 - Jack Nicklaus	74 - T-19
Round 2:	79.0	7	3	131	G. Player, H. Henning	67 - Lee Trevino	143 - (69) T-2
Round 3:	76.1	8	4	66	Gary Player	65 - Gary Player	208 - (65) 1st
Round 4:	75.8	6	7	64	Gary Player	66 - C. Rodriguez	281 - (73) 1st
Totals:	77.69	26	19	394			

■ Championship Summary

Place	Name	Score	Winnings	Place	Name	Score	Winnings	Place	Name	Score
1	Gary Player	74-69-65-73-281	\$75,000.00	T-47	Jim O'Hern	72-78-80-76-306	\$1,175.00	Cut	Jerry Coats	76-85-161
2	Chi Chi Rodriguez	74-70-73-66-283	\$45,000.00	T-51	Billy Maxwell	74-79-76-78-307	\$1,010.00	Cut	Buddy Demling	79-82-161
T-3	Jack Nicklaus	68-78-67-72-285	\$25,000.00	T-51	Adolph Popp	73-82-79-73-307	\$1,010.00	Cut	Fran Deschaine	82-79-161
T-3	Lee Trevino	77-67-70-71-285	\$25,000.00	T-51	Art Proctor	75-74-85-73-307	\$1,010.00	Cut	Tom Shaw	79-82-161
5	George Archer	72-72-73-72-289	\$16,000.00	T-51	Doug Sanders	72-81-77-77-307	\$1,010.00	Cut	Ken Towns	82-79-161
6	Miller Barber	75-73-68-76-292	\$15,000.00	T-55	Tommy Aaron	80-71-84-73-308	\$950.00	Cut	Ronald Weber	75-86-161
7	Dale Douglass	71-73-74-75-293	\$14,000.00	T-55	Bob Erickson	76-80-76-76-308	\$950.00	Cut	Rex Baxter	76-86-162
8	Al Kelley	71-77-74-73-295	\$13,000.00	T-55	Bobby Nichols	76-78-76-78-308	\$950.00	Cut	Mike Burke	77-85-162
T-9	Don Bies	74-75-73-74-296	\$10,500.00	T-58	Roberto De Vincenzo	75-75-79-80-309	\$915.00	Cut	Al Chandler	83-79-162
T-9	Lou Graham	76-76-72-72-296	\$10,500.00	T-58	Howell Fraser	79-76-78-76-309	\$915.00	Cut	John Frillman	79-83-162
T-9	Harold Henning	74-69-81-72-296	\$10,500.00	T-58	Fred Hawkins	74-79-80-76-309	\$915.00	Cut	Quinton Gray	79-83-162
T-9	Larry Ziegler	73-75-75-73-296	\$10,500.00	T-58	Dick Hendrickson	78-75-79-77-309	\$915.00	Cut	Bill Majure	80-82-162
T-13	Bruce Crampton	76-73-71-77-297	\$8,000.00	T-62	Jack Fleck	75-76-85-74-310	\$885.00	Cut	Jimmy Powell	72-90-162
T-13	Rives McBee	75-75-72-75-297	\$8,000.00	T-62	Ken Still	78-77-87-68-310	\$885.00	Cut	John Scheffler	83-79-162
T-13	Arnold Palmer	80-73-73-71-297	\$8,000.00	T-64	Bruce Devlin	83-74-77-77-311	\$860.00	Cut	Raymond Streeter	81-81-162
T-16	Frank Beard	74-71-76-77-298	\$6,275.00	T-64	Gene Dixon	81-75-78-77-311	\$860.00	Cut	Nick Berklich	80-83-163
T-16	Terry Dill	75-77-72-74-298	\$6,275.00	T-64	Bob Reith	76-81-79-75-311	\$860.00	Cut	Paul Messner	76-87-163
T-16	Mike Hill	71-78-76-73-298	\$6,275.00	T-67	George Bellino	75-82-73-82-312	\$840.00	Cut	Harvey Bostic	82-82-164
T-16	Richard Rhyan	77-76-74-71-298	\$6,275.00	T-68	Larry Mowry	76-78-75-84-313	\$825.00	Cut	Bob Thatcher	81-83-164
T-20	Joe Carr	75-73-74-77-299	\$5,000.00	T-68	Ted Naff	77-77-76-83-313	\$825.00	Cut	Carl Unis	79-85-164
T-20	Don Massengale	72-76-73-78-299	\$5,000.00	T-70	John Molenda	76-81-80-77-314	\$655.00	Cut	Kyle Burton	82-84-166
T-22	Jim Ferree	71-77-77-75-300	\$4,066.67	T-70	Harlan Stevenson	77-77-82-78-314	\$655.00	Cut	Dick Carmody	86-80-166
T-22	Larry Laoretti	77-76-71-76-300	\$4,066.66	72	Gene Borek	73-80-76-87-316	\$500.00	Cut	Paul Kelly	84-82-166
T-22	Larry Mancour	76-73-77-74-300	\$4,066.67	T-73	Cotton Dunn	75-80-80-82-317	\$500.00	Cut	Mal McMullen	84-82-166
T-25	Jerry Barber	73-79-71-78-301	\$3,300.00	T-73	J. C. Goosie	73-84-80-80-317	\$500.00	Cut	Clifford Moore	86-80-166
T-25	George Lanning	76-78-74-73-301	\$3,300.00	T-73	Chuck Huckaby	81-76-79-81-317	\$500.00	Cut	Deray Simon	83-83-166
T-25	Charles Sifford	75-73-80-73-301	\$3,300.00	76	Gene Thompson	76-81-82-79-318	\$500.00	Cut	Bill Byars	90-77-167
T-25	Ralph Terry	73-73-77-78-301	\$3,300.00	77	Bob Ross	76-81-85-80-322	\$500.00	Cut	Walker Inman	87-80-167
T-29	Bob Brue	76-72-79-75-302	\$2,400.00	Cut	Chick Evans	83-75-158		Cut	Earl Puckett	87-80-167
T-29	John Paul Cain	74-80-76-72-302	\$2,400.00	Cut	Bob Goalby	79-79-158		Cut	George Thomas	82-86-168
T-29	Bob Charles	75-75-73-79-302	\$2,400.00	Cut	David Jimenez	79-79-158		Cut	Dick Canney	84-85-169
T-29	Al Geiberger	76-75-74-77-302	\$2,400.00	Cut	Jim King	79-79-158		Cut	Ray Montgomery	83-86-169
T-29	Mike Joyce	81-71-73-77-302	\$2,400.00	Cut	Carl Lohren	76-82-158		Cut	Bill Halvorson	81-90-171
T-29	Orville Moody	76-73-75-78-302	\$2,400.00	Cut	George McKewon	80-78-158		Cut	Jennings House	85-87-172
T-29	Paul Moran	74-77-74-77-302	\$2,400.00	Cut	John McMullen	77-81-158		Cut	Phil Hewitt	89-85-174
T-29	Dan Morgan	81-76-73-72-302	\$2,400.00	Cut	Dick Plummer	78-80-158		Cut	Jug McSpaden	89-85-174
T-29	Gordon Waldespuhl	74-79-72-77-302	\$2,400.00	Cut	Dave Ragan	74-84-158		Cut	Pete Cooper	86-91-177
T-38	Butch Baird	74-76-76-77-303	\$1,750.00	Cut	Brian Waites	80-78-158		Cut	Ted Kroll	90-87-177
T-38	Charles Coody	74-73-79-77-303	\$1,750.00	Cut	Tommy Jacobs	77-82-159		Cut	Joe Cardenas	90-88-178
T-38	Jim Dent	78-72-74-79-303	\$1,750.00	Cut	Don Lindsey	81-78-159		Cut	Don Smith	98-81-179
T-38	DeWitt Weaver	73-82-78-70-303	\$1,750.00	Cut	Dick Sarta	78-81-159		Cut	Peter Carriell	87-94-181
T-42	Homero Blancas	79-77-77-74-304	\$1,425.00	Cut	Stan Thirsk	77-82-159		Cut	Ed Furgol	96-96-192
T-42	Joe Jimenez	79-74-71-77-304	\$1,425.00	Cut	Fred Haas Jr.	77-83-160		WD	Ange Alberico	-
T-42	Joe Lopez Sr.	79-77-74-74-304	\$1,425.00	Cut	Mike McGinnis	77-83-160		WD	Bill Collins	-
T-42	Walter Zembriski	80-75-77-72-304	\$1,425.00	Cut	Gene Mitchell	82-78-160		WD	Marty Furgol	-
46	Casmere Jawor	76-79-77-73-305	\$1,300.00	Cut	Alex Redmond	81-79-160		WD	Lee Elder	78
T-47	Gay Brewer	76-80-74-76-306	\$1,175.00	Cut	Jack Webb	75-85-160		DQ	Ben Smith	79
T-47	Doug Dalziel	77-74-73-82-306	\$1,175.00	Cut	Tim Berg	84-77-161		DQ	Doug Ford	-
T-47	Roger Ginsberg	73-73-83-77-306	\$1,175.00	Cut	Robert Boldt	83-78-161				

1989 Larry Mowry, a 52-year old former mini-tour standout from Atlanta, fired a 7-under-par 281 to edge Miller Barber and Al Geiberger by one stroke. Mowry won 106 mini-tour events and three Senior PGA Tour events before his victory in Palm Beach Gardens, Fla.

Champion: Larry Mowry, Atlanta		
Site: PGA National Golf Club (Champion Course)		
Palm Beach Gardens, Fla.		
Date: Feb. 9-12	Purse: \$400,000	
Par: 36-36-72 (6,530 Yards)		
Field: 143	Cut at: 155	69 players advanced



	Course Avg.	Under Par	At Par	Over Par	Round Leader	Low Round	Larry Mowry
Round 1:	78.5	7	6	127	Mike Hill	67 - Mike Hill	74 - T-21
Round 2:	77.3	11	6	122	Mike Hill	69 - M. Barber, L. Mowry, J. Powell	143 - (69) T-5
Round 3:	74.2	12	7	50	Larry Mowry	65 - Larry Mowry	208 - (65) T-5
Round 4:	73.9	18	7	44	Larry Mowry	68 - C. Rodriguez	281 - (73) 1st
Totals:	76.62	48	26	343			


Championship Summary

Place	Name	Score	Winnings	Place	Name	Score	Winnings	Place	Name	Score
1	Larry Mowry	74-69-65-73-281	\$72,000.00	T-47	John Frillman	78-73-74-77-302	\$1,057.60	Cut	Wayne Morris	81-79-160
2	Miller Barber	72-69-70-71-282	\$35,200.00	T-47	Larry Mancour	78-76-74-74-302	\$1,057.60	Cut	Auggie Navarro	81-79-160
T-2	Al Geiberger	69-70-72-71-282	\$35,200.00	T-47	Dave Ragan	78-75-77-72-302	\$1,057.60	Cut	George Schneider	78-82-160
T-4	Dave Hill	73-72-70-72-287	\$16,533.00	T-47	Richard Rhyan	74-81-74-73-302	\$1,057.60	Cut	Joel Taylor	84-76-160
T-4	Mike Hill	67-71-74-75-287	\$16,533.34	52	Earl Puckett	78-75-76-75-304	\$960.00	Cut	Chuck Workman	83-77-160
T-4	Joe Jimenez	72-70-72-73-287	\$16,533.00	T-53	Bob Bruno	76-75-78-76-305	\$921.60	Cut	Donald Fox	79-82-161
7	Harold Henning	72-73-70-73-288	\$13,400.00	T-53	Al Chandler	79-73-75-78-305	\$921.60	Cut	Richard Havenstrite	79-82-161
T-8	Bruce Crampton	72-73-71-73-289	\$11,600.00	T-53	Jerry Coats	80-74-73-78-305	\$921.60	Cut	Jackie Maness	78-83-161
T-8	Gary Player	70-76-72-71-289	\$11,600.00	T-53	Jim King	80-75-77-73-305	\$921.60	Cut	Don Olney	81-80-161
T-8	Ben Smith	72-73-71-73-289	\$11,600.00	T-53	Bob Ross	75-77-73-80-305	\$921.60	Cut	Ralph Haddad	80-82-162
T-11	Bob Brue	75-70-73-72-290	\$8,800.00	T-58	Dennis Bradley	77-76-75-78-306	\$888.00	Cut	Phil Hewitt	74-88-162
T-11	Doug Dalziel	73-72-72-73-290	\$8,800.00	T-58	Chick Evans	77-76-74-79-306	\$888.00	Cut	George Nackel	85-77-162
T-11	Arnold Palmer	71-74-74-71-290	\$8,800.00	T-58	Bob Goalby	74-78-77-77-306	\$888.00	Cut	Tom Nielsen	82-80-162
T-11	Walter Zembriski	76-72-73-69-290	\$8,800.00	61	Tom Nieporte	75-77-79-76-307	\$872.00	Cut	Paul O'Learly	82-80-162
T-15	Gay Brewer	79-70-70-72-291	\$7,000.00	62	Rafe Botts	81-74-80-73-308	\$864.00	Cut	Bill Crowe	82-81-163
T-15	Stan Thirsk	73-76-72-70-291	\$7,000.00	T-63	Mike Burke	80-75-78-76-309	\$852.00	Cut	John Kalinka	85-78-163
T-17	Jim Ferree	79-72-70-71-292	\$6,200.00	T-63	Chuck Scally	76-79-77-77-309	\$852.00	Cut	Ed Krull	85-78-163
T-17	Orville Moody	70-75-72-75-292	\$6,200.00	65	Billy Farrell	81-71-77-81-310	\$840.00	Cut	Ken Towns	82-81-163
T-19	Lee Elder	74-76-72-71-293	\$4,848.00	66	Tim Berg	74-81-76-81-312	\$832.00	Cut	Ray Ziats	85-78-163
T-19	Don Massengale	78-74-70-71-293	\$4,848.00	67	Walker Inman Jr.	78-76-81-78-313	\$824.00	Cut	Peter Carriell	87-77-164
T-19	Billy Maxwell	73-71-74-75-293	\$4,848.00	68	Bob Erickson	79-76-81-80-316	\$816.00	Cut	Manuel de la Torre	84-80-164
T-19	Bobby Nichols	78-71-73-71-293	\$4,848.00	69	Pat Chartrand	82-73-82-80-317	\$808.00	Cut	Stan Dudas	79-85-164
T-19	Chi Chi Rodriguez	75-75-75-68-293	\$4,848.00	Cut	Rex Baxter	78-78-156		Cut	Art Proctor	82-82-164
T-24	Bob Charles	71-80-71-72-294	\$3,520.00	Cut	Ken Campbell	78-78-156		Cut	John Haines	86-79-165
T-24	Jimmy Powell	78-69-74-73-294	\$3,520.00	Cut	Bob Duden	73-83-156		Cut	Stan Jawor	84-81-165
T-24	Tom Shaw	74-76-70-74-294	\$3,520.00	Cut	Cotton Dunn	76-80-156		Cut	Don Lindsey	85-80-165
T-27	Tommy Aaron	80-72-70-73-295	\$2,900.00	Cut	Tony Morosco	77-79-156		Cut	Dick Schwartz	85-81-166
T-27	Don Bies	72-74-74-75-295	\$2,900.00	Cut	Jack Okeefe	80-76-156		Cut	Gene Thompson	79-87-166
T-27	Dick Hendrickson	74-75-76-70-295	\$2,900.00	Cut	Buddy Overholser	80-76-156		Cut	Alex Alexander	84-83-167
T-27	Jim O'Hern	75-73-78-69-295	\$2,900.00	Cut	Manuel Quezada	78-78-156		Cut	Harvey Bostic	85-82-167
T-31	Gardner Dickinson	74-72-74-76-296	\$2,480.00	Cut	Art Silvestrone	80-76-156		Cut	Dick Hart	82-85-167
T-31	Dale Douglass	74-77-74-71-296	\$2,480.00	Cut	Ken Still	79-77-156		Cut	Joe Lopez Sr.	81-86-167
T-31	Paul Moran	71-73-76-76-296	\$2,480.00	Cut	Don Bisesi	77-80-157		Cut	Don Pauley	82-85-167
T-34	John Brodie	73-73-77-74-297	\$2,160.00	Cut	Casmere Jawor	80-77-157		Cut	Sam Penecale	86-81-167
T-34	Bruce Devlin	78-75-73-71-297	\$2,160.00	Cut	John Rainieri	79-78-157		Cut	Robert Badger	84-84-168
T-34	George Lanning	76-76-73-72-297	\$2,160.00	Cut	Gordon Waldespuhl	79-78-157		Cut	Luca Barbato	83-85-168
T-37	Butch Baird	78-75-75-70-298	\$1,800.00	Cut	Buck Adams	76-82-158		Cut	Gene Dixon	85-83-168
T-37	Joe Carr	74-75-73-76-298	\$1,800.00	Cut	El Collins	81-77-158		Cut	Jug McSpaden	84-84-168
T-37	Rives McBee	76-74-73-75-298	\$1,800.00	Cut	Don Johnson	82-76-158		Cut	Pete Cooper	87-83-170
T-40	Roger Ginsberg	76-74-78-71-299	\$1,680.00	Cut	Ray Montgomery	80-78-158		Cut	Jimmy Russell	85-85-170
T-40	Fred Hawkins	75-75-74-75-299	\$1,680.00	Cut	David Findlay	81-78-159		Cut	Pat Simmons	85-86-171
T-42	Billy Casper	73-75-79-73-300	\$1,520.00	Cut	Fred Haas Jr.	81-78-159		Cut	Howard Rosen	91-92-183
T-42	Doug Ford	79-76-73-72-300	\$1,520.00	Cut	Doug Higgins	81-78-159		WD	Julius Boros	80
T-44	Jerry Barber	75-76-76-74-301	\$1,320.00	Cut	Robert Shields Sr.	82-77-159		DQ	Doug Sanders	77-76-153
T-44	Bill Halvorson	78-74-75-74-301	\$1,320.00	Cut	Jack Webb	81-78-159		DQ	Charles Coody	79-78-157
T-44	Don January	80-73-77-71-301	\$1,320.00	Cut	Bill Collins	82-78-160		DQ	J. C. Goosie	79-79-158
T-47	Jack Fleck	76-76-73-77-302	\$1,057.60	Cut	Jennings House	80-80-160				

1988

One of only four players to capture all four Grand Slam titles, Gary Player earned his second PGA Seniors' Championship trophy and his fourth major in senior golf. A final round of 2-under-par 70 accomplished this latest victory. Player finished three strokes up on defending Champion Chi Chi Rodriguez with a 4-under-par 284. Rodriguez and Al Geiberger had been tied for the third-round lead. Left-hander Bob Charles, a resident of PGA National, built an amazing five-stroke lead the first day, with a near-record 64 on the Champion Course.

Champion: Gary Player, Alaquá, Fla.		
Site: PGA National Golf Club (Champion Course)		
Palm Beach Gardens, Fla.		
Date: Feb. 11-14	Purse: \$355,000	
Par: 36-36-72 (6,530 Yards)		
Field: 140	Cut at 155	76 players advanced



	Course Avg.	Under Par	At Par	Over Par	Round Leader	Low Round	Gary Player
Round 1:	76.8	15	8	117	Bob Charles	64 - Bob Charles	69 - T-2
Round 2:	77.9	6	4	123	Bob Charles	69 - Arnold Palmer	142 - (73) T-5
Round 3:	77.4	3	5	68	Al Geiberger	69 - Bruce Devlin, C. Rodriguez	214 - (72) T-2
Round 4:	73.9	4	3	69	Gary Player	69 - Harold Henning	284 - (70) 1st
Totals:	77.22	28	20	377			

Championship Summary

Place	Name	Score	Winnings	Place	Name	Score	Winnings	Place	Name	Score
1	Gary Player	69-73-72-70-284	\$63,000.00	T-48	J. C. Goosie	81-74-77-76-308	\$935.00	Cut	Robert Shields Sr.	77-81-158
2	Chi Chi Rodriguez	70-72-71-74-287	\$37,800.00	T-48	Adolph Popp	73-79-80-76-308	\$935.00	Cut	Rex Bible	79-80-159
T-3	Miller Barber	73-75-70-70-288	\$20,300.00	T-50	Jerry Barber	77-75-82-75-309	\$851.25	Cut	Kyle Burton	76-83-159
T-3	Al Geiberger	69-71-73-75-288	\$20,300.00	T-50	George Bellino	74-77-74-84-309	\$851.25	Cut	Peter Carriell	81-78-159
T-5	Orville Moody	69-71-74-75-289	\$13,300.00	T-50	Fred Hawkins	75-77-81-76-309	\$851.25	Cut	Don Hoenig	79-80-159
T-5	Arnold Palmer	72-69-76-72-289	\$13,300.00	T-50	Monty Sanders	75-75-81-78-309	\$851.25	Cut	Larry Mancour	81-78-159
T-7	Bruce Devlin	73-72-69-77-291	\$11,287.50	T-54	Mike Cerjanic	80-75-82-73-310	\$794.17	Cut	Dick Sarta	84-75-159
T-7	Harold Henning	69-75-78-69-291	\$11,287.50	T-54	Jim Cochran	79-75-79-77-310	\$794.17	Cut	Chuck Workman	81-78-159
T-9	Larry Mowry	69-76-74-73-292	\$9,800.00	T-54	Bob Duden	77-75-85-73-310	\$794.17	Cut	Rex Baxter	78-82-160
T-9	Walter Zembriski	73-71-74-74-292	\$9,800.00	T-54	Dick Hendrickson	77-75-82-76-310	\$794.17	Cut	Bill Cox	78-82-160
T-11	Bob Charles	64-73-78-78-293	\$8,400.00	T-54	Dean Lind	73-78-78-81-310	\$794.16	Cut	Gardner Dickinson	79-81-160
T-11	Bruce Crampton	74-73-74-72-293	\$8,400.00	T-54	Tom Nieporte	79-74-77-80-310	\$794.16	Cut	Stan Jawor	81-79-160
T-13	Tommy Aaron	69-73-75-78-295	\$7,000.00	T-60	Dick Howell	78-77-80-76-311	\$767.50	Cut	Al Littleton	77-83-160
T-13	Lee Elder	70-76-74-75-295	\$7,000.00	T-60	Dean Refram	77-76-80-78-311	\$767.50	Cut	Earl Fennell	83-78-161
T-15	Al Chandler	72-75-76-73-296	\$6,125.00	T-62	Billy Casper	76-79-79-78-312	\$745.00	Cut	John Langford	82-79-161
T-15	Art Silvestrone	76-71-74-75-296	\$6,125.00	T-62	Bob Erickson	77-77-81-77-312	\$745.00	Cut	Gene Thompson	75-86-161
T-17	Bill Collins	74-71-79-74-298	\$5,425.00	T-62	Buddy Overholser	78-75-80-312	\$745.00	Cut	Brien Charter	80-82-162
T-17	Charles Coody	72-76-72-78-298	\$5,425.00	T-62	Stan Thirsk	76-77-81-78-312	\$745.00	Cut	Pete Hessemer	86-76-162
T-19	Gene Borek	74-74-72-79-299	\$4,550.00	T-66	Bill Majure	76-75-84-78-313	\$714.00	Cut	Frank Wharton	82-80-162
T-19	Gay Brewer	71-77-75-76-299	\$4,550.00	T-66	Don Prigmore	77-77-84-75-313	\$714.00	Cut	Hampton Auld	80-83-163
T-19	Tony Morosco	76-75-74-74-299	\$4,550.00	T-66	Dave Ragan	75-78-81-79-313	\$714.00	Cut	Dick Canney	82-81-163
T-22	Jay Hyon	77-73-74-76-300	\$3,360.00	T-66	Alex Redmond	76-77-77-83-313	\$714.00	Cut	Bob Ellsworth	81-82-163
T-22	Jim King	72-75-75-78-300	\$3,360.00	T-66	Doug Sanders	72-81-83-77-313	\$714.00	Cut	Verne Perry	81-82-163
T-22	Joe Lopez Sr.	77-73-76-74-300	\$3,360.00	T-71	Stan Dudas	76-79-79-80-314	\$700.00	Cut	Gary Wiren	76-87-163
T-22	Don Massengale	72-75-76-77-300	\$3,360.00	T-71	Paul Kelly	76-76-76-86-314	\$700.00	Cut	Bill Crowe	80-84-164
T-22	Roland Stafford	73-73-76-78-300	\$3,360.00	T-71	Jack Webb	79-75-82-78-314	\$700.00	Cut	Manuel Quezada	81-83-164
T-27	Bob Brue	73-78-72-78-301	\$2,485.00	74	Cotton Dunn	77-78-82-78-315	\$700.00	Cut	Charles Rotar	85-79-164
T-27	El Collins	72-72-83-74-301	\$2,485.00	75	Jim Ferree	76-77-83-83-319	\$700.00	Cut	Tom Murphy	80-85-165
T-27	Mike Fetchick	75-73-76-77-301	\$2,485.00	76	Ben Smith	75-80-85-81-321	\$700.00	Cut	Buddy Demling	79-87-166
T-27	Joe Jimenez	71-80-72-78-301	\$2,485.00	Cut	Peter Belmont	77-79-156		Cut	Bob Popp	84-82-166
T-27	George Lanning	69-79-75-78-301	\$2,485.00	Cut	Jerry Coats	77-79-156		Cut	Frank Freer	85-82-167
T-32	Bobby Nichols	73-77-76-76-302	\$2,071.66	Cut	Dow Finsterwald	79-77-156		Cut	Earl Puckett	80-87-167
T-32	Ken Still	72-80-76-74-302	\$2,071.67	Cut	Jennings House	78-78-156		Cut	Jimmy Rager	78-89-167
T-32	Art Wall	74-76-81-71-302	\$2,071.67	Cut	James Shelton	78-78-156		Cut	Bert Seagraves	85-82-167
T-35	Dale Douglass	76-73-75-79-303	\$1,803.33	Cut	Billy Capps	79-78-157		Cut	Lee Bonse	86-82-168
T-35	Howie Johnson	74-77-80-72-303	\$1,803.34	Cut	Pat Chartrand	77-80-157		Cut	Pete Cooper	84-85-169
T-35	Mike Souchak	79-74-76-74-303	\$1,803.33	Cut	Doug Ford	79-78-157		Cut	George Kroll	79-90-169
T-38	Robert Boldt	75-77-74-78-304	\$1,575.00	Cut	Don Johnson	78-79-157		Cut	Ed Bruno	84-89-173
T-38	Billy Maxwell	75-75-76-78-304	\$1,575.00	Cut	John Kalinka	79-78-157		Cut	Hebert Holm	87-90-177
T-38	Gordon Waldespuhl	76-76-77-75-304	\$1,575.00	Cut	Dick Lancioni	79-78-157		WD	Nunzio Ciampi	77
T-41	John Brodie	76-72-81-76-305	\$1,365.00	Cut	Ron Polane	75-82-157		WD	Casmere Jawor	81
T-41	Steve Bull	71-75-78-81-305	\$1,365.00	Cut	Jimmy Powell	80-77-157		DQ	Bob Rosburg	81
T-41	Gordon Jones	77-75-78-75-305	\$1,365.00	Cut	Raymond Streeter	76-81-157		DQ	Frank Segaline	84
44	Sal Ruggiero	75-79-74-78-306	\$1,225.00	Cut	Carl Unis	80-77-157		DQ	Fred Haas Jr.	78
T-45	Buck Adams	71-77-77-82-307	\$1,085.00	Cut	Bobby Westfall	80-77-157		DQ	Charles Owens	78
T-45	Harvey Bostic	74-80-77-76-307	\$1,085.00	Cut	Jack Fleck	77-81-158		DQ	Randy Quick	78
T-45	Charles Sifford	71-77-81-78-307	\$1,085.00	Cut	Phil Hewitt	80-78-158				

1987 Chi Chi Rodriguez staged a dramatic comeback and earned one of the most popular victories in PGA Seniors' Championship history. Trailing third-round leader Dale Douglass by six strokes, Rodriguez had a final round of 5-under-par 67 to edge Douglass by one with a 6-under-par 282 total. Amazingly, Rodriguez used a new set of clubs he purchased from the golf shop at PGA National after a third round of 76. His mentor, eight-time Florida Open champion and 1976 PGA Seniors' Champion Pete Cooper, walked with Rodriguez every step of the way the last day, after missing the 36-hole cut.

Champion: Chi Chi Rodriguez, Naples, Fla.		
Site:	PGA National Golf Club (Champion Course)	
	Palm Beach Gardens, Fla.	
Date:	Feb. 12-15	Purse: \$260,000
Par:	36-36-72 (6,520 Yards)	
Field:	135	Cut at 157 71 players advanced




	Course Avg.	Under Par	At Par	Over Par	Round Leader	Low Round	C. Rodriguez
Round 1:	79.3	3	2	127	C. Rodriguez	70 - C. Rodriguez	70 - 1st
Round 2:	77.8	7	4	117	C. Rodriguez	66 - Dale Douglass	139 - (69) 1st
Round 3:	74.5	11	7	53	Dale Douglass	67 - Harold Henning, Jim King	215 - (76) T-3
Round 4:	75.8	5	6	60	C. Rodriguez	67 - C. Rodriguez	282 - (67) 1st
Totals:	77.37	26	19	357			

Championship Summary

Place	Name	Score	Winnings	Place	Name	Score	Winnings	Place	Name	Score
1	Chi Chi Rodriguez	70-69-76-67-282	\$47,000.00	T-43	Art Wall	80-77-73-76-306	\$814.00	Cut	John Doctor	80-81-161
2	Dale Douglass	74-66-69-74-283	\$29,500.00	T-47	Billy Farrell	80-75-77-75-307	\$740.00	Cut	Donald Fox	81-80-161
T-3	Bob Charles	72-73-70-71-286	\$16,250.00	T-47	Dow Finsterwald	78-76-78-75-307	\$740.00	Cut	Mac Main	79-82-161
3	Bobby Nichols	74-72-68-72-286	\$16,250.00	T-47	J. C. Goosie	79-77-74-77-307	\$740.00	Cut	Charles Smith	84-77-161
T-5	Lee Elder	73-73-70-73-289	\$10,608.00	T-47	Pete Hessemer	79-75-76-77-307	\$740.00	Cut	Ted Wurtz	84-77-161
T-5	Jack Fleck	71-73-73-72-289	\$10,608.00	T-47	Bob McCallister	79-74-74-80-307	\$740.00	Cut	Bob Ellsworth	85-77-162
T-5	Harold Henning	74-73-67-75-289	\$10,608.00	T-47	Earl Puckett	81-75-75-76-307	\$740.00	Cut	Babe Lichardus	78-84-162
8	Gary Player	74-73-68-75-290	\$8,500.00	T-47	Ken Still	78-76-72-81-307	\$740.00	Cut	Bert Seagraves	81-81-162
T-9	Butch Baird	73-71-72-75-291	\$7,025.00	T-54	Peter Carriell	77-78-74-79-308	\$675.00	Cut	Bob Wolfe	82-80-162
T-9	Orville Moody	74-75-68-74-291	\$7,025.00	T-54	Doug Ford	81-76-77-74-308	\$675.00	Cut	Ed Bosse	80-83-163
T-11	Billy Casper	75-73-73-71-292	\$5,800.00	T-54	Buddy Overholser	77-73-77-81-308	\$675.00	Cut	Max Hines	79-84-163
T-11	Doug Sanders	74-71-74-73-292	\$5,800.00	T-54	Jon Powell	77-79-76-81-308	\$675.00	Cut	George Bruno	87-77-165
T-13	Joe Jimenez	71-70-76-76-293	\$4,550.00	T-54	Bill Sporre	78-75-83-72-308	\$675.00	Cut	Jon Gustin	84-81-165
T-13	Jim King	78-73-67-75-293	\$4,550.00	T-54	Jerry Steelsmith	74-79-78-77-308	\$675.00	Cut	Jug McSpaden	84-81-165
T-13	Charles Owens	73-73-74-73-293	\$4,550.00	60	Dean Lind	82-70-76-81-309	\$640.00	Cut	Don Pauley	82-83-165
T-16	Al Chandler	79-74-70-71-294	\$3,650.00	T-61	Mike Fetchick	79-78-78-75-310	\$620.00	Cut	Larry Tomasino	82-83-165
T-16	Arnold Palmer	75-72-72-75-294	\$3,650.00	T-61	Fred Haas Jr.	79-78-75-78-310	\$620.00	Cut	Frank Arasin	80-86-166
T-16	Bob Toski	73-75-72-74-294	\$3,650.00	T-61	Fred Hawkins	80-75-77-78-310	\$620.00	Cut	Tony Evans	83-83-166
19	Bob Bruno	76-72-72-75-295	\$3,250.00	64	Monte Sanders	79-75-79-78-311	\$600.00	Cut	Jimmy Rager	81-85-166
20	Bruce Crampton	74-71-74-77-296	\$3,050.00	T-65	Bill Halvorson	80-77-75-80-312	\$585.00	Cut	Ray Barnes	88-79-167
21	Bob Duden	75-76-73-74-298	\$2,850.00	T-65	Jimmy Powell	77-78-80-77-312	\$585.00	Cut	Gene Fawbush	88-79-167
T-22	Gene Borek	79-72-69-79-299	\$2,350.00	67	Chuck Scally	79-76-77-82-314	\$575.00	Cut	Mike Mural	86-81-167
T-22	Jim Ferree	74-76-73-76-299	\$2,350.00	68	Tom Swiney	76-79-81-79-315	\$570.00	Cut	John Zontek	80-87-167
T-22	George Lanning	72-78-74-75-299	\$2,350.00	69	Art Forrester	75-80-79-82-316	\$565.00	Cut	Joe Dodich	83-85-168
T-22	Adolph Popp	77-78-72-72-299	\$2,350.00	T-70	Brien Charter	77-80-84-77-318	\$560.00	Cut	Woody Kay	86-82-168
26	Bill Collins	75-74-79-72-300	\$1,950.00	T-70	Paul Massner	80-76-81-81-318	\$560.00	Cut	Tom Nielsen	87-81-168
T-27	Casmere Jawor	73-78-74-76-301	\$1,750.00	Cut	Frank Freer	80-78-158		Cut	Roger Floyd	86-83-169
T-27	Howie Johnson	76-73-76-76-301	\$1,750.00	Cut	Ralph Haddad	78-80-158		Cut	Pete Cooper	85-85-170
T-27	Charles Sifford	77-76-72-76-301	\$1,750.00	Cut	Don Hoenig	79-79-158		Cut	Tony Morosco	88-82-170
T-30	Jerry Barber	75-77-74-76-302	\$1,467.00	Cut	Harold Kolb	83-75-158		Cut	Auggie Navarro	87-83-170
T-30	Gardner Dickinson	81-73-74-74-302	\$1,467.00	Cut	Gary Lockie	79-79-158		Cut	George Schneider	85-85-170
T-30	Bill Johnston	78-78-73-73-302	\$1,467.00	Cut	Mil Radler	80-78-158		Cut	Ray Oakes	86-85-171
T-33	John Frillman	74-80-71-78-303	\$1,300.00	Cut	Al Balding	82-77-159		Cut	Bob Watson	85-86-171
T-33	Richard Rhyan	74-79-74-76-303	\$1,300.00	Cut	Rex Baxter	83-76-159		Cut	Paul Runyan	86-87-173
T-33	Ed Rubis	78-78-73-74-303	\$1,300.00	Cut	Stan Jawor	81-78-159		Cut	Buddy Cook	90-84-174
T-36	Gay Brewer	73-77-73-81-304	\$1,150.00	Cut	Don Olney	83-76-159		Cut	Ed Furgol	89-88-177
T-36	Ray Montgomery	73-76-80-75-304	\$1,150.00	Cut	Paul Thomas	78-81-159		Cut	Clyde Thomsen	90-88-178
T-36	Tom Nieporte	73-78-77-76-304	\$1,150.00	Cut	Harvey Bostic	81-79-160		WD	Dick Chassee	-
T-39	Joe Campbell	77-73-75-80-305	\$975.00	Cut	Ron Fox	80-80-160		WD	Mike Souchak	-
T-39	Jim Cochran	78-75-74-78-305	\$975.00	Cut	Don Johnson	80-80-160		WD	Pete Brown	-
T-39	Billy Maxwell	76-75-74-80-305	\$975.00	Cut	Mal McMullen	82-78-160		WD	Dan Sikes	73
T-39	Bob Ross	78-77-79-71-305	\$975.00	Cut	Willie School	79-81-160		WD	John Kalinka	79
T-43	Dick Howell	79-77-77-73-306	\$814.00	Cut	Robert Shields Sr.	81-79-160		WD	George Bayer	83
T-43	Ralph Montoya	81-73-74-78-306	\$814.00	Cut	Ange Alberico	84-77-161		WD	Bill Byars	85
T-43	Ralph Terry	79-78-77-72-306	\$814.00	Cut	Al Besselink	76-85-161		WD	Julius Boros	82-75-157

1986 The PGA Seniors' Championship settled into February dates, and South African Gary Player became the second foreigner in a row to claim the title, outdistancing Lee Elder by two strokes with a 7-under-par 281. Though neither of the past two Champions was in the field — Arnold Palmer had back spasms and Peter Thomson was home in Australia — record crowds turned out. It was Player's second victory in three Senior Tour starts since turning 50 in November 1985.

Champion: Gary Player, Alaquá, Fla.		
Site: PGA National Golf Club (Champion Course)		
Palm Beach Gardens, Fla.		
Date: Feb. 13-16	Purse: \$250,000	
Par: 36-36-72 (6,520 Yards)		
Field: 134	Cut at 157	70 players advanced



	Course Avg.	Under Par	At Par	Over Par	Round Leader	Low Round	Gary Player
Round 1:	79.9	4	3	127	Barber, Player	68 - Miller Barber, Gary Player	68 - T-1
Round 2:	77.7	4	4	118	Gary Player	68 - Gary Player	136 - (68) 1st
Round 3:	77.0	4	5	61	Gary Player	69 - Lee Elder, C. Rodriguez	209 - (73) 1st
Round 4:	76.6	3	3	64	Gary Player	70 - Gay Brewer	281 - (72) 1st
Totals:	78.14	15	15	370			

■ Championship Summary

Place	Name	Score	Winnings	Place	Name	Score	Winnings	Place	Name	Score
1	Gary Player	68-68-73-72-281	\$45,000.00	T-46	Fred Haas Jr.	78-75-78-78-309	\$755.00	Cut	Joe Moresco	83-79-162
2	Lee Elder	70-73-69-71-283	\$28,500.00	T-46	Charles Sifford	77-75-80-77-309	\$755.00	Cut	Paul Thomas	85-77-162
T-3	Jim King	74-73-70-73-290	\$15,250.00	T-48	George Bayer	79-76-75-80-310	\$735.00	Cut	Roy Beattie	79-84-163
T-3	Charles Owens	72-72-74-72-290	\$15,250.00	T-48	J. C. Goosie	80-74-75-81-310	\$735.00	Cut	Ray Bolo	82-81-163
T-5	Billy Casper	75-70-72-74-291	\$10,500.00	T-50	Pat Chartrand	79-74-75-83-311	\$715.00	Cut	Frank Freer	83-80-163
T-5	Chi Chi Rodriguez	73-76-69-73-291	\$10,500.00	T-50	Buddy Overholser	78-73-79-81-311	\$715.00	Cut	Bill Johnston	84-79-163
T-7	Gay Brewer	76-75-71-70-292	\$8,500.00	52	Pete Brown	75-74-83-80-312	\$700.00	Cut	Joel Taylor	78-85-163
T-7	Billy Maxwell	74-70-75-73-292	\$8,500.00	T-53	Jerry Barber	81-75-76-81-313	\$655.00	Cut	Don Whitt	82-81-163
9	Orville Moody	74-72-73-75-294	\$7,000.00	T-53	Al Besseling	77-79-81-76-313	\$655.00	Cut	Louis Carver	85-79-164
T-10	Bruce Crampton	72-73-75-75-295	\$6,250.00	T-53	Mike Fetchick	77-76-78-82-313	\$655.00	Cut	Bob Ellsworth	85-79-164
T-10	Doug Sanders	74-74-72-75-295	\$6,250.00	T-53	Lionel Hebert	79-78-74-82-313	\$655.00	Cut	Ed Furgol	84-80-164
12	Miller Barber	68-77-80-71-296	\$5,500.00	T-53	Harold Kolb	78-77-77-81-313	\$655.00	Cut	Jack Higgins	82-82-164
13	George Lanning	74-72-79-72-297	\$5,000.00	T-53	John Langford	77-78-81-77-313	\$655.00	Cut	John Barnum	85-80-165
14	Tom Nieporte	77-74-73-74-298	\$4,500.00	T-53	Ralph Montoya	79-75-83-76-313	\$655.00	Cut	Brown Cullen Jr.	86-79-165
T-15	Al Chandler	73-77-76-73-299	\$3,900.00	T-53	John Zontek	81-76-75-81-313	\$655.00	Cut	Bernie Haas	91-74-165
T-15	Don January	78-72-72-77-299	\$3,900.00	T-61	Bill Ezinicki	76-78-86-75-315	\$595.00	Cut	John Kalinka	84-81-165
17	Stan Thirk	74-75-77-74-300	\$3,600.00	T-61	Sam Harvey	78-79-77-81-315	\$595.00	Cut	Ken Weiler	85-80-165
T-18	Al Balding	78-75-74-74-301	\$3,000.00	T-61	Mike Souchak	80-75-82-78-315	\$595.00	Cut	Mike Krak	85-81-166
T-18	Bob Bruno	76-74-73-78-301	\$3,000.00	T-61	Ken Towns	77-75-85-78-315	\$595.00	Cut	Chuck Workman	84-83-167
T-18	Jim Ferree	75-75-74-77-301	\$3,000.00	65	Bart Haltom	78-77-80-82-317	\$575.00	Cut	Joe Markham	86-82-168
T-18	Mal McMullen	72-81-75-73-301	\$3,000.00	T-66	Bob Crowley	78-74-84-82-318	\$567.00	Cut	Cal Mauldin	86-82-168
T-18	Ken Still	75-74-75-77-301	\$3,000.00	T-66	William Eggers	80-77-85-76-318	\$567.00	Cut	Charles Rotar	83-85-168
T-23	Billy Farrell	76-74-77-75-302	\$2,200.00	T-68	Jimmy Bellizzi	80-76-84-81-321	\$555.00	Cut	John Cleary	84-85-169
T-23	Harold Henning	77-73-77-75-302	\$2,200.00	T-68	Don Johnson	78-77-81-85-321	\$555.00	Cut	Pete Cooper	87-83-170
T-23	Dick Howell	78-75-76-73-302	\$2,200.00	70	Walker Inman Jr.	78-78-81-87-324	\$550.00	Cut	Ken Judd	89-81-170
T-26	Gardner Dickinson	76-75-79-73-303	\$1,800.00	Cut	Ed Oldfield	80-78-158		Cut	John Mullaney	87-83-170
T-26	Dick Hendrickson	79-74-72-78-303	\$1,800.00	Cut	Art Silvestrone	78-80-158		Cut	Alex Sandahl	91-80-171
T-26	Al Mengert	75-76-75-77-303	\$1,800.00	Cut	Ray Barnes	80-79-159		Cut	Jim Yancey	90-81-171
T-29	Bill Collins	76-73-77-78-304	\$1,462.00	Cut	Jon Gustin	86-73-159		Cut	Dick Masterson	87-85-172
T-29	Jack Fleck	75-76-80-73-304	\$1,462.00	Cut	Ted Kroll	78-81-159		Cut	Jack Webb	90-83-173
T-29	Joe Jimenez	75-71-81-77-304	\$1,462.00	Cut	Herman Schlarau	80-79-159		Cut	Frank Segaline	89-87-176
T-29	Al Kelley Jr.	79-76-74-75-304	\$1,462.00	Cut	Everett Vinzant	77-82-159		Cut	Doug Joyner	91-87-178
33	Pete Hessemer	80-77-74-74-305	\$1,300.00	Cut	Art Wall	76-83-159		Cut	Ed Bello	92-87-179
T-34	Dow Finsterwald	73-77-78-78-306	\$1,150.00	Cut	Mike Cerjanic	79-81-160		Cut	Don White	93-86-179
T-34	Gene Littler	76-74-80-76-306	\$1,150.00	Cut	Adolph Popp	80-80-160		WD	Buck Adams	81-75-156
T-34	Ray Montgomery	73-76-84-73-306	\$1,150.00	Cut	Bob Popp	82-78-160		WD	Don Hoenig	74-82-156
T-34	Bob Ross	79-78-76-73-306	\$1,150.00	Cut	Harold Redd	81-79-160		DQ	Luca Barbato	80
T-34	Ralph Terry	77-77-73-79-306	\$1,150.00	Cut	Tom Talkington	78-82-160		DQ	Bill Bishop	81
T-39	Mack Briggs	81-76-76-74-307	\$950.00	Cut	Manuel de la Torre	81-80-161		DQ	Doug Ford	82
T-39	Howie Johnson	79-78-72-78-307	\$950.00	Cut	Roger Floyd	80-81-161		DQ	Ed Rubis	82
T-39	George Kallish Jr.	77-74-79-77-307	\$950.00	Cut	Ernie George	82-79-161		DQ	Mason Rudolph	86
T-42	Joe Campbell	78-75-79-76-308	\$812.00	Cut	Bill Hartley	80-81-161		DQ	Glenn Teal	86
T-42	David Findlay	78-77-79-74-308	\$812.00	Cut	George Thomas	80-81-161		DQ	Mike Borsuk	89
T-42	Fred Hawkins	69-76-81-82-308	\$812.00	Cut	Jennings House	77-85-162		DQ	Nick Locke	101
T-42	Doug Higgins	81-76-77-74-308	\$812.00	Cut	Gordon Jones	84-78-162				

1984 Peter Thomson of Australia, a five-time **DECEMBER** British Open champion, made his first appearance in the PGA Seniors' Championship and had his biggest payday, claiming the \$40,000 winner's check. He opened with a 5-under-par 67 on the Champion Course at PGA National GC. Leading from start to finish, he beat Don January by three strokes, with a 2-under-par 286. Thomson went on to a record year on the Senior PGA Tour in 1985, winning nine titles and earnings of \$386,724.

Champion: Peter Thomson, Melbourne, Australia		
Site: PGA National Golf Club (Champion Course)		
Palm Beach Gardens, Fla.		
Date: Dec. 6-9	Purse: \$225,000	
Par: 36-36-72 (6,520 Yards)		
Field: 148	Cut at 158	70 players advanced



	Course Avg.	Under Par	At Par	Over Par	Round Leader	Low Round	Peter Thomson
Round 1:	79.3	5	0	135	Peter Thomson	67 - Peter Thomson	67 - 1st
Round 2:	79.8	0	1	128	Peter Thomson	72 - Orville Moody	140 - (73) 1st
Round 3:	77.2	3	3	64	Peter Thomson	68 - Don January, Gordon Jones	214 - (74) 1st
Round 4:	75.9	5	6	59	Peter Thomson	70 - Gay Brewer, Miller Barber	286 - (72) 1st
Totals:	78.51	13	10	386			

■ Championship Summary

Place	Name	Score	Winnings	Place	Name	Score	Winnings	Place	Name	Score	Winnings
1	Peter Thomson	67-73-74-72-286	\$40,000.00	T-22	John Kalinka	79-76-72-75-302	\$2,100.00	T-49	Earl Fennell	77-82-80-73-312	\$670.00
2	Don January	70-77-68-74-289	\$25,000.00	T-26	Jerry Barber	78-75-78-72-303	\$1,550.00	T-49	Mac Main	74-81-77-80-312	\$670.00
T-3	Lee Elder	74-74-72-72-292	\$12,293.00	T-26	Bill Erfurth	75-76-73-79-303	\$1,550.00	T-49	Horace Moore	81-78-76-77-312	\$670.00
T-3	Orville Moody	74-72-74-72-292	\$12,293.00	T-28	Bill Johnston	76-77-75-77-305	\$1,400.00	T-52	Bob Bruno	76-80-80-77-313	\$635.00
T-3	Art Wall	70-76-73-73-292	\$12,293.00	T-28	Dean Lind	75-78-75-77-305	\$1,400.00	T-52	Auggie Navarro	79-78-80-76-313	\$635.00
T-6	Miller Barber	74-74-75-70-293	\$8,500.00	T-28	Art Silvestrone	80-76-76-73-305	\$1,400.00	T-52	Ed Oldfield	77-80-80-76-313	\$635.00
T-6	Gordon Jones	77-74-68-74-293	\$8,500.00	T-31	Frank Arasin	75-77-81-73-306	\$1,150.00	T-52	Adolph Popp	81-77-76-79-313	\$635.00
8	Billy Casper	74-73-76-71-294	\$7,000.00	T-31	Fred Hawkins	76-75-77-78-306	\$1,150.00	T-56	Harold Kolb	81-78-75-80-314	\$610.00
9	Bill Collins	76-76-71-72-295	\$6,500.00	T-31	George Lanning	81-75-79-71-306	\$1,150.00	T-56	Ray Montgomery	76-79-82-77-314	\$610.00
10	Bob Toski	70-73-74-80-297	\$6,000.00	T-31	Gene Littler	77-78-78-73-306	\$1,150.00	T-56	Mil Radler	78-80-79-77-314	\$610.00
T-11	Don Hoenig	73-76-74-75-298	\$5,250.00	T-31	Pat Schwab	79-77-76-74-306	\$1,150.00	59	Ange Alberico	76-79-82-78-315	\$580.00
T-11	Arnold Palmer	73-77-74-74-298	\$5,250.00	T-31	Roland Stafford	78-75-77-76-306	\$1,150.00	60	Chuck Scally	78-80-82-76-316	\$570.00
T-13	George Bayer	73-74-75-77-299	\$3,975.00	T-31	Stan Thirsk	80-74-79-73-306	\$1,150.00	61	Stan Dudas	75-83-77-82-317	\$560.00
T-13	Bob Goalby	74-73-79-73-299	\$3,975.00	T-38	Ken Campbell	77-77-77-76-307	\$865.00	T-62	Manuel de la Torre	77-82-79-80-318	\$545.00
T-13	Fred Haas Jr.	73-76-76-74-299	\$3,975.00	T-38	Fran Deschaine	73-76-81-77-307	\$865.00	T-62	Tom Talkington	79-79-79-81-318	\$545.00
T-13	Jim King	74-76-74-75-299	\$3,975.00	T-38	Gardner Dickinson	74-80-78-75-307	\$865.00	T-64	Don Whitt	79-75-81-80-319	\$525.00
T-17	Gay Brewer	77-77-77-70-301	\$3,000.00	T-38	Dow Finsterwald	75-75-83-74-307	\$865.00	T-64	Ray Bolo	80-76-83-80-319	\$525.00
T-17	Bill Ezinicki	74-78-75-74-301	\$3,000.00	T-38	Ken Towns	74-76-82-75-307	\$865.00	T-64	Gaylon Simon	78-81-79-81-319	\$525.00
T-17	Mike Fetchick	73-77-78-73-301	\$3,000.00	43	Pete Hessemer	82-74-77-75-308	\$780.00	67	Bart Haltom	79-80-80-83-322	\$515.00
T-17	Ed Rubis	75-80-75-71-301	\$3,000.00	T-44	Bob Erickson	78-81-76-74-309	\$750.00	T-68	Pat Chartrand	78-80-83-83-324	\$507.00
T-17	Charles Sifford	80-75-72-74-301	\$3,000.00	T-44	Bob Ross	78-78-75-78-309	\$750.00	T-68	Jack Harden	78-79-83-84-324	\$507.00
T-22	Al Balding	71-80-75-76-302	\$2,100.00	T-46	Joe Jimenez	75-79-82-74-310	\$710.00	70	Ham Carothers	78-80-82-86-326	\$500.00
T-22	Jim Ferree	78-75-77-72-302	\$2,100.00	T-46	Billy Maxwell	80-74-79-77-310	\$710.00				
T-22	Jack Fleck	74-78-75-75-302	\$2,100.00	48	George Thomas	77-78-80-76-311	\$690.00				

1984 The troops in Arnie's Army have a million stories to tell, and they can put his second victory in the PGA Seniors' Championship near the top of their lists. On one day, in nearly ideal playing conditions on the Champion Course at PGA National GC, he shot a course- and Championship-record 9-under-par 63. But when the weather turned horrendous overnight, with stiff winds and 40-degree temperatures, he was almost a stroke a hole higher with 79. Still, he never surrendered his lead. Palmer finished with 6-under-par 282, two strokes better than defending Champion Don January.

Champion: Arnold Palmer, Latrobe, Pa.		
Site: PGA National Golf Club (Champion Course)		
Palm Beach Gardens, Fla.		
Date: Jan. 19-22	Purse: \$200,000	
Par: 36-36-72 (6,520 Yards)		
Field: 137	Cut at: 155	75 players advanced



	Course Avg.	Under Par	At Par	Over Par	Round Leader	Low Round	Arnold Palmer
Round 1:	77.7	12	4	121	A. Palmer, Bob Toski, Jack Fleck, Doug Sanders	69 -	T-1
Round 2:	77.3	11	8	113	Arnold Palmer	63 - Arnold Palmer	132 - (63) 1st
Round 3:	78.9	2	0	73	Arnold Palmer	69 - Billy Maxwell	211 - (79) 1st
Round 4:	79.1	3	0	72	Arnold Palmer	70 - Bill Collins	282 - (71) 1st
Totals:	78.06	28	12	379			

■ Championship Summary

Place	Name	Score	Winnings	Place	Name	Score	Winnings	Place	Name	Score	Winnings
1	Arnold Palmer	69-63-79-71-282	\$35,000.00	T-25	Dan Sikes	70-75-78-79-302	\$1,533.33	T-51	Bill Erfurth	74-76-87-76-313	\$515.00
2	Don January	70-70-73-71-284	\$22,000.00	T-25	Bob Stone	70-75-78-79-302	\$1,533.33	T-51	Walker Inman Jr.	75-78-84-76-313	\$515.00
3	Bill Collins	74-73-73-70-290	\$13,980.00	T-28	Jim Cochran	76-75-76-76-303	\$1,375.00	T-51	Mac Main	75-80-80-78-313	\$515.00
T-4	Bob Goalby	72-70-76-74-292	\$9,000.00	T-28	Roland Stafford	75-71-77-80-303	\$1,375.00	T-51	Bob Watson	77-75-82-79-313	\$515.00
T-4	Peter Thomson	73-72-73-74-292	\$9,000.00	T-30	Ken Campbell	78-73-76-77-304	\$1,275.00	T-55	Doug Ford	74-78-77-85-314	\$480.00
T-6	Gardner Dickinson	70-77-73-73-293	\$6,750.00	T-30	Everett Vinzant	74-73-77-80-304	\$1,275.00	T-55	Gordon Leishman	82-73-81-78-314	\$480.00
T-6	Jack Fleck	69-71-74-79-293	\$6,750.00	T-32	Al Balding	74-71-83-77-305	\$1,125.00	T-55	Bob Popp	75-78-80-81-314	\$480.00
T-6	Paul Harney	74-68-76-75-293	\$6,750.00	T-32	Mike Franko	70-79-80-76-305	\$1,125.00	T-58	Joe Cheves	78-77-77-83-315	\$457.50
T-6	Doug Sanders	69-73-74-77-293	\$6,750.00	T-32	Charles Owens	74-75-76-80-305	\$1,125.00	T-58	Chandler Harper	76-72-83-84-315	\$457.50
10	Miller Barber	75-72-74-73-294	\$5,500.00	T-32	George Thomas	72-75-79-79-305	\$1,125.00	60	Jon Gustin	76-76-84-81-317	\$450.00
T-11	Jerry Barber	73-70-75-77-295	\$4,750.00	T-36	Julius Boros	79-73-78-76-306	\$950.00	T-61	Jimmy Russell	74-80-84-80-318	\$442.50
T-11	Jim Ferree	73-69-77-76-295	\$4,750.00	T-36	Fred Haas Jr.	74-79-77-76-306	\$950.00	T-61	Ken Towns	79-74-83-82-318	\$442.50
T-13	Charles Sifford	70-72-77-77-296	\$3,800.00	T-36	George Kallish Jr.	73-75-77-81-306	\$950.00	T-63	Auggie Navarro	74-73-87-86-320	\$432.50
T-13	Stan Thirsk	76-74-70-76-296	\$3,800.00	39	Dow Finsterwald	75-75-80-77-307	\$850.00	T-63	John Redman	75-77-85-83-320	\$432.50
T-13	Art Wall	72-73-74-77-296	\$3,800.00	T-40	Bill Johnston	75-75-80-79-309	\$775.00	T-65	Hampton Auld	77-78-91-75-321	\$420.00
T-16	Billy Casper	73-77-73-74-297	\$3,300.00	T-40	Paul Kelly	77-72-78-82-309	\$775.00	T-65	Ted Kroll	80-74-81-86-321	\$420.00
T-16	Billy Maxwell	75-73-69-80-297	\$3,300.00	T-42	Frank Freer	74-75-82-79-310	\$675.00	T-65	Charles Rotar	75-78-86-82-321	\$420.00
T-18	George Bayer	74-73-74-77-298	\$2,900.00	T-42	Bill Hartley	77-75-77-81-310	\$675.00	T-68	Billy Collins	79-76-86-81-322	\$403.00
T-18	Al Mengert	71-72-76-79-298	\$2,900.00	T-42	Bob Keller	76-73-83-78-310	\$675.00	T-68	Stan Dudas	74-79-83-86-322	\$403.00
T-20	Mike Fetchick	70-71-76-82-299	\$2,400.00	T-45	Joe Conrad	73-79-80-79-311	\$591.25	T-68	Fred Hawkins	75-80-81-86-322	\$403.00
T-20	George Lanning	75-72-73-79-299	\$2,400.00	T-45	Jennings House	76-78-78-79-311	\$591.25	T-68	Mike Krak	79-76-84-83-322	\$403.00
T-20	Bob Toski	69-77-76-77-299	\$2,400.00	T-45	Howie Johnson	77-75-81-78-311	\$591.25	T-68	John Langford	75-77-85-85-322	\$403.00
T-23	Gay Brewer	74-69-80-78-301	\$1,900.00	T-45	Joe Moresco	79-74-77-81-311	\$591.25	73	Herman Scharlau	75-79-85-84-323	\$400.00
T-23	Mal McMullen	72-75-73-81-301	\$1,900.00	T-49	Lionel Hebert	76-76-79-81-312	\$545.00	74	Ed Causey	75-79-88-91-333	\$400.00
T-25	Rod Funseth	76-75-75-76-302	\$1,533.34	T-49	Pat Rea	77-77-81-77-312	\$545.00	75	Michael Austin	79-76-88-92-335	\$400.00

1982 Played for the first time on the difficult Champion Course at the new PGA National GC in Palm Beach Gardens, only one player could match par for the distance, Don January at 288. That's 18 strokes higher than his winning total three years earlier at Turnberry Isle. Julius Boros, another former PGA Seniors' titleist, was runner-up with 289.

Champion: Don January, Dallas		
Site: PGA National Golf Club (Champion Course)		
Palm Beach Gardens, Fla.		
Date: Dec. 2-5	Purse: \$150,000	
Par: 36-36-72 (6,520 Yards)		
Field: 150	Cut at 156	65 players advanced



	Course Average	Round Leader	Low Round	Don January
Round 1:	75.1	Bob Goalby	68 - Bob Goalby	74 - T-21
Round 2:	75.7	Arnold Palmer, Howie Johnson	70 - Bob Toski, Arnold Palmer	149 - (75) T-20
Round 3:	76.6	Julius Boros, Arnold Palmer	69 - Don January	218 - (69) T-5
Round 4:	76.4	Don January	69 - Gay Brewer, Dan Sikes	288 - (70) 1st
Totals:	75.92			

Championship Summary

Place	Name	Score	Winnings	Place	Name	Score	Winnings	Place	Name	Score	Winnings
1	Don January	74-75-69-70-288	\$25,000.00	T-22	Bob Hamilton	74-77-78-72-301	\$1,125.00	T-43	Ken Towns	75-81-75-77-308	\$500.00
2	Julius Boros	71-73-70-75-289	\$18,000.00	T-22	Richard Lotz	73-73-75-80-301	\$1,125.00	T-46	Andy Borkovich	76-78-76-79-309	\$470.00
T-3	Gay Brewer	71-76-74-69-290	\$11,250.00	T-22	Joe Moresco	75-74-74-78-301	\$1,125.00	T-46	Ted Kroll	79-76-79-75-309	\$470.00
T-3	Bob Goalby	68-75-74-73-290	\$11,250.00	T-26	Paul Harney	74-78-74-76-302	\$950.00	T-46	Bert Weaver	78-78-78-75-309	\$470.00
T-3	Arnold Palmer	71-70-73-76-290	\$11,250.00	T-26	Joe Jimenez	77-74-74-77-302	\$950.00	T-49	Kyle Burton	78-77-78-77-310	\$430.00
T-3	Art Wall	72-73-71-74-290	\$11,250.00	T-26	Ken Mast	71-77-75-79-302	\$950.00	T-49	Tony Clecak	79-77-75-79-310	\$430.00
T-7	Miller Barber	79-72-70-72-293	\$5,000.00	T-29	Tom Nieporte	80-73-74-76-303	\$808.00	T-49	Gordon Jones	72-75-79-84-310	\$430.00
T-7	Bob Stone	70-74-74-75-293	\$5,000.00	T-29	Charles Owens	77-75-77-74-303	\$808.00	T-49	Mac Main	76-79-78-77-310	\$430.00
T-9	Bill Collins	75-74-74-72-295	\$3,250.00	T-29	Joe Taylor	72-74-84-73-303	\$808.00	T-49	Ray Montgomery	77-78-74-81-310	\$430.00
T-9	Bob Erickson	73-75-76-71-295	\$3,250.00	T-32	John Cook	75-76-76-77-304	\$700.00	T-54	Mike Krak	76-77-81-77-311	\$395.00
T-11	Jim Ferree	75-72-76-73-296	\$2,250.00	T-32	Fred Hawkins	76-77-81-70-304	\$700.00	T-54	Everett Vinzant	78-76-78-79-311	\$395.00
T-11	Howie Johnson	70-71-78-77-296	\$2,250.00	T-32	Dean Lind	76-74-76-78-304	\$700.00	T-56	Bill Deangelis	77-78-78-79-312	\$375.00
T-13	Billy Casper	73-71-78-75-297	\$1,750.00	T-32	Mal McMullen	74-76-75-79-304	\$700.00	T-56	Jack Webb	79-76-84-73-312	\$375.00
T-13	Gardner Dickinson	77-71-78-71-297	\$1,750.00	T-32	Stan Thirsk	81-73-76-74-304	\$700.00	T-58	Stan Dudas	80-76-78-79-313	\$380.00
T-13	Auggie Navarro	73-73-76-75-297	\$1,750.00	37	Dick Sarta	76-75-80-74-305	\$625.00	T-58	Charles Sifford	77-79-77-80-313	\$355.00
T-13	Bob Toski	73-70-75-79-297	\$1,750.00	T-38	Bill Davis	72-80-77-77-306	\$580.00	60	Tex Simon	74-76-84-80-314	\$340.00
T-17	Jerry Barber	74-74-72-78-298	\$1,450.00	T-38	Mike Fetchick	74-78-75-79-306	\$580.00	61	Dow Finsterwald	75-80-81-79-315	\$285.00
T-17	Roberto De Vincenzo	72-80-70-76-298	\$1,450.00	T-38	Roland Stafford	75-76-76-79-306	\$580.00	T-62	Doug Ford	76-77-82-81-316	\$285.00
T-19	Pat Rea	72-77-75-75-299	\$1,325.00	T-41	John Kalinka	74-79-78-76-307	\$530.00	T-62	Bill Maloney	75-80-79-82-316	\$285.00
T-19	Dan Sikes	76-78-76-69-299	\$1,325.00	T-41	Ed Rubis	77-78-75-77-307	\$530.00	T-62	Paul Runyan	71-85-79-81-316	\$285.00
21	Stan Mosel	77-72-80-71-300	\$1,250.00	T-43	Buck Adams	76-73-78-81-308	\$500.00	65	Harold Reed	78-78-81-84-321	\$285.00
T-22	Bob Duden	73-75-76-77-301	\$1,125.00	T-43	George Thomas	77-78-76-77-308	\$500.00				

198 Miller Barber called his victory in the PGA Seniors' Championship "the highlight of my career," after he won the title in his first start. Despite a final round of 1-over-par 73 on the South Course at Turnberry Isle CC, Barber edged defending Champion Arnold Palmer by two strokes with a 7-under-par 281 total. Said Barber: "This is the major championship I've been trying to win all my life... it's a tremendous win for me."

Champion: Miller Barber, Sherman, Texas		
Site: Turnberry Isle Country Club		
North Miami, Fla.		
Date: Dec. 3-6	Purse: \$125,000	
Par: 36-36-72 (6,800 Yards)		
Field: 138	Cut at 152	72 players advanced



	Course Average	Round Leader	Low Round	Miller Barber
Round 1:	72.8	68 - Miller, Barber, Wall, Balding, Navarro, Collins	68 -	T-1
Round 2:	74.1	Tom Neiporte	68 - Tom Neiporte	140 - (72) T-2
Round 3:	75.8	Miller Barber	68 - Miller Barber	208 - (68) 1st
Round 4:	76.1	Miller Barber	69 - Jerry Barber	281 - (73) 1st
Totals:	74.71			


Championship Summary

Place	Name	Score	Winnings	Place	Name	Score	Winnings	Place	Name	Score	Winnings
1	Miller Barber	68-72-68-73-281	\$20,000.00	T-24	Bill Johnston	70-77-76-73-296	\$1,000.00	T-48	Ken Mast	71-77-77-78-303	\$410.00
2	Arnold Palmer	70-72-71-70-283	\$15,000.00	T-24	Gordon Jones	74-69-78-75-296	\$1,000.00	T-48	Tex Simon	75-73-77-78-303	\$410.00
T-3	Don January	69-72-70-73-284	\$11,250.00	T-27	Buck Adams	73-73-74-77-297	\$805.00	T-51	Mike Fetchick	73-76-75-80-304	\$380.00
T-3	Art Wall	68-75-71-70-284	\$11,250.00	T-27	Julius Boros	73-71-80-73-297	\$805.00	T-51	John Kalinka	76-75-76-77-304	\$380.00
T-5	Bob Erickson	70-71-73-72-286	\$7,000.00	T-27	J. C. Goosie	72-75-79-71-297	\$805.00	T-51	Ken Towns	75-76-78-75-304	\$380.00
T-5	Joe Jimenez	73-71-71-71-286	\$7,000.00	T-27	Fred Hawkins	72-73-79-73-297	\$805.00	T-54	Mal McMullen	74-74-79-78-305	\$355.00
T-7	Jerry Barber	72-73-73-69-287	\$3,500.00	T-27	Paul Kelly	74-72-76-75-297	\$805.00	T-54	Ray Montgomery	76-74-76-79-305	\$355.00
T-7	Roberto De Vicenzo	71-72-72-72-287	\$3,500.00	T-32	John Cook	71-74-74-79-298	\$687.50	T-56	Paul Allen	71-81-73-81-306	\$325.00
9	Jim Ferree	71-72-71-74-288	\$2,600.00	T-32	Earl Fennell	71-75-77-75-298	\$687.50	T-56	Brown Cullen Jr.	71-76-80-79-306	\$325.00
T-10	Joe Moresco	71-71-73-74-289	\$2,150.00	T-34	Pete Cooper	75-75-77-72-299	\$600.00	T-56	Clarence Doser	75-77-77-77-306	\$325.00
T-10	Bob Stone	70-74-71-74-289	\$2,150.00	T-34	Doug Ford	72-74-74-79-299	\$600.00	T-56	George Kallish Jr.	71-74-78-83-306	\$325.00
12	Gardner Dickinson	69-71-74-76-290	\$1,800.00	T-34	Mac Main	76-74-74-75-299	\$600.00	60	Ted Kroll	73-78-80-76-307	\$222.73
T-13	Bill Collins	68-73-75-76-292	\$1,608.00	T-34	Al Mengert	71-74-74-80-299	\$600.00	T-61	Stan Dudas	75-74-80-80-309	\$222.73
T-13	Bob Goalby	70-73-74-75-292	\$1,608.00	T-34	George Thomas	76-71-79-73-299	\$600.00	T-61	Al Fuchs	78-74-80-77-309	\$222.73
T-13	Paul Harney	69-77-74-72-292	\$1,608.00	39	Ed Causey	78-73-77-72-300	\$525.00	T-61	Bob Grant	71-81-78-79-309	\$222.73
T-16	Al Balding	68-77-73-75-293	\$1,400.00	T-40	Hampton Auld	73-74-72-82-301	\$485.00	T-61	Fred Haas Jr.	74-78-85-72-309	\$222.73
T-16	Tom Nieporte	71-68-75-79-293	\$1,400.00	T-40	Lionel Hebert	77-73-72-79-301	\$485.00	T-61	Dick Sarta	76-73-81-79-309	\$222.73
T-16	Bob Toski	72-77-72-72-293	\$1,400.00	T-40	Bob Keller	74-74-78-75-301	\$485.00	T-61	Tom Strafaci	74-75-83-77-309	\$222.73
T-19	John Langford	74-76-69-75-294	\$1,250.00	T-40	Ed Rubis	70-75-77-79-301	\$485.00	T-61	Bud Timbrook	76-75-77-81-309	\$222.73
T-19	Auggie Navarro	68-72-79-75-294	\$1,250.00	T-44	Joe Cheves	73-75-75-79-302	\$445.00	T-68	John Ruedi	78-71-82-80-311	\$222.72
T-19	Charles Sifford	75-73-74-72-294	\$1,250.00	T-44	Emory Lee	73-74-76-79-302	\$445.00	T-68	Jim Shaw	75-75-76-85-311	\$222.72
T-22	George Bayer	73-74-74-74-295	\$1,125.00	T-44	Art Silvestrone	71-79-73-79-302	\$445.00	70	Bill Erfurth	76-75-87-78-316	\$222.72
T-22	Dan Sikes	77-70-71-77-295	\$1,125.00	T-44	Jack Webb	79-73-78-72-302	\$445.00	71	Ed Kroll	74-77-82-84-317	\$222.72
T-24	Dow Finsterwald	73-72-72-79-296	\$1,000.00	T-48	Bill Kozak	73-75-79-76-303	\$410.00				

1980

Arnold Palmer made his debut in the PGA Seniors' Championship at the age of 51, and won with a birdie on the first hole of a playoff. Observers predicted he would do the same for the new Senior PGA Tour as he did for all of golf in the late 1950s and '60s. His victory at Turnberry Isle CC proved to be nearly as exciting as any he had in the past. Palmer birdied the first extra hole from seven feet to edge first-round leader Paul Harney, after they tied at 1-over-par 289. "It's the PGA Championship I never won," said Palmer.

Champion: Arnold Palmer, Latrobe, Pa.		
Site: Turnberry Isle Country Club		
North Miami, Fla.		
Date: Dec. 4-7	Purse: \$125,000	
Par: 36-36-72 (6,800 Yards)		
Field: 127	Cut at 153	70 players advanced




	Course Avg.	Under Par	At Par	Over Par	Round Leader	Low Round	Arnold Palmer
Round 1:	76.8	8	7	112	Paul Harney	69 - Paul Harney	72 - T-9
Round 2:	76.8	4	9	114	Arnold Palmer	69 - Arnold Palmer	141 - (69) 1st
Round 3:	75.3	7	5	56	Arnold Palmer	68 - Art Wall	214 - (73) 1st
Round 4:	75.6	7	6	55	A. Palmer, P. Harney	69 - Bob Goalby	289 - (75) T-1
Totals:	76.36	26	27	337			

Championship Summary

Place	Name	Score	Winnings	Place	Name	Score	Winnings	Place	Name	Score	Winnings
1	Arnold Palmer	72-69-73-75-289	\$20,000.00	T-24	Jerry Barber	74-72-77-73-296	\$1,025.00	T-46	Marty Furgol	73-75-76-80-304	\$420.00
2	Paul Harney	69-74-75-71-289	\$15,000.00	T-24	Dean Lind	74-72-75-75-296	\$1,025.00	T-46	Lionel Hebert	75-76-76-77-304	\$420.00
3	Don January	73-74-73-70-290	\$12,500.00	T-26	Gardner Dickinson	72-76-74-75-297	\$900.00	T-46	Al Mengert	72-78-82-72-304	\$420.00
T-4	Julius Boros	75-71-74-71-291	\$5,128.57	T-26	Mike Fetchick	71-76-73-77-297	\$900.00	T-46	Ray Montgomery	76-77-74-77-304	\$420.00
T-4	Bob Erickson	72-73-75-71-291	\$5,128.57	T-26	Bob Toski	76-74-72-75-297	\$900.00	T-51	Bill Bisdorf	78-74-75-78-305	\$365.00
T-4	Bob Goalby	74-72-76-69-291	\$5,128.57	29	Murry Jacobs	74-77-72-75-298	\$800.00	T-51	George Kallish Jr.	76-73-79-77-305	\$365.00
T-4	Walker Inman Jr.	70-75-71-75-291	\$5,128.58	T-30	George Bayer	75-77-74-73-299	\$725.00	T-51	Bill Kozak	73-78-77-77-305	\$365.00
T-4	Charles Sifford	71-75-71-74-291	\$5,128.57	T-30	Henry Ransom	74-77-75-73-299	\$725.00	T-51	Ed Kroll	73-76-75-81-305	\$365.00
T-4	Art Wall	74-73-68-76-291	\$5,128.57	T-30	Mike Souchak	75-74-73-77-299	\$725.00	T-51	Herman Scharlau	78-73-78-76-305	\$365.00
T-4	Fred Wampler	70-73-76-72-291	\$5,128.57	T-33	Bob Duden	73-74-72-81-300	\$650.00	T-51	Everett Vinzant	76-76-81-72-305	\$365.00
T-11	Dow Finsterwald	72-76-72-73-293	\$1,833.34	T-33	J. C. Goosie	72-79-71-78-300	\$650.00	T-57	Ed Furgol	79-74-75-78-306	\$325.00
T-11	Doug Ford	76-70-75-72-293	\$1,833.33	T-33	Jimmy Russell	78-75-70-77-300	\$650.00	T-57	Bob Kay	75-77-78-76-306	\$325.00
T-11	Joe Jimenez	73-75-74-71-293	\$1,833.33	T-36	John Kalinka	74-75-75-77-301	\$562.50	T-59	Hampton Auld	75-78-77-78-308	\$305.60
T-14	Bill Collins	73-74-71-76-294	\$1,410.72	T-36	Jack Martin	75-72-76-78-301	\$562.50	T-59	Joe Cheves	74-78-76-80-308	\$305.60
T-14	Fred Haas Jr.	74-74-75-71-294	\$1,410.71	T-36	Eric Monti	74-75-77-75-301	\$562.50	T-59	Al Fuchs	74-73-78-83-308	\$305.60
T-14	Howie Johnson	73-76-73-72-294	\$1,410.71	T-36	Stan Thirsk	74-76-76-75-301	\$562.50	T-59	Joe Lopez Sr.	76-75-73-84-308	\$305.60
T-14	Ted Kroll	73-73-76-72-294	\$1,410.71	T-40	Billy Capps	77-72-78-75-302	\$490.00	63	Jackson Bradley	73-78-84-74-309	\$245.00
T-14	Mac Main	73-75-72-74-294	\$1,410.72	T-40	Fred Hawkins	76-72-79-75-302	\$490.00	T-64	Travis Hudson	77-75-76-82-310	\$245.00
T-14	Tom Nieporthe	73-74-73-74-294	\$1,410.71	T-40	Vernon Thwaites	73-78-78-73-302	\$490.00	T-64	Hans Merrell	76-75-79-80-310	\$245.00
T-14	George Thomas	70-72-76-76-294	\$1,410.72	T-43	Babe Lichardus	70-79-76-78-303	\$460.00	T-66	Bob Keller	75-78-78-81-312	\$245.00
T-21	John Langford	75-72-75-73-295	\$1,150.00	T-43	Milon Marusic	76-75-78-74-303	\$460.00	T-66	John Zontek	75-76-83-78-312	\$245.00
T-21	Emory Lee	71-75-74-75-295	\$1,150.00	T-43	Sam Penecale	72-76-80-75-303	\$460.00	68	Gus Bernardoni	76-75-80-82-313	\$245.00
T-21	Dan Sikes	78-73-70-74-295	\$1,150.00	T-46	Joe Conrad	75-75-74-80-304	\$420.00				

1979 The PGA Seniors' Championship jump-started the Senior PGA Tour with a \$100,000 tournament just before Christmas at Turnberry Isle CC in North Miami. This doubled the purse of the previous five years and signaled the start of what became one of the biggest success stories in the 1980s — the Senior PGA Tour. Don January, just 26 days past his 50th birthday and with earnings of \$80,000 on the “regular” Tour during the year, led all the way with an 18-under-par 270 total on the South Course. This became the second-lowest total in PGA Seniors' Championship history. He finished eight shots ahead of runner-up George Bayer, of Detroit.

Champion: Don January, Dallas		
Site: Turnberry Isle Country Club North Miami, Fla.		
Date: Dec. 13-16	Purse: \$100,000	
Par: 36-36-72 (6,800 Yards)		
Field: 140	Cut at: 154	73 players advanced



	Course Avg.	Under Par	At Par	Over Par	Round Leader	Low Round	Don January
Round 1:	77.3	11	8	118	Don January	68 - Don January	68 - 1st
Round 2:	76.4	15	4	110	Don January	67 - Bill Johnston, Chick Harbert	136 - (68) 1st
Round 3:	75.4	8	4	61	Don January	67 - Don January	203 - (67) 1st
Round 4:	76.4	4	3	66	Don January	67 - Don January	270 - (67) 1st
Totals:	76.50	38	19	355			


■ Championship Summary

Place	Name	Score	Winnings	Place	Name	Score	Winnings	Place	Name	Score	Winnings
1	Don January	68-68-67-67-270	\$15,000.00	T-26	Jerry Barber	72-76-74-76-298	\$712.50	T-51	Dub Apgan	74-78-76-78-306	\$275.00
2	George Bayer	71-67-68-72-278	\$12,000.00	T-26	Bob Goalby	73-72-72-81-298	\$712.50	T-51	Al Balding	81-73-73-79-306	\$275.00
T-3	Bill Johnston	72-67-69-74-282	\$9,000.00	T-28	Mike Franko	76-75-74-74-299	\$637.50	T-51	Bob Crowley	75-73-78-80-306	\$275.00
T-3	Dan Sikes	70-69-70-73-282	\$9,000.00	T-28	Lionel Hebert	75-75-72-77-299	\$637.50	T-51	Ed Furgol	75-77-75-79-306	\$275.00
T-5	Julius Boros	71-73-68-74-286	\$6,000.00	T-28	Howie Johnson	76-73-75-75-299	\$637.50	T-51	Gordon Jones	74-72-76-84-306	\$275.00
T-6	Gardner Dickinson	71-68-73-75-287	\$3,200.00	T-28	Babe Lichardus	75-76-75-73-299	\$637.50	T-51	Bill Morgan	76-76-80-74-306	\$275.00
T-6	Dow Finsterwald	70-73-71-73-287	\$3,200.00	T-32	Bob Erickson	73-72-76-79-300	\$570.00	57	Jackson Bradley	78-76-75-78-307	\$240.00
T-6	Art Wall	73-69-76-69-287	\$3,200.00	T-32	Mike Fetchick	74-76-73-77-300	\$570.00	58	Jack Ortman	78-76-78-76-308	\$230.00
9	Al Besselink	70-73-74-71-288	\$2,300.00	T-34	Pete Cooper	76-76-75-74-301	\$530.00	T-59	Lou Carter	76-78-74-81-309	\$203.00
T-10	Jack Fleck	72-69-72-77-290	\$1,950.00	T-34	Stan Thirsk	71-76-77-77-301	\$530.00	T-59	Brien Charter	77-76-79-77-309	\$203.00
T-10	Charles Sifford	71-73-74-72-290	\$1,950.00	36	Bob Duden	75-73-74-80-302	\$500.00	T-59	Richard Lotz	80-73-81-75-309	\$203.00
T-12	Roberto De Vincenzo	82-68-70-73-293	\$1,750.00	T-37	Clare Emery	74-77-74-78-303	\$460.00	T-59	Dick Mullen	77-76-75-81-309	\$203.00
T-12	Tom Nieporte	76-72-74-71-293	\$1,750.00	T-37	John Langford	72-76-79-76-303	\$460.00	T-59	Chuck Scally	81-73-78-77-309	\$203.00
T-14	Bob Grant	75-71-73-75-294	\$1,500.00	T-37	Ken Mast	75-77-77-74-303	\$460.00	T-64	Don Collett	75-78-75-82-310	\$177.50
T-14	Fred Hawkins	74-74-74-72-294	\$1,500.00	T-40	Jay Hebert	75-76-76-77-304	\$392.00	T-64	Tex Consalver	79-75-79-77-310	\$177.50
T-14	Sam Snead	75-74-71-74-294	\$1,500.00	T-40	Travis Hudson	77-74-75-78-304	\$392.00	T-64	Doug Ford	76-78-77-79-310	\$177.50
T-17	Bill Collins	75-69-76-75-295	\$1,110.00	T-40	Joe Jimenez	71-78-78-77-304	\$392.00	T-64	Chandler Harper	78-73-80-79-310	\$177.50
T-17	Chick Harbert	74-67-76-78-295	\$1,110.00	T-40	Al Nelson	76-73-76-79-304	\$392.00	T-68	Willie Barber	77-75-76-83-311	\$160.00
T-17	Walker Inman Jr.	73-71-78-73-295	\$1,110.00	T-40	George Thomas	73-79-78-74-304	\$392.00	T-68	Auggie Navarro	75-75-78-83-311	\$160.00
T-17	Billy Maxwell	73-73-75-74-295	\$1,110.00	T-45	George Copoun	74-77-79-75-305	\$335.00	T-68	John Ruedi	78-75-78-80-311	\$160.00
T-17	Ken Towns	73-71-77-74-295	\$1,110.00	T-45	Bill Erfurth	76-74-77-78-305	\$335.00	T-71	Paul McMullen	77-76-80-79-312	\$150.00
T-22	J. C. Goosie	72-77-72-75-296	\$850.00	T-45	Milon Marusic	78-76-76-75-305	\$335.00	T-71	Don Street	78-76-81-77-312	\$150.00
T-22	Emory Lee	71-74-77-74-296	\$850.00	T-45	Henry Ransom	72-74-76-83-305	\$335.00	73	Ed Causey	75-76-81-81-313	\$150.00
T-22	Everett Vinzant	72-73-75-76-296	\$850.00	T-45	Carroll Sharp	77-71-82-75-305	\$335.00				
25	John Kalinka	78-69-75-75-297	\$750.00	T-45	Charles Smith	72-81-74-78-305	\$335.00				

1979 FEBRUARY

Jack Fleck won the 1955 U.S. Open and two tour titles in the early 1960s, all in playoffs. Therefore, it was fitting that his only victory in the PGA Seniors' Championship also would be in a playoff. The second straight three-man playoff ended on the third hole of the Magnolia Course at Walt Disney World, when Fleck sank a 25-foot putt for birdie to beat Bill Johnston, of Phoenix, Ariz., and Bob Erickson, of Casselberry, Fla. All three tied at 1-over-par 289, with three former Champions — Julius Boros, Roberto De Vincenzo and Joe Jimenez — tied for fourth, one stroke behind at 290.

Champion: Jack Fleck, Santa Ana, Calif.	
Site: Walt Disney World Resort	
Lake Buena Vista, Fla.	
Date: Feb. 1-4	
Par: 36-36-72	Purse: \$50,000



Championship Summary

Place	Name	Score	Winnings	Place	Name	Score	Winnings	Place	Name	Score	Winnings
T-1	Jack Fleck	73-71-75-70-289	\$8,000.00	T-18	Emory Lee	74-79-74-71-298	\$500.00	T-34	Mike Fetchick	75-79-75-73-302	\$185.00
T-2	Bob Erickson	72-72-75-70-289	\$4,250.00	T-18	Mal McMullen	75-73-77-73-298	\$500.00	T-34	Chandler Harper	74-77-76-75-302	\$185.00
T-2	Bill Johnston	73-75-70-71-289	\$4,250.00	T-18	Jim Riggins	75-78-75-70-298	\$500.00	T-34	Ed Rubis	76-77-71-78-302	\$185.00
T-4	Julius Boros	74-72-75-69-290	\$1,583.34	T-21	Bob Below	75-77-75-72-299	\$425.00	T-38	Bob Hendricks	77-77-75-74-303	\$153.33
T-4	Roberto De Vincenzo	72-71-74-73-290	\$1,583.33	T-21	Murry Jacobs	72-72-78-77-299	\$425.00	T-38	Hans Merrell	76-77-74-76-303	\$153.33
T-4	Joe Jimenez	72-73-73-72-290	\$1,583.33	T-21	George Thomas	74-76-75-74-299	\$425.00	T-38	Charles Smith	75-79-76-73-303	\$153.33
7	Stan Thirsk	70-74-74-74-292	\$1,150.00	T-24	Billy Capps	77-75-71-77-300	\$325.00	T-41	Al Besselink	75-78-78-73-304	\$100.00
T-8	Pete Cooper	73-75-72-73-293	\$1,000.00	T-24	Bob Duden	70-77-77-76-300	\$325.00	T-41	Clare Emery	74-77-80-73-304	\$100.00
T-8	Babe Lichardus	70-72-74-77-293	\$1,000.00	T-24	John Kalinka	74-76-79-71-300	\$325.00	T-41	Bob Toski	79-73-78-74-304	\$100.00
10	Ken Mast	75-74-72-73-294	\$850.00	T-24	Tom Nieporte	77-77-75-71-300	\$325.00	T-44	Gene Fawbush	78-75-78-74-305	\$100.00
T-11	Charles Sifford	74-74-73-74-295	\$725.00	T-24	Roy Wallin	75-76-74-75-300	\$325.00	T-44	Milon Marusic	77-78-72-78-305	\$100.00
T-11	Sam Snead	75-72-75-73-295	\$725.00	T-29	Luca Barbato	73-76-77-75-301	\$230.00	T-44	Henry Ransom	74-79-79-73-305	\$100.00
T-13	George Bayer	69-79-75-73-296	\$641.66	T-29	Bill Kozak	77-78-72-74-301	\$230.00	T-47	Bob Bodington	79-74-78-75-306	\$100.00
T-13	Joe Cheves	76-75-73-72-296	\$641.67	T-29	Bill Morgan	75-74-73-79-301	\$230.00	T-47	Manuel de la Torre	79-77-69-81-306	\$100.00
T-13	Doug Ford	73-75-74-74-296	\$641.66	T-29	Paul O'Leary	76-75-75-75-301	\$230.00	T-47	Billy Gilbert	74-77-78-77-306	\$100.00
T-16	Bill Ezinicki	74-74-74-75-297	\$562.50	T-29	Fred Wampler	74-75-77-75-301	\$230.00	T-47	Gaylon Simon	76-76-77-77-306	\$100.00
T-16	Fred Haas Jr.	74-77-71-75-297	\$562.50	T-34	Bill Collins	81-76-73-72-302	\$185.00				

39TH SENIOR PGA CHAMPIONSHIP

1978

The first three-man playoff in PGA Seniors' Championship history ended quickly. Joe Jimenez of Jefferson City, Mo., sank a four-foot birdie putt on the first extra hole at the Walt Disney World Magnolia course after hitting a 4-iron to the green. "I came here just trying to finish in the top 10," said Jimenez. "I didn't think about coming here to win." Jimenez posted consistent rounds of 72-71-73-70 and was tied in regulation at 2-under-par 286 with Manuel de la Torre of Milwaukee, Wis., and Joe Cheves of Morganton, N.C.

Champion: Joe Jimenez, Jefferson City, Mo.	
Site: Walt Disney World Resort	
Lake Buena Vista, Fla.	
Date: Feb. 2-5	
Par: 36-36-72	Purse: \$50,000



Championship Summary

Place	Name	Score	Winnings	Place	Name	Score	Winnings	Place	Name	Score	Winnings
1	Joe Jimenez	72-71-73-70-286	\$8,000.00	T-18	Fred Haas Jr.	69-75-74-77-295	\$500.00	T-36	Ed Furgol	77-80-73-74-304	\$170.00
T-2	Joe Cheves	73-72-71-70-286	\$4,250.00	T-18	Milon Marusic	73-70-78-74-295	\$500.00	T-36	Bob Hendricks	79-73-74-78-304	\$170.00
T-2	Manuel de la Torre	68-71-79-68-286	\$4,250.00	21	Ed Rubis	72-76-76-72-296	\$450.00	T-39	Bill Kozak	76-76-76-77-305	\$150.00
T-4	Jack Fleck	70-70-73-74-287	\$1,750.00	T-22	Chandler Harper	71-72-77-77-297	\$412.50	T-39	Eli Marovich	78-75-78-74-305	\$150.00
T-4	Ray Montgomery	70-69-78-70-287	\$1,750.00	T-22	Hans Merrell	72-76-75-74-297	\$412.50	T-41	Marty Furgol	77-75-79-75-306	\$100.00
6	Sam Snead	72-75-70-71-288	\$1,250.00	T-24	Willie Barber	77-76-72-73-298	\$337.50	T-41	Bill Morgan	73-76-79-78-306	\$100.00
T-7	Roberto De Vincenzo	74-72-71-72-289	\$1,100.00	T-24	William Gilbert	75-73-73-77-298	\$337.50	T-41	Don Street	76-75-76-79-306	\$100.00
T-7	Art Wall	73-71-72-73-289	\$1,100.00	T-24	George Thomas	76-72-75-75-298	\$337.50	T-44	Harold Reed	75-78-78-76-307	\$100.00
9	Murry Jacobs	75-73-71-73-292	\$950.00	T-24	Bud Timbrook	74-75-72-77-298	\$337.50	T-44	Tal Smith	75-73-79-80-307	\$100.00
T-10	Julius Boros	74-71-75-73-293	\$704.17	T-28	Fred Atkins	76-72-79-72-299	\$262.50	T-44	Tom Talkington	71-73-84-79-307	\$100.00
T-10	Clare Emery	72-74-72-75-293	\$704.16	T-28	Herman Scharlau	71-74-76-78-299	\$262.50	T-47	Bob Grant	75-77-77-79-308	\$100.00
T-10	Babe Lichardus	70-77-73-73-293	\$704.16	30	Gaylon Simon	74-75-77-74-300	\$240.00	T-47	Roy Wallin	76-79-76-77-308	\$100.00
T-10	Mal McMullen	72-75-73-73-293	\$704.17	T-31	Bob Below	72-76-78-75-301	\$220.00	T-49	Ballard Beasley	76-81-76-76-309	\$40.00
T-10	Charles Sifford	71-71-76-75-293	\$704.16	T-31	Ted Kroll	76-75-73-77-301	\$220.00	T-49	Kyle Burton	73-76-86-74-309	\$40.00
T-10	Fred Wampler	71-76-72-74-293	\$704.16	T-31	John Langford	73-75-77-76-301	\$220.00	T-49	George Capoun	76-75-76-82-309	\$40.00
T-16	George Bayer	72-72-76-74-294	\$562.50	T-34	Joe Taylor	70-80-78-75-303	\$195.00	T-49	Ronald Laparl	80-75-72-82-309	\$40.00
T-16	Billy Capps	73-75-73-73-294	\$562.50	T-34	Everett Vinzant	70-74-79-80-303	\$195.00	T-49	Warren Smith	78-74-77-80-309	\$40.00
T-18	Bob Erickson	73-75-74-73-295	\$500.00	T-36	John Doctor	77-74-79-74-304	\$170.00				

1977 Icy rain, numbing cold, rising winds and fog conditions greeted the 180 starters in the 38th PGA Seniors' Championship. Julius Boros of Fort Lauderdale survived with a 5-under-par 283 total for his second PGA Seniors' victory, two strokes lower than he had in 1971 at Palm Beach Gardens. Former Champion Fred Haas Jr. three-putted the 71st hole and finished at 284.

Champion: Julius Boros, Ft. Lauderdale, Fla.
Site: Walt Disney World Resort Lake Buena Vista, Fla.
Date: Jan. 27-30
Par: 36-36-72 Purse: \$50,000



Championship Summary*

Place	Name	Score	Winnings	Place	Name	Score	Winnings	Place	Name	Score	Winnings
1	Julius Boros	71-69-71-72-283	\$7,500.00	T-18	Jim Browning	75-76-74-73-298	\$512.50	T-34	Billy Gilbert	73-74-83-74-304	\$180.00
2	Fred Haas Jr.	70-71-70-73-284	\$5,000.00	T-18	Joe Taylor	74-78-72-74-298	\$512.50	T-34	Gene Hamm	75-74-75-80-304	\$180.00
T-3	Clare Emery	76-75-71-67-289	\$3,000.00	T-20	Billy Capps	79-74-72-74-299	\$450.00	T-34	Ted Kroll	73-76-77-78-304	\$180.00
T-3	Tex Simon	69-76-70-74-289	\$3,000.00	T-20	Joe Jimenez	76-73-76-74-299	\$450.00	T-34	Larry Tomasino	75-74-76-79-304	\$180.00
5	Sam Snead	72-72-73-73-290	\$1,500.00	T-20	Herman Scharlau	76-71-73-79-299	\$450.00	T-39	Alfonso Atkins	78-75-79-73-305	\$125.00
6	Joe Lopez Sr.	74-71-75-72-292	\$1,250.00	T-23	Luca Barbato	76-73-75-76-300	\$375.00	T-39	Joe Cheves	77-78-77-73-305	\$125.00
7	Bob Toski	71-78-71-73-293	\$1,150.00	T-23	Pete Cooper	79-75-73-73-300	\$375.00	T-39	Ed Furgol	75-79-76-75-305	\$125.00
T-8	Al Balding	73-71-77-73-294	\$900.00	T-23	George Thomas	77-71-75-77-300	\$375.00	T-39	Carroll Sharp	82-70-76-77-305	\$125.00
T-8	George Bayer	72-74-78-70-294	\$900.00	T-26	Jackson Bradley	71-75-74-81-301	\$287.50	T-43	Bob Below	75-79-78-74-306	\$100.00
T-8	Gil Cavanaugh	75-73-74-72-294	\$900.00	T-26	Manuel de la Torre	79-74-75-73-301	\$287.50	T-43	Paul Biggy	75-75-80-76-306	\$100.00
T-8	Fred Wampler	74-72-77-71-294	\$900.00	T-26	J. D. Taylor	77-75-77-72-301	\$287.50	T-43	Ken Mast	81-70-76-79-306	\$100.00
T-12	Ray Montgomery	75-74-74-72-295	\$687.50	T-26	Everett Vinzant	79-74-76-72-301	\$287.50	T-43	Dick Neumann	77-76-77-76-306	\$100.00
T-12	Chuck Scally	72-73-71-79-295	\$687.50	30	Kyle Burton	71-73-78-80-302	\$240.00	T-47	Ange Alberico	75-76-77-79-307	\$80.00
T-14	John Doctor	76-71-75-74-296	\$625.00	T-31	Murry Jacobs	74-76-76-77-303	\$220.00	T-47	Bill Morgan	79-76-77-75-307	\$80.00
T-14	Charles Sifford	73-75-73-75-296	\$625.00	T-31	Mac McCharg	73-77-77-76-303	\$220.00	T-47	Ed Rubis	73-74-80-80-307	\$80.00
T-16	Doug Ford	73-74-72-78-297	\$562.50	T-31	Tom Talkington	77-78-72-76-303	\$220.00	T-47	Paul Runyan	79-72-78-78-307	\$80.00
T-16	Roy Wallin	74-76-73-74-297	\$562.50	T-34	Ben Davis	78-74-73-79-304	\$180.00	T-47	Bob Watson	81-74-73-79-307	\$80.00

SENIOR PGA CHAMPIONSHIP

1976 A tornado warning interrupted play for 40 minutes during the final round. When play resumed, Pete Cooper, a 61-year-old veteran from Branford, Fla., played 1-under-par golf the last five holes, for a par 72 on the Magnolia Course and a 5-under-par 283 total. For the second year in a row, Fred Wampler was runner-up, this time by five strokes, as he made double-bogey on each of the last two holes. After receiving the keys to a new Lincoln Mark IV, Cooper, who owns a farm in rural Florida, said, "They'll run me out of the county if I drive up in this. I'd look better in a Lincoln tractor."

Champion: Pete Cooper, Branford, Fla.
Site: Walt Disney World Resort Lake Buena Vista, Fla.
Date: Jan. 29-Feb. 1
Par: 36-36-72 Purse: \$50,000



Championship Summary*

Place	Name	Score	Winnings**	Place	Name	Score	Winnings	Place	Name	Score	Winnings
1	Pete Cooper	69-71-71-72-283	\$7,500.00	23	Hampton Auld	79-78-71-72-300	\$400.00	T-43	William Gilbert	77-73-78-79-307	\$80.00
2	Fred Wampler	67-74-72-75-288	\$5,000.00	T-24	Clare Emery	76-75-74-76-301	\$337.50	T-43	Chick Harbert	76-73-78-80-307	\$80.00
3	Manuel de la Torre	75-71-71-77-294	\$3,500.00	T-24	Ed Furgol	76-79-73-73-301	\$337.50	T-43	Sam Penecale	75-79-72-81-307	\$80.00
T-4	George Bayer	70-75-74-76-295	\$2,000.00	T-24	Hans Merrell	74-74-77-76-301	\$337.50	T-43	Paul Runyan	75-78-74-80-307	\$80.00
T-4	Milon Marusic	72-80-68-75-295	\$2,000.00	T-24	Henry Ransom	75-75-74-77-301	\$337.50	T-43	Everett Stuart	77-74-80-76-307	\$80.00
T-6	Murry Jacobs	75-71-70-80-296	\$921.87	T-28	Ted Kroll	73-75-75-80-303	\$262.50	T-43	Tom Talkington	77-75-81-74-307	\$80.00
T-6	Chuck Klein	74-72-72-78-296	\$921.87	T-28	Mike Power	74-76-74-79-303	\$262.50	T-43	Bud Williamson	78-76-75-78-307	\$80.00
T-6	Joe Lopez Sr.	76-77-73-70-296	\$921.88	T-30	Marty Furgol	75-75-76-78-304	\$230.00	T-43	William Zylstra	80-73-77-77-307	\$80.00
T-6	Charles Sifford	74-74-72-76-296	\$921.87	T-30	Bob Gajda	78-76-73-77-304	\$230.00				
T-6	Sam Snead	73-77-71-75-296	\$921.88	T-30	Otto Greiner	74-78-72-80-304	\$230.00				
T-6	Joe Taylor	73-74-74-75-296	\$921.88	T-33	Patrick Abbott	71-81-72-81-305	\$176.25				
T-6	Bud Timbrook	75-78-72-71-296	\$921.88	T-33	Sam Drake	82-75-72-76-305	\$176.25				
T-6	Bob Watson	68-73-74-81-296	\$921.87	T-33	Doug Ford	78-74-73-80-305	\$176.25				
14	Fred Haas Jr.	74-75-74-74-297	\$650.00	T-33	Bob Hendricks	77-80-73-75-305	\$176.25				
T-15	Ballard Beasley	74-72-76-76-298	\$575.00	T-33	Bill Kozak	77-79-79-70-305	\$176.25				
T-15	Gaylon Simon	76-72-72-78-298	\$575.00	T-33	John Langford	72-81-77-75-305	\$176.25				
T-15	Henry Williams	73-75-74-76-298	\$575.00	T-33	Harold Reed	78-75-75-77-305	\$176.25				
T-18	Billy Capps	74-76-71-78-299	\$475.00	T-33	Walter Romans	78-73-76-78-305	\$176.25				
T-18	John Doctor	76-75-69-79-299	\$475.00	T-41	Warren Smith	73-78-78-77-306	\$100.00				
T-18	Morgan Fottrell	74-71-71-83-299	\$475.00	T-41	Roy Wallin	76-79-71-80-306	\$100.00				
T-18	Chandler Harper	75-80-74-70-299	\$475.00	T-43	Errie Ball	75-78-72-82-307	\$80.00				
T-18	George Thomas	72-77-76-74-299	\$475.00	T-43	Ross Collins	74-78-75-80-307	\$80.00				

37TH SENIOR PGA CHAMPIONSHIP

** Some tournament lists from 1956-76 include money awarded from special events taking place within the Championship. This accounts for money totals that don't necessarily reflect a player's finish in the final standings.
* Only available summaries; some purses unavailable.

1975 The PGA Seniors' Championship began a five-year stand at Walt Disney World and boosted the prize money to \$50,000. Charles Sifford and Fred Wampler, each eligible for the first time, tied at 8-under-par 280. Sifford sank a 22-foot birdie putt on the first extra hole for the victory, winning the \$7,500 first-place check.

Champion: Charles Sifford, Los Angeles	
Site: Walt Disney World Resort	
Lake Buena Vista, Fla.	
Date: Jan. 30-Feb. 2	
Par: 36-36-72	Purse: \$50,000



Championship Summary*

Place	Name	Score	Winnings**	Place	Name	Score	Winnings	Place	Name	Score	Winnings
1	Charles Sifford	68-71-72-69-280	\$7,500.00	T-17	Herman Scharlau	73-72-71-77-293	\$512.50	T-39	Pat Abbott	73-74-75-78-300	\$116.66
2	Fred Wampler	69-70-69-72-280	\$5,000.00	T-21	Luca Barbato	73-75-70-76-294	\$425.00	T-39	Marty Furgol	77-79-71-73-300	\$116.67
3	Chick Harbert	71-68-70-73-282	\$3,500.00	T-21	Ray Montgomery	70-74-78-72-294	\$425.00	T-39	Henry Ransom	80-74-73-73-300	\$116.67
4	Julius Boros	72-71-68-73-284	\$2,500.00	T-21	Bob Watson	76-73-73-72-294	\$425.00	T-39	Harold Reed	72-74-78-76-300	\$116.67
5	Ed Furgol	71-72-71-73-287	\$1,500.00	T-24	Bill Ezinicki	69-75-71-80-295	\$337.50	T-39	Walter Romans	73-74-75-78-300	\$116.67
6	Sam Snead	74-73-70-71-288	\$1,250.00	T-24	Bob Hendricks	73-70-73-79-295	\$337.50	T-39	Warren Smith	72-74-75-79-300	\$116.66
T-7	Billy Capps	72-71-74-72-289	\$1,000.00	T-24	Ted Kroll	78-73-73-71-295	\$337.50	T-45	Eddie Nowak	72-76-78-75-301	\$100.00
T-7	Pete Cooper	73-74-70-72-289	\$1,000.00	T-24	Joe Lopez Sr.	74-77-69-75-295	\$337.50	T-45	Charles Prentice Jr.	75-75-75-76-301	\$100.00
T-7	Bill Johnston	71-71-72-75-289	\$1,000.00	28	Felice Torza	72-72-78-74-296	\$275.00	T-47	Arthur Joiner	75-73-74-80-302	\$100.00
T-7	Joe Taylor	69-73-77-70-289	\$1,000.00	T-29	Errie Ball	71-77-74-75-297	\$225.00	T-47	Lou Warobick	74-77-77-74-302	\$100.00
T-11	Tommy Bolt	72-71-72-75-290	\$708.34	T-29	Joe Cheves	78-73-74-72-297	\$225.00	49	Paul Biggy	77-76-74-76-303	\$100.00
T-11	Chandler Harper	74-71-74-71-290	\$708.33	T-29	Bob Gajda	73-74-72-78-297	\$225.00	T-50	Joseph Burch	75-79-74-76-304	\$20.00
T-11	Bob Kay	76-73-73-68-290	\$708.33	T-29	Otto Greiner	75-75-74-73-297	\$225.00	T-50	Mike Fetchick	78-78-72-76-304	\$20.00
14	Milon Marusic	70-74-74-73-291	\$650.00	T-29	Chuck Klein	74-71-71-81-297	\$225.00	T-50	Everett Stuart	75-78-75-76-304	\$20.00
T-15	Fred Haas Jr.	73-74-73-72-292	\$587.50	T-29	Bill Kozak	77-71-74-75-297	\$225.00	T-50	Bud Timbrook	74-76-78-76-304	\$20.00
T-15	Hans Merrell	73-71-76-72-292	\$587.50	T-35	George Thomas	73-75-74-76-298	\$180.00	T-50	Wally Ulrich	78-77-73-76-304	\$20.00
T-17	Jim Browning	73-75-78-67-293	\$512.50	T-35	Ed Trojan	74-73-75-76-298	\$180.00				
T-17	Manuel de la Torre	71-74-74-74-293	\$512.50	T-35	Henry Williams	74-74-75-75-298	\$180.00				
T-17	Eric Monti	75-73-73-72-293	\$512.50	38	Doug Ford	72-74-76-77-299	\$160.00				

35TH SENIOR PGA CHAMPIONSHIP

1974 M.R. "Chick" Harbert, former PGA Champion and Ryder Cup Team captain, offered St. Lucie CC in Port St. Lucie as the site of the PGA Seniors' Championship. Roberto De Vincenzo, eligible for the first time, arrived from Argentina with little concern about winning. "Maybe I make enough money to pay for the trip, but I tell my wife we come up and just have a good time visiting old friends." De Vincenzo had the best time of all, with a 15-under-par 273 to win by three shots. Julius Boros and Art Wall tied for second.

Champion: Roberto De Vincenzo, Buenos Aires, Argentina	
Site: Port St. Lucie Country Club	
Port St. Lucie, Fla.	
Date: Jan. 31-Feb. 3	
Par: 36-36-72	Purse: \$40,000



Championship Summary*

Place	Name	Score	Winnings**	Place	Name	Score	Winnings	Place	Name	Score	Winnings
1	Roberto De Vincenzo	68-68-71-66-273	\$4,000.00	T-17	Joe Taylor	75-71-73-72-291	\$500.00	T-33	Pete Fleming	71-74-76-76-297	\$145.00
T-2	Julius Boros	70-67-67-72-276	\$2,500.00	T-20	Ed Furgol	71-78-69-74-292	\$500.00	T-33	Labron Harris Sr.	72-77-72-76-297	\$145.00
T-2	Art Wall	71-68-68-69-276	\$2,500.00	T-20	Billy Gilbert	73-72-75-72-292	\$500.00	T-33	Mac McCharg	71-73-78-75-297	\$145.00
4	Sam Snead	67-73-67-72-279	\$1,600.00	22	Hans Merrell	70-74-76-73-293	\$400.00	T-33	Russell Strouse	72-76-77-72-297	\$145.00
T-5	Pete Cooper	69-69-69-75-282	\$1,066.67	23	Jim Browning	73-77-74-70-294	\$375.00	T-41	Bill Davis	76-74-75-73-298	\$100.00
T-5	Doug Ford	69-70-71-72-282	\$1,066.66	T-24	Pat Abbott	73-76-72-74-295	\$292.50	T-41	Otto Greiner	76-76-70-76-298	\$100.00
T-5	Chick Harbert	69-72-71-70-282	\$1,066.66	T-24	Ballard Beasley	72-72-76-75-295	\$292.50	T-41	Bob Hendricks	71-76-75-76-298	\$100.00
8	Chandler Harper	70-70-72-75-287	\$850.00	T-24	Duke Gibson	73-73-74-75-295	\$292.50	T-41	Howie Johnson	76-70-78-74-298	\$100.00
T-9	Herman Keiser	71-71-75-71-288	\$750.00	T-24	Milon Marusic	77-70-73-75-295	\$292.50	T-41	Herman Scharlau	77-72-74-75-298	\$100.00
T-9	Joe Lopez Sr.	71-73-72-72-288	\$750.00	T-24	Cliff Settergren	73-75-72-75-295	\$292.50	T-41	Don Street	74-76-74-74-298	\$100.00
T-11	Marty Furgol	72-71-74-72-289	\$650.00	T-24	Ken Yount	73-74-74-74-295	\$292.50	T-47	Luca Barbato	73-72-78-76-299	\$66.67
T-11	Bob Gajda	71-73-73-72-289	\$650.00	T-30	Ernie Catropa	72-76-72-76-296	\$203.33	T-47	Paul Biggy	72-75-72-80-299	\$66.66
T-11	Chuck Klein	71-72-72-74-289	\$650.00	T-30	Matt Moore	74-70-78-74-296	\$203.33	T-47	Ferdie Catropa	76-73-74-76-299	\$66.67
T-14	Joe Cheves	73-73-69-75-290	\$575.00	T-30	Warren Smith	71-71-75-79-296	\$203.34	T-47	Bill Kozak	77-72-76-74-299	\$66.67
T-14	Fred Haas Jr.	71-74-72-73-290	\$575.00	T-33	Errie Ball	70-77-76-74-297	\$145.00	T-47	Charles Rotar	76-74-70-79-299	\$66.66
T-14	Felice Torza	73-74-73-70-290	\$575.00	T-33	Jackson Bradley	74-70-78-75-297	\$145.00	T-47	John Wudnoski	76-76-71-76-299	\$66.67
T-17	Ted Kroll	71-72-72-76-291	\$500.00	T-33	Billy Capps	74-73-76-74-297	\$145.00				
T-17	Henry Ransom	74-74-73-70-291	\$500.00	T-33	Sam Drake	71-74-78-74-297	\$145.00				

1973 This is the one they're still talking about, and probably will for as long as the PGA Seniors' Championship is played. Sam Snead was an amazing 20-under par in four days on the East Course at PGA National GC, with rounds of 66-66-67-69-268. "I thought I played pretty well," said Julius Boros, who was second but 15 strokes behind. Boros finished at 283, two strokes lower than his winning total two years earlier on the same course. It was the last PGA Seniors' Championship at this site, now known as BallenIsles Country Club.

Champion: Sam Snead,	
White Sulphur Springs, W.Va.	
Site:	PGA National Golf Club
	Palm Beach Gardens, Fla.
Date:	Jan. 25-28
Par:	36-36-72 Purse: \$40,000



Championship Summary*

Place	Name	Score	Winnings**	Place	Name	Score	Winnings	Place	Name	Score	Winnings
1	Sam Snead	66-66-67-69-268	\$4,000.00	T-18	Joe Kirkwood	73-73-77-76-299	\$487.50	T-36	Pete Fleming	73-82-74-74-303	\$145.00
2	Julius Boros	69-70-71-73-283	\$3,000.00	T-20	Jim Browning	70-74-77-79-300	\$412.50	T-38	Patrick Abbott	77-75-77-75-304	\$112.00
3	Joe Taylor	70-72-73-73-288	\$2,000.00	T-20	Guy Cogle	74-74-76-76-300	\$412.50	T-38	Clarence Doser	77-76-73-78-304	\$112.00
T-4	Ed Furgol	70-72-71-77-290	\$1,425.00	T-20	Otto Greiner	74-73-76-77-300	\$412.50	T-38	Warren Smith	75-77-77-75-304	\$112.00
T-4	Milon Marusic	74-72-73-71-290	\$1,425.00	T-20	Buck White	72-73-76-79-300	\$412.50	T-38	Bud Timbrook	71-78-77-78-304	\$112.00
6	Pete Cooper	70-73-78-71-292	\$1,025.00	T-24	Michael Austin	74-74-77-76-301	\$292.50	T-38	William Zylstra	74-74-77-79-304	\$112.00
7	Joe Lopez Sr.	73-71-71-78-293	\$925.00	T-24	Ernie Ball	76-76-73-76-301	\$292.50	T-43	Fred Atkins	74-77-76-78-305	\$100.00
8	Duke Gibson	71-73-72-78-294	\$850.00	T-24	Joe Brown	74-75-75-77-301	\$292.50	T-43	Bob Kay	71-81-77-76-305	\$100.00
9	Bob Gajda	71-73-74-77-295	\$775.00	T-24	Marty Furgol	76-75-74-76-301	\$292.50	T-43	Charles Rotar	79-76-74-76-305	\$100.00
10	Luca Barbato	74-71-76-75-296	\$725.00	T-24	Jack Martin	72-71-77-81-301	\$292.50	T-43	Felice Torza	77-75-73-80-305	\$100.00
T-11	Chandler Harper	72-75-74-76-297	\$637.50	T-24	Skee Riegel	75-74-74-78-301	\$292.50	T-47	Mike Fetchick	73-79-76-78-306	\$57.15
T-11	Lou Kretlow	71-77-78-71-297	\$637.50	T-30	Manuel de la Torre	73-73-78-78-302	\$186.67	T-47	Paul Gross	77-76-80-73-306	\$57.14
T-11	Peter Mazur	76-76-72-73-297	\$637.50	T-30	Steve Doctor	72-75-74-81-302	\$186.67	T-47	Chuck Klein	73-75-79-79-306	\$57.15
T-11	Henry Williams Jr.	71-74-79-73-297	\$637.50	T-30	Ted Kroll	77-75-74-76-302	\$186.66	T-47	Bill Kozak	75-76-80-75-306	\$57.14
T-15	Billy Capps	72-76-74-76-298	\$550.00	T-30	Joseph "Hap" Maiba	73-77-74-78-302	\$186.67	T-47	Edward Lockie	80-76-74-76-306	\$57.14
T-15	Fred Haas Jr.	73-73-75-77-298	\$550.00	T-30	Eddie Nowak	75-77-72-78-302	\$186.67	T-47	W. D. McCharen	77-72-79-78-306	\$57.14
T-15	Harold Reed	75-71-74-78-298	\$550.00	T-30	Everett Stuart	76-73-75-78-302	\$186.66	T-47	Herman Scharlau	78-77-74-77-306	\$57.15
T-18	Jack Isaacs	72-73-76-78-299	\$487.50	T-36	Ernie Catropa	75-76-75-77-303	\$145.00				

33RD SENIOR PGA CHAMPIONSHIP

1972 Coming from behind in the final round, Sam Snead reclaimed by one stroke the title he had surrendered to Julius Boros a year earlier. Down at the 13th tee by three, after a double-bogey at No. 12, Snead side-saddled a 25-footer for a birdie on No. 14. He finished with four straight pars, as Boros suffered bogeys on Nos. 13 and 14. Boros finished with a bogey on No. 18, giving Snead his fifth PGA Seniors' Championship. Boros and Tommy Bolt, each with 75 in the final round, tied for second.

Champion: Sam Snead,	
White Sulphur Springs, W.Va.	
Site:	PGA National Golf Club
	Palm Beach Gardens, Fla.
Date:	Jan. 27-30
Par:	36-36-72 Purse: \$40,000




Championship Summary*

Place	Name	Score	Winnings**	Place	Name	Score	Winnings	Place	Name	Score	Winnings
1	Sam Snead	69-73-73-71-286	\$4,000.00	19	Ernie Ball	75-79-71-76-301	\$475.00	T-34	Bob Kay	75-80-74-79-308	\$150.00
T-2	Tommy Bolt	72-69-71-75-287	\$2,500.00	T-20	Jack Isaacs	78-73-73-78-302	\$437.50	T-34	Joe Taylor	79-78-78-73-308	\$150.00
T-2	Julius Boros	69-74-69-75-287	\$2,500.00	T-20	Buck White	72-76-74-80-302	\$437.50	T-39	Clarence Doser	75-79-78-77-309	\$106.00
4	Pete Cooper	74-76-71-70-291	\$1,600.00	T-22	Duke Gibson	76-77-74-76-303	\$375.00	T-39	Ray Hill	80-76-76-77-309	\$106.00
T-5	Marty Furgol	76-73-71-72-292	\$1,137.50	T-22	Chuck Klein	74-73-78-78-303	\$375.00	T-39	Joseph "Hap" Maiba	75-82-76-76-309	\$106.00
T-5	Fred Haas Jr.	75-69-75-73-292	\$1,137.50	T-22	Jack Martin	75-73-78-77-303	\$375.00	T-39	Harlan Will	78-78-79-74-309	\$106.00
7	Joe Lopez Sr.	74-74-70-75-293	\$925.00	T-25	Bill Davis	73-76-77-78-304	\$281.00	T-39	Henry Williams Sr.	75-81-77-76-309	\$106.00
8	Herman Keiser	75-75-72-72-294	\$850.00	T-25	Dutch Harrison	78-80-72-74-304	\$281.00	T-44	Sam Drake	79-75-76-80-310	\$100.00
9	Chandler Harper	75-71-74-76-296	\$775.00	T-25	Milon Marusic	77-75-72-80-304	\$281.00	T-44	Bob Hendricks	72-77-82-79-310	\$100.00
10	Ed Furgol	70-74-78-76-298	\$725.00	T-25	Hans Merrell	76-77-74-77-304	\$281.00	T-44	Mark Hipkins	77-79-78-76-310	\$100.00
T-11	Jim Browning	77-72-75-75-299	\$637.50	T-25	Skee Riegel	77-77-74-76-304	\$281.00	47	Luca Barbato	76-74-81-80-311	\$100.00
T-11	Ted Kroll	76-72-78-73-299	\$637.50	T-30	Bob Grant	75-76-77-77-305	\$203.34	T-48	Steve Doctor	78-80-77-77-312	\$50.00
T-11	Scotty McBeath	74-75-74-76-299	\$637.50	T-30	Cliff Settergren	76-76-74-79-305	\$203.33	T-48	Philip Friel	82-77-77-76-312	\$50.00
T-11	Charles Rotar	73-77-73-76-299	\$637.50	T-30	Lou Warobick	74-77-72-82-305	\$203.33	T-48	Phil Greenwald	78-74-82-78-312	\$50.00
T-15	Willie Barber	76-76-76-72-300	\$537.50	33	Bill Kozak	77-76-73-80-306	\$180.00	T-48	Les Kennedy	80-74-79-79-312	\$50.00
T-15	Billy Capps	74-73-72-81-300	\$537.50	T-34	Ernie Catropa	79-77-69-83-308	\$150.00	T-48	Harold Reed	79-80-75-78-312	\$50.00
T-15	Bob Hamilton	74-77-73-76-300	\$537.50	T-34	Billy Gilbert	78-72-75-83-308	\$150.00	T-48	Tom Strafacci	78-79-78-77-312	\$50.00
T-15	Herman Scharlau	74-76-76-74-300	\$537.50	T-34	Paul Gross	77-72-82-77-308	\$150.00				

SENIOR PGA CHAMPIONSHIP

1971 Former two-time U.S. Open champions Julius Boros (1952, '63) and Dr. Cary Middlecoff (1949, '56) qualified for their first PGA Seniors' Championship and met with far different results. Boros strolled to victory with a 3-under-par 285, the only player under par for the route. Middlecoff withdrew after an 80-79-159 during the first two days. Three former PGA Seniors' Champions finished in the top four, with Tommy Bolt getting runner-up honors at even-par 288. Defending Champion Sam Snead was third and Chandler Harper finished fourth.

Champion: Julius Boros, Ft. Lauderdale, Fla.	
Site: PGA National Golf Club	
Palm Beach Gardens, Fla.	
Date: Jan. 28-31	
Par: 36-36-72	Purse: \$40,000




Championship Summary*

Place	Name	Score	Winnings**	Place	Name	Score	Winnings	Place	Name	Score	Winnings
1	Julius Boros	73-69-71-72-285	\$4,000.00	18	Ted Kroll	78-75-73-76-302	\$500.00	T-33	Milon Marusic	74-83-76-75-308	\$170.00
2	Tommy Bolt	69-68-75-76-288	\$3,000.00	T-19	Joe Cheves	75-70-80-78-303	\$450.00	36	Tom Strafaci	77-74-79-79-309	\$150.00
3	Sam Snead	75-68-74-72-289	\$2,000.00	T-19	Steve Doctor	74-75-79-75-303	\$450.00	T-37	Howie Johnson	74-75-81-80-310	\$135.00
4	Chandler Harper	74-72-76-68-290	\$1,600.00	T-19	Dale Grieve	70-78-78-77-303	\$450.00	T-37	Cliff Settergren	78-77-78-77-310	\$135.00
T-5	Bob Hamilton	66-76-76-75-293	\$1,137.50	22	Joe Brown	80-75-76-73-304	\$400.00	T-39	Ernie Catropa	83-77-77-74-311	\$110.00
T-5	Jack Isaacs	73-71-76-73-293	\$1,137.50	23	Harold Reed	79-75-74-77-305	\$375.00	T-39	Skee Riegel	74-74-80-83-311	\$110.00
7	Hans Merrell	73-72-75-75-295	\$925.00	T-24	John Barnum	76-72-80-78-306	\$313.75	T-39	Joe Taylor	77-81-75-78-311	\$110.00
8	Marty Furgol	69-74-76-77-296	\$850.00	T-24	Pete Cooper	76-77-77-76-306	\$313.75	T-42	Jim Browning	79-77-77-79-312	\$100.00
T-9	Clarence Doser	72-76-75-74-297	\$706.25	T-24	Herman Keiser	75-78-74-79-306	\$313.75	T-42	Charles Harter	75-77-76-84-312	\$100.00
T-9	Leland Gibson	73-77-74-73-297	\$706.25	T-24	Joseph "Hap" Malia	75-76-81-74-306	\$313.75	T-42	Ray Hill	73-80-80-79-312	\$100.00
T-9	Fred Haas Jr.	75-73-72-77-297	\$706.25	T-28	Ernie Ball	78-77-74-78-307	\$222.00	T-42	Loren Krugel	76-78-74-84-312	\$100.00
T-9	Joe Lopez Sr.	72-75-74-76-297	\$706.25	T-28	Phil Greenwald	76-76-76-79-307	\$222.00	T-46	Luca Barbato	78-77-79-79-313	\$83.33
13	Ed Furgol	74-75-77-72-298	\$625.00	T-28	Jack Martin	76-75-75-81-307	\$222.00	T-46	Mike Chiapetta	78-76-81-78-313	\$83.34
T-14	Ferdie Catropa	74-75-76-74-299	\$587.50	T-28	Tal Smith	72-77-77-81-307	\$222.00	T-46	Sam Drake	81-76-78-78-313	\$83.33
T-14	Pete Fleming	73-75-74-77-299	\$587.50	T-28	Henry Williams Jr.	71-76-79-81-307	\$222.00	T-46	Nick Garbacz	76-83-78-76-313	\$83.34
T-16	Willie Barber	74-79-73-75-301	\$537.50	T-33	Paul Gross	79-73-77-79-308	\$170.00	T-46	Bob Hendricks	80-73-78-82-313	\$83.33
T-16	Buck White	74-72-76-79-301	\$537.50	T-33	Les Kennedy	79-76-75-78-308	\$170.00	T-46	Herman Scharlau	82-78-74-79-313	\$83.33

31ST SENIOR PGA CHAMPIONSHIP

1970 Inclement weather throughout the week-end couldn't prevent Sam Snead from capturing a record fourth PGA Seniors' Championship. However, it did cost the defending Champion, Tommy Bolt, who battled the flu. When the second round was delayed by rain, Bolt elected to withdraw. Snead won with a final round of 4-over-par 76 for a 2-over-par 290 total, two strokes ahead of former Champion Freddie Haas. It was the first winning score over par since Ernie Newnham's 2-over-par 146 for two rounds in 1952, at the old PGA National in Dunedin.

Champion: Sam Snead,	
White Sulphur Springs, W.Va.	
Site: PGA National Golf Club	
Palm Beach Gardens, Fla.	
Date: Jan. 29-Feb. 1	
Par: 36-36-72	Purse: \$40,000



Championship Summary*

Place	Name	Score	Winnings**	Place	Name	Score	Winnings	Place	Name	Score	Winnings
1	Sam Snead	71-71-72-76-290	\$4,000.00	T-17	Bob Gajda	77-74-74-76-301	\$475.00	T-34	Ed Kringle	75-75-78-79-307	\$155.00
2	Fred Haas Jr.	72-73-73-74-292	\$3,000.00	T-17	Chick Harbert	76-73-77-75-301	\$475.00	38	Luca Barbato	76-77-76-79-308	\$130.00
T-3	Bob Hamilton	72-74-73-75-294	\$1,616.66	T-17	Jim Turnesa	76-74-76-75-301	\$475.00	T-39	Ernie Ball	78-81-77-73-309	\$110.00
T-3	Chandler Harper	72-74-74-74-294	\$1,616.67	T-22	Herman Barron	77-78-72-75-302	\$387.50	T-39	Steve Doctor	74-77-83-75-309	\$110.00
T-3	Henry Ransom	70-76-74-74-294	\$1,616.67	T-22	Les Kennedy	72-78-77-75-302	\$387.50	T-39	Steve Doctor	74-77-83-75-309	\$110.00
T-6	Herman Keiser	74-76-77-68-295	\$975.00	24	Billy Gilbert	79-76-72-76-303	\$350.00	T-39	Milon Marusic	74-76-81-78-309	\$110.00
T-6	Joe Lopez Sr.	74-75-74-72-295	\$975.00	T-25	Mike Chiapetta	75-80-75-74-304	\$301.67	T-42	Jim Browning	80-76-74-80-310	\$100.00
8	Ed Furgol	74-75-73-74-296	\$850.00	T-25	Joseph "Hap" Malia	75-81-72-76-304	\$301.67	T-42	Phil Greenwald	79-80-75-76-310	\$100.00
9	Pete Cooper	74-76-74-74-298	\$775.00	T-25	Dick Metz	76-74-75-79-304	\$301.66	T-42	George Kinsman	77-77-79-77-310	\$100.00
T-10	Ted Kroll	75-74-73-77-299	\$683.33	T-28	Dutch Harrison	73-76-79-77-305	\$250.00	T-42	Matt Moore	77-74-78-81-310	\$100.00
T-10	Hans Merrell	75-74-76-74-299	\$683.34	T-28	Paul Runyan	71-81-75-78-305	\$250.00	T-42	Walter Romans	75-73-80-82-310	\$100.00
T-10	Herman Scharlau	78-70-76-75-299	\$683.33	T-30	Hank Brancato	79-74-73-80-306	\$197.50	47	Bob Hendricks	79-75-78-79-311	\$100.00
T-13	Willie Barber	72-77-77-74-300	\$587.50	T-30	Pete Fleming	73-76-82-75-306	\$197.50	T-48	Clarence Doser	79-79-76-78-312	\$100.00
T-13	John Barnum	72-74-74-80-300	\$587.50	T-30	Clinton Kennedy	73-76-75-82-306	\$197.50	T-48	Philip Friel	81-73-80-78-312	\$100.00
T-13	Joe Brown	74-76-75-75-300	\$587.50	T-30	Cliff Settergren	78-75-75-78-306	\$197.50	T-50	Walter Flahive	79-76-79-79-313	\$33.33
T-13	Marty Furgol	72-75-78-75-300	\$587.50	T-34	Fred Annon	76-78-76-77-307	\$155.00	T-50	Fred Fronauer	78-80-75-80-313	\$33.33
T-17	Bill Davis	72-76-74-79-301	\$475.00	T-34	Alfonso Atkins	77-73-79-78-307	\$155.00	T-50	Nick Garbacz	80-78-81-74-313	\$33.34
T-17	Leland Duke	75-74-76-76-301	\$475.00	T-34	Mike Barbato	78-74-77-78-307	\$155.00				

1969 Tommy Bolt won the PGA Seniors' Championship in his first year of eligibility, prompting Sam Snead, a three-time former Champion, to exclaim, "You know, it's real funny the way a guy is 39 one year and beats you in the PGA Seniors' the next." Bolt posted a 5-under-par 67 on the East Course at PGA National GC in the final round, for a one-shot margin of victory over Pete Fleming of Hot Springs, Ark.

Championship Summary*

Champion: Tommy Bolt, Sarasota, Fla.	
Site: PGA National Golf Club	
Palm Beach Gardens, Fla.	
Date: Jan. 24-27	
Par: 36-36-72	Purse: \$40,000



Place	Name	Score	Winnings**	Place	Name	Score	Winnings	Place	Name	Score	Winnings
1	Tommy Bolt	70-70-71-67-278	\$4,000.00	T-18	Henry Ransom	74-70-76-74-294	\$475.00	T-36	Eddie Nowak	76-77-74-74-301	\$145.00
2	Pete Fleming	72-71-69-67-279	\$3,000.00	T-18	Henry Williams Jr.	73-74-71-76-294	\$475.00	T-38	Art Doering	73-75-77-77-302	\$115.00
3	Sam Snead	69-72-70-69-280	\$2,000.00	T-21	Marty Furgol	77-72-72-74-295	\$412.50	T-38	Labron Harris Sr.	74-76-74-78-302	\$115.00
4	Bob Hamilton	67-71-72-71-281	\$1,600.00	T-21	Dub Pagan	77-72-72-74-295	\$412.50	T-38	Hans Merrell	77-74-74-77-302	\$115.00
T-5	Fred Haas Jr.	69-73-72-71-285	\$1,066.67	T-23	Joe Brown	73-76-74-73-296	\$350.00	T-38	Pat Palmieri	76-74-74-78-302	\$115.00
T-5	Chick Harbert	70-71-71-73-285	\$1,066.67	T-23	Paul Gross	71-76-73-76-296	\$350.00	T-42	Bob Gajda	76-74-75-78-303	\$100.00
T-5	Dutch Harrison	74-70-68-73-285	\$1,066.67	T-23	Clinton Kennedy	75-76-72-73-296	\$350.00	T-42	Fred Gronauer	80-73-72-78-303	\$100.00
T-8	Errie Ball	69-72-73-74-288	\$812.50	T-26	Herman Barron	72-73-74-78-297	\$290.00	T-42	Jim Turnesa	74-76-75-78-303	\$100.00
T-8	Joe Lopez Sr.	71-71-72-74-288	\$812.50	T-26	Ferdie Catropa	70-77-75-75-297	\$290.00	T-45	Pete Cooper	76-74-81-73-304	\$100.00
10	Milon Marusic	75-72-71-71-289	\$725.00	T-28	Patrick Abbott	73-73-72-80-298	\$250.00	T-45	Billy Gilbert	79-75-76-74-304	\$100.00
T-11	Luca Barbato	71-73-71-75-290	\$650.00	T-28	Jim Browning	72-78-74-74-298	\$250.00	T-45	Gray Little	76-80-75-73-304	\$100.00
T-11	Johnny Bulla	74-71-70-75-290	\$650.00	T-30	Jack Isaacs	74-76-74-75-299	\$192.00	T-45	Joseph "Hap" Malia	79-74-75-76-304	\$100.00
T-11	Herman Keiser	70-71-72-77-290	\$650.00	T-30	T.R. Sleichter	76-72-76-75-299	\$192.00	T-49	Skip Alexander	77-73-77-78-305	\$40.00
T-14	Alfonso Atkins	69-73-75-74-291	\$575.00	T-30	Toby Lyons	74-74-76-75-299	\$192.00	T-49	Augie Boyd	78-74-75-78-305	\$40.00
T-14	Ed Furgol	73-72-72-74-291	\$575.00	T-30	Paul Nyan	76-71-76-76-299	\$192.00	T-49	Ray Hill	76-72-79-78-305	\$40.00
T-14	Leland Gibson	69-75-72-75-291	\$575.00	T-30	Buck White	74-75-73-77-299	\$192.00	T-49	Harry Pezzullo	76-78-77-74-305	\$40.00
17	John Barnum	72-74-73-74-293	\$525.00	35	Joe Cheves	76-73-75-76-300	\$160.00	T-49	Ellsworth Vines	72-75-73-85-305	\$40.00
T-18	Walter Burkemo	73-74-73-74-294	\$475.00	T-36	Chandler Harper	77-72-75-77-301	\$145.00				


SENIOR PGA CHAMPIONSHIP

29TH SENIOR PGA CHAMPIONSHIP

1968 With 10 past Seniors' Champions in the field, defending Champion Sam Snead made a gallant run at the 29th renewal of the PGA Seniors' Championship, but in the end finished runner-up, four shots behind Chandler Harper of Portsmouth, Va. Harper was the victor with a 9-under-par 279 total. His \$4,000 prize was \$500 more than he received for winning the PGA Championship in 1950.

Championship Summary*

Champion: Chandler Harper, Portsmouth, Va.	
Site: PGA National Golf Club	
Palm Beach Gardens, Fla.	
Date: Jan. 25-28	
Par: 36-36-72	Purse: \$40,000



Place	Name	Score	Winnings**	Place	Name	Score	Winnings	Place	Name	Score	Winnings
1	Chandler Harper	70-73-64-72-279	\$4,000.00	T-19	Errie Ball	75-76-72-76-299	\$437.50	T-36	Joe Brown	79-78-73-76-306	\$130.00
2	Sam Snead	70-74-70-69-283	\$3,000.00	T-19	Clarence Doser	75-71-77-76-299	\$437.50	T-36	Bobby Cruickshank	72-75-76-83-306	\$130.00
3	Bob Hamilton	69-75-71-70-285	\$2,000.00	T-19	Chick Harbert	73-77-77-72-299	\$437.50	T-36	Lou Sabo	80-76-73-77-306	\$130.00
4	Fred Haas Jr.	73-71-73-72-289	\$1,600.00	T-19	Milon Marusic	75-77-72-75-299	\$437.50	T-36	Denny Shute	79-78-73-76-306	\$130.00
5	Henry Ransom	69-73-76-73-291	\$1,250.00	T-23	Art Doering	79-74-73-74-300	\$350.00	T-41	Steve Doctor	75-76-78-78-307	\$100.00
6	Pete Cooper	76-71-72-74-293	\$1,025.00	T-23	Iverson Martin	80-75-70-75-300	\$350.00	T-41	Ralph Hutchison	76-75-78-78-307	\$100.00
T-7	Luca Barbato	75-72-72-75-294	\$850.00	T-23	Buck White	72-75-80-73-300	\$350.00	T-43	Hans Merrell	78-78-73-79-308	\$100.00
T-7	Marty Furgol	70-70-80-74-294	\$850.00	T-26	Bill Heinlein	80-75-75-72-302	\$290.00	T-43	Lew Worsham	75-78-77-78-308	\$100.00
T-7	Joe Lopez Sr.	75-73-69-77-294	\$850.00	T-26	Henry Williams Jr.	70-73-78-81-302	\$290.00	T-45	Loren Krugel	77-77-81-74-309	\$100.00
T-10	Paul Gross	73-71-78-73-295	\$683.34	T-28	Ray Hill	70-76-77-80-303	\$240.00	T-45	Ewing Pomeroy	75-80-74-80-309	\$100.00
T-10	Dutch Harrison	71-72-75-77-295	\$683.33	T-28	Ed Kringle	75-78-78-72-303	\$240.00	T-45	Cliff Settergren	75-77-78-79-309	\$100.00
T-10	Herman Keiser	75-74-71-75-295	\$683.33	T-28	Henry Lindner	79-73-76-75-303	\$240.00	T-45	Harry Umbinetti	75-79-78-77-309	\$100.00
T-13	John Barnum	75-75-72-74-296	\$612.50	T-31	Eldon Briggs	77-73-80-74-304	\$195.00	T-49	Ralph Bond	76-75-78-81-310	\$50.00
T-13	Pete Fleming	73-77-71-75-296	\$612.50	T-31	Henry Castillo	75-75-76-78-304	\$195.00	T-49	Gray Little	79-80-74-77-310	\$50.00
T-15	Herman Barron	75-73-74-75-297	\$562.50	T-33	Jim Browning	71-74-81-79-305	\$170.00	T-49	Robert Morris	74-76-79-81-310	\$50.00
T-15	Tom Strafaci	73-73-75-76-297	\$562.50	T-33	Leland Gibson	74-77-78-80-305	\$170.00	T-49	Walter Romans	77-76-75-82-310	\$50.00
T-17	Bob Gajda	72-76-78-72-298	\$512.50	T-33	Joseph "Hap" Malia	69-79-77-80-305	\$170.00				
T-17	Jack Isaacs	74-78-70-76-298	\$512.50	T-36	Gene Battistoni	77-75-74-80-306	\$130.00				

1967 Sam Snead demonstrated his new "Squat-shot" putting style, claiming he could "see the line of the putts better by facing the hole." (The between-the-legs "croquet" putting method was outlawed by the USGA within a year.) Snead posted a 9-under-par 279, winning the overall title by nine shots over Bob Hamilton and 10 over defending Champion Freddie Haas, who finished third.

Champion: Sam Snead,	
White Sulphur Springs, W.Va.	
Site:	PGA National Golf Club
Palm Beach Gardens, Fla.	
Date:	Jan. 26-29
Par:	36-36-72 Purse: \$40,000



Championship Summary*

Place	Name	Score	Winnings**	Place	Name	Score	Winnings	Place	Name	Score	Winnings
1	Sam Snead	71-69-73-66-279	\$4,000.00	T-21	Patrick Abbott	71-73-78-80-302	\$387.50	T-41	George Fazio	77-76-75-78-306	\$100.00
2	Bob Hamilton	75-70-73-70-288	\$3,000.00	T-21	Clarence Doser	72-76-78-76-302	\$387.50	T-41	Harry Pezzullo	76-74-81-75-306	\$100.00
3	Fred Haas Jr.	72-72-75-71-290	\$2,000.00	T-21	Leland Gibson	71-73-79-79-302	\$387.50	T-41	Russell Strouse	72-76-77-81-306	\$100.00
4	Joe Lopez Sr.	73-70-73-75-291	\$1,600.00	T-21	Jim Turnesa	78-73-79-72-302	\$387.50	44	Teri Johnson	75-74-82-76-307	\$100.00
T-5	John Barnum	70-76-74-73-293	\$1,066.66	T-25	Joe Brown	75-76-76-76-303	\$312.50	T-45	Eldon Briggs	77-75-82-74-308	\$100.00
T-5	Pete Cooper	75-71-76-71-293	\$1,066.67	T-25	Harold Sanderson	76-77-76-74-303	\$312.50	T-45	Toby Lyons	75-78-78-77-308	\$100.00
T-5	Marty Furgol	70-72-79-72-293	\$1,066.67	T-27	Jim Browning	77-72-79-76-304	\$193.33	47	Ray Hill	79-75-79-76-309	\$100.00
8	Henry Castillo	71-76-73-74-294	\$850.00	T-27	Pat Cici	78-72-76-78-304	\$193.33	48	Tony Barkovich	76-75-79-80-310	\$100.00
T-9	Vic Ghezzi	72-73-78-72-295	\$750.00	T-27	Bob Gajda	77-79-77-71-304	\$193.34	49	Henry Lindner	80-74-78-79-311	\$100.00
T-9	Herman Heiser	72-72-78-73-295	\$750.00	T-27	Paul Gross	72-78-75-79-304	\$193.33	T-50	Mike Barbato	75-78-81-78-312	\$11.11
T-11	Ferdie Catropa	72-72-74-79-297	\$662.50	T-27	Charles Harter	74-78-79-73-304	\$193.34	T-50	Gene Battistoni	75-79-78-80-312	\$11.11
T-11	Cliff Settergren	72-74-77-74-297	\$662.50	T-27	Ralph Hutchison	78-72-79-75-304	\$193.33	T-50	Steve Doctor	79-75-80-78-312	\$11.11
13	Buck White	75-72-75-77-299	\$625.00	T-27	George Kinsman	76-75-79-74-304	\$193.33	T-50	Phil Greenwald	75-82-77-78-312	\$11.11
T-14	Errie Ball	76-75-73-76-300	\$562.50	T-27	Loren Krugel	78-76-78-72-304	\$193.34	T-50	Scudday Horner	75-74-83-80-312	\$11.11
T-14	Luca Barbato	78-78-70-74-300	\$562.50	T-27	Edward Lockie	75-77-80-72-304	\$193.34	T-50	Gray Little	74-77-80-81-312	\$11.11
T-14	Chandler Harper	77-71-76-76-300	\$562.50	T-27	Milon Marusic	73-75-78-78-304	\$193.33	T-50	Ernie Pagnotta	78-76-80-78-312	\$11.11
T-14	Jack Isaacs	75-73-74-78-300	\$562.50	T-27	Harry Umbinetti	72-77-77-78-304	\$193.33	T-50	Ewing Pomeroy	79-76-79-78-312	\$11.11
T-18	Ralph Bond	73-76-79-73-301	\$475.00	T-27	Henry Williams Jr.	72-81-75-76-304	\$193.33	T-50	Paul Runyan	78-78-80-76-312	\$11.12
T-18	Chick Harbert	79-71-79-72-301	\$475.00	T-39	Art Doering	73-77-77-78-305	\$115.00				
T-18	Labron Harris Sr.	75-77-72-77-301	\$475.00	T-39	Bill Heinlein	72-75-80-78-305	\$115.00				

27TH SENIOR PGA CHAMPIONSHIP

1966 The first round of the PGA Seniors' Championship was postponed one day by rain, and this proved to be a blessing for Fred Haas Jr., of Metairie, La., who turned 50 just 52 days earlier. With a virus and a 100-degree temperature, he probably should not have played. However, as the weather and Haas' health improved sufficiently, he became the only player not to shoot over par in any round on the East Course at PGA National GC in Palm Beach Gardens. He won with a 2-under-par 286, two strokes better than John Barnum and E.J. "Dutch" Harrison.

Champion: Fred Haas Jr., Metairie, La.	
Site:	PGA National Golf Club
Palm Beach Gardens, Fla.	
Date:	Feb. 24-27
Par:	36-36-72 Purse: \$35,000



Championship Summary*

Place	Name	Score	Winnings**	Place	Name	Score	Winnings	Place	Name	Score	Winnings
1	Fred Haas Jr.	72-71-71-72-286	\$3,000.00	T-22	Al Brosch	75-69-78-79-301	\$325.00	T-45	Raymond Gafford	73-75-79-80-307	\$150.00
T-2	John Barnum	71-72-69-76-288	\$2,100.00	T-22	Bob Hamilton	73-78-75-75-301	\$325.00	T-45	Ed Kringle	75-75-80-77-307	\$150.00
T-2	Dutch Harrison	69-71-74-74-288	\$2,100.00	T-22	John Long	74-75-76-76-301	\$325.00	T-45	Henry Ransom	73-73-77-84-307	\$150.00
4	Pete Cooper	70-73-73-75-291	\$1,400.00	T-26	Chick Harbert	74-73-77-78-302	\$250.00	T-45	John Vaughn	74-75-78-80-307	\$150.00
5	Jim Browning	68-74-79-71-292	\$1,100.00	T-26	Chandler Harper	68-76-78-80-302	\$250.00	T-49	Art Doering	73-78-80-80-308	\$100.00
T-6	Jack Isaacs	72-70-77-74-293	\$800.00	T-26	Edward Olckie	77-71-73-81-302	\$250.00	T-49	George Kinsman	72-75-77-84-308	\$100.00
T-6	Dick Shoemaker	74-70-75-74-293	\$800.00	T-26	Lou Sabo	75-75-77-75-302	\$250.00	T-49	Tod Menefee	75-76-81-76-308	\$100.00
T-7	Errie Ball	75-69-74-77-295	\$550.00	T-26	Cliff Settergren	71-74-78-79-302	\$400.00	T-49	Charles Sheppard	73-75-80-80-308	\$325.00
T-7	Marty Furgol	71-73-73-78-295	\$550.00	T-26	Jim Turnesa	73-76-75-78-302	\$250.00	T-53	Bill Barclay	75-75-79-80-309	\$100.00
T-7	Phil Greenwald	72-73-74-76-295	\$550.00	T-32	Pat Abbott	75-76-79-73-303	\$250.00	T-53	Ernie Catropa	77-74-81-77-309	\$100.00
T-7	Sam Snead	73-72-77-73-295	\$550.00	T-32	Harry Umbinetti	71-76-83-73-303	\$250.00	T-53	Val Chiaverini	72-75-79-83-309	\$100.00
T-12	Joe Lopez Sr.	73-71-75-77-296	\$450.00	T-34	Herman Barron	77-76-75-76-304	\$150.00	T-53	Bill Heinlein	73-78-78-80-309	\$100.00
T-12	Skee Riegel	67-77-75-77-296	\$450.00	T-34	Sam Bernardi	73-71-80-80-304	\$550.00	T-53	Jack Helms	74-76-79-80-309	\$100.00
T-15	Herman Keiser	73-72-77-75-297	\$400.00	T-34	Sterling Johnson	76-73-79-76-304	\$193.75	T-53	Bill Hird	73-75-83-78-309	\$100.00
T-15	George Fazio	71-75-77-75-298	\$400.00	T-34	Eddie Kirk	74-75-79-76-304	\$193.75	T-53	Ewing Pomeroy	77-72-80-80-309	\$100.00
T-15	Vic Ghezzi	71-73-78-76-298	\$550.00	T-38	Gene Battistoni	73-76-79-77-305	\$150.00	T-53	Paul Runyan	74-75-80-80-309	\$193.75
T-17	Clarence Doser	72-74-76-77-299	\$400.00	T-38	Ferdie Catropa	75-75-76-79-305	\$150.00	T-53	Tom Strafaci	74-78-75-82-309	\$100.00
T-17	Paul Gross	69-74-80-76-299	\$400.00	T-38	Ray Hill	74-74-79-78-305	\$150.00	T-62	Charles Harter	72-81-78-79-310	\$33.34
T-17	Bud Williamson	69-72-80-78-299	\$400.00	T-38	Buck White	77-72-75-81-305	\$193.75	T-62	Al Morley	71-80-79-80-310	\$33.33
T-20	Henry Castillo	75-72-79-74-300	\$400.00	T-42	J.B. Barfield	74-72-75-85-306	\$600.00	T-62	Harold Wiley	74-76-79-81-310	\$33.33
T-20	Toby Lyons	73-74-79-74-300	\$400.00	T-42	Al Huske	75-77-78-76-306	\$150.00				
T-22	Augie Boyd	70-72-81-78-301	\$325.00	T-42	Gray Little	72-69-79-86-306	\$150.00				

1965 With the PGA Seniors' Championship being staged at Fort Lauderdale CC, Sam Snead captured his second title in a row with a 10-under-par 278, coasting to a four-stroke victory over Joe Lopez Sr., of Miami, Fla. Snead won despite pulling his drive on the 72nd hole out-of-bounds and making double-bogey. Snead's play was so dominant, Chick Harbert was heard to say, "We couldn't beat him on the regular Tour, so how do you expect us to beat him now as a senior?"

Champion: Sam Snead,	
White Sulphur Springs, W.Va.	
Site: Fort Lauderdale Country Club	
Fort Lauderdale, Fla.	
Date: Feb. 25-28	
Par: 36-36-72	Purse: \$35,000



Championship Summary*

Place	Name	Score	Winnings**	Place	Name	Score	Winnings	Place	Name	Score	Winnings
1	Sam Snead	71-68-68-71-278	\$3,500.00	T-21	Eldon Briggs	76-68-73-77-294	\$550.00	T-37	Oran Love	73-75-74-76-298	\$175.00
2	Joe Lopez Sr.	77-68-70-67-282	\$2,750.00	T-21	Jim Browning	79-69-72-74-294	\$450.00	T-37	Tod Menefee	76-70-79-73-298	\$375.00
3	Chick Harbert	72-67-73-71-283	\$2,000.00	T-21	Al Feldman	72-77-74-71-294	\$450.00	T-37	Larry Montes	77-74-72-75-298	\$175.00
T-4	Pete Cooper	73-70-71-70-284	\$1,350.00	T-24	Tony Barkovich	77-70-71-77-295	\$360.00	T-37	Harlan Will	75-74-73-76-298	\$175.00
T-4	Bud Williamson	72-71-71-70-284	\$1,350.00	T-24	Val Chiaverni	76-73-74-72-295	\$360.00	T-45	Fred Annon	80-73-75-71-299	\$145.00
6	Henry Ransom	70-69-71-75-285	\$1,000.00	T-24	Clarence Doser	79-73-69-74-295	\$360.00	T-45	Philip Axt	72-71-77-79-299	\$145.00
7	Dutch Harrison	77-71-70-68-286	\$825.00	T-24	Jack Isaacs	78-73-74-70-295	\$360.00	T-45	Bill Heinlein	76-72-75-76-299	\$145.00
8	Labron Harris Sr.	73-68-72-75-286	\$825.00	T-24	Cliff Settergren	72-69-79-75-295	\$360.00	T-45	Ray Hill	72-77-73-77-299	\$145.00
T-9	Herman Barron	76-70-72-69-287	\$616.67	T-29	Ralph Bond	75-71-76-74-296	\$300.00	T-45	Jack Ryan	77-71-75-76-299	\$145.00
T-9	Ferdie Catropa	74-70-70-73-287	\$616.66	T-29	Al Labutis	71-74-75-76-296	\$300.00	T-45	Fithian Shaw	74-71-76-78-299	\$145.00
T-9	Duke Gibson	73-72-72-70-287	\$616.67	T-29	George McCallister	80-72-74-70-296	\$300.00	T-51	Sam Bernardi	74-77-74-75-300	\$125.00
T-12	Vic Ghezzi	72-71-74-71-288	\$550.00	T-29	Smiley Quick	79-72-72-73-296	\$300.00	T-51	Charles Harter	71-72-79-78-300	\$125.00
T-12	Dick Shoemaker	68-74-75-71-288	\$550.00	T-33	Ernie Catropa	74-74-76-73-297	\$175.00	T-51	Jock Hutchison Jr.	71-75-76-78-300	\$125.00
T-14	Errie Ball	70-75-73-72-290	\$450.00	T-33	Phil Greenwald	79-71-73-74-297	\$175.00	T-51	Bill Kerr	73-75-76-76-300	\$125.00
T-14	Paul Runyan	70-71-76-73-290	\$700.00	T-33	Jack Patroni	76-72-76-73-297	\$175.00	T-55	Frank Commisso	74-79-72-76-301	\$125.00
T-14	Buck White	74-73-71-72-290	\$450.00	T-33	Ellsworth Vines	73-70-80-74-297	\$175.00	T-55	Tommy Shannon	76-73-72-80-301	\$125.00
17	Al Huske	71-73-73-74-291	\$550.00	T-37	Pat Abbott	77-72-73-76-298	\$175.00	T-55	Harry Umbinetti	72-77-74-78-301	\$125.00
T-18	Ewing Pomeroy	76-69-73-74-292	\$450.00	T-37	Bill Barber	73-77-73-75-298	\$175.00				
T-18	Jim Turnesa	75-69-75-73-292	\$450.00	T-37	Joe Brown	75-71-78-74-298	\$175.00				
20	Herman Keiser	74-74-71-74-293	\$450.00	T-37	Bill Hird	73-77-75-73-298	\$175.00				

25TH SENIOR PGA CHAMPIONSHIP

1964 After bypassing the Championship in 1963, his first year of eligibility, the legendary Sam Snead made his first appearance in the PGA Seniors' Championship a memorable one. For the first time, the Championship was played at the new PGA National GC, currently known as BallenIsles CC, in Palm Beach Gardens, Fla. Snead opened with an eagle on the first hole of the East Course and was never caught, posting a 9-under-par 279 for his first of a record six PGA Seniors' Championship victories.

Champion: Sam Snead,	
White Sulphur Springs, W.Va.	
Site: PGA National Golf Club	
Palm Beach Gardens, Fla.	
Date: Feb. 20-23	
Par: 36-36-72	Purse: \$30,000



Championship Summary*

Place	Name	Score	Winnings**	Place	Name	Score	Winnings	Place	Name	Score	Winnings
1	Sam Snead	67-68-73-71-279	\$2,500.00	T-22	Harold Sanderson	74-71-77-77-299	\$300.00	T-45	Russell Strouse	74-70-81-82-307	\$125.00
2	John Barnum	73-69-71-69-282	\$2,000.00	T-25	Ernie Catropa	72-76-74-78-300	\$266.66	T-48	Everett Comstock	79-72-77-80-308	\$108.33
3	Dutch Harrison	72-70-69-74-285	\$1,500.00	T-25	Ferdie Catropa	73-75-72-80-300	\$266.66	T-48	Phil Greenwald	75-76-77-80-308	\$108.33
4	Leland Gibson	68-70-72-77-287	\$1,200.00	T-25	Al Zimmerman	75-71-75-79-300	\$266.66	T-48	Rod Munday	78-76-75-79-308	\$108.33
5	Jim Turnesa	73-70-72-73-288	\$900.00	T-28	J.B. Barfield	74-74-77-76-301	\$200.00	T-48	Ewing Pomeroy	72-78-79-79-308	\$108.33
6	Dick Shoemaker	72-69-73-78-292	\$750.00	T-28	Labron Harris Sr.	76-72-72-81-301	\$200.00	T-52	Gene Battistoni	74-76-81-78-309	\$75.00
T-7	Vic Ghezzi	71-72-74-76-293	\$550.00	T-30	Al Brosch	76-72-78-76-302	\$200.00	T-52	Sam Bernardi	75-75-80-79-309	\$75.00
T-7	John Long	73-68-78-74-293	\$550.00	T-30	Terl Johnson	78-76-74-74-302	\$200.00	T-52	Ray Hill	78-75-80-76-309	\$75.00
T-7	Paul Runyan	71-70-75-77-293	\$550.00	T-32	Eddie Burke	75-71-76-81-303	\$150.00	T-52	Ed Kringle	80-76-75-78-309	\$75.00
10	Cecil Harris	70-75-72-77-294	\$450.00	T-32	Paul Gross	72-77-73-81-303	\$150.00	T-52	Tod Menefee	76-78-74-81-309	\$75.00
T-11	Willie Barber	76-71-76-72-295	\$400.00	T-32	Bill Heinlein	77-72-74-80-303	\$150.00	T-52	Cliff Settergren	79-70-79-81-309	\$75.00
T-11	Joe Brown	74-73-75-73-295	\$400.00	T-32	Henry Lindner	71-73-83-76-303	\$150.00	T-58	Pete Burke	76-72-83-79-310	\$75.00
T-11	Joe Lopez Sr.	72-72-72-79-295	\$400.00	T-36	Tony Barkovich	71-74-84-75-304	\$125.00	T-58	Sam Byrd	76-76-77-81-310	\$75.00
T-14	Errie Ball	73-71-77-75-296	\$350.00	T-36	Bobby Cruickshank	72-78-77-77-304	\$125.00	T-58	David Melville	77-77-78-78-310	\$75.00
T-14	Buck White	77-69-72-78-296	\$350.00	T-36	J.P. (Sonny) Rouse	73-73-76-81-304	\$125.00	T-58	Harry Pezzullo	79-77-74-80-310	\$75.00
T-15	Al Huske	78-73-71-75-297	\$350.00	T-36	Charles Sheppard	74-74-78-79-304	\$125.00	T-58	Tommy Shannon	73-77-78-82-310	\$75.00
T-15	Jack Isaacs	74-73-73-77-297	\$350.00	T-40	Andrew Gibson	72-73-81-79-305	\$125.00	T-62	Joseph Burch	76-76-80-79-311	\$75.00
T-15	Bud Williamson	70-69-76-82-297	\$350.00	T-40	Gunnard Johnson	79-73-77-76-305	\$125.00	T-62	Floyd Hamblen	74-79-77-81-311	\$75.00
T-19	Pat Abbott	71-73-74-80-298	\$350.00	T-42	Eldon Briggs	77-77-77-75-306	\$125.00	T-62	Anthony Mierzwa	76-75-82-78-311	\$75.00
T-19	Walter Kozak	70-71-78-79-298	\$350.00	T-42	Frank Strazza	76-71-78-81-306	\$125.00	T-62	Harry Nettelbladt	77-75-77-82-311	\$75.00
T-19	Denny Shute	71-77-72-78-298	\$350.00	T-42	Ellsworth Vines	76-74-78-78-306	\$125.00	T-62	Toney Penna	76-78-79-78-311	\$75.00
T-22	Clarence Doser	73-75-74-77-299	\$300.00	T-45	Harold Oatman	77-72-77-81-307	\$125.00				
T-22	Jimmy Johnson	72-75-76-76-299	\$300.00	T-45	Warren Riepen	79-73-78-77-307	\$125.00				

SENIOR PGA CHAMPIONSHIP

1963 When the planned new national headquarters for The PGA of America and the accompanying golf courses in Palm Beach Gardens weren't ready for the 1963 PGA Seniors' Championship, a move to Port St. Lucie CC, about an hour north on Florida's east coast, was arranged and hosted by M.R. "Chick" Harbert, former PGA Champion and Ryder Cup Team Captain. Two golf courses were available there, and for the first time in PGA Seniors' history, the winner registered four sub-70 rounds. Herman Barron, of White Plains, N.Y., won with a 16-under-par 272, two strokes better than John Barnum, of Belmont, Mich.

Champion: Herman Barron, White Plains, N.Y.	
Site: Port St. Lucie Country Club	
Port St. Lucie, Fla.	
Date: Jan. 31-Feb. 3	
Par: 36-36-72	Purse: \$30,000



Championship Summary*

Place	Name	Score	Winnings**	Place	Name	Score	Winnings	Place	Name	Score	Winnings
1	Herman Barron	67-67-69-69-272	\$2,500.00	T-22	Vic Ghezzi	74-72-73-72-291	\$260.00	T-44	Russell Strouse	75-76-73-71-295	\$75.00
2	John Barnum	66-68-69-71-274	\$2,000.00	T-22	Rod Munday	73-71-71-76-291	\$260.00	T-46	J.B. Barfield	70-76-73-77-296	\$100.00
3	Henry Ransom	68-68-68-75-279	\$1,500.00	T-22	Paul Runyan	76-70-73-72-291	\$260.00	T-46	Jake Fondren	70-73-75-78-296	\$75.00
T-4	Errie Ball	71-64-73-74-282	\$1,050.00	T-22	R.W. Williamson	75-70-74-72-291	\$260.00	T-46	Jack Ryan	72-72-73-79-296	\$275.00
T-4	Jack Isaacs	73-66-71-72-282	\$1,050.00	T-27	Gene Battistoni	72-72-71-77-292	\$200.00	T-46	Leonard Schmutte	72-74-75-75-296	\$100.00
6	Leland Gibson	70-69-72-74-285	\$750.00	T-27	Eldon Briggs	74-70-73-75-292	\$200.00	T-46	Cliff Settergren	71-74-77-74-296	\$75.00
7	Clarence Doser	70-71-72-73-286	\$650.00	T-27	Pete Burke	70-70-78-74-292	\$350.00	T-46	George Smith	73-72-73-78-296	\$75.00
T-8	Sam Bernardi	70-71-73-74-288	\$462.50	T-27	Ivan Gantz	72-73-74-73-292	\$200.00	T-52	Willie Goggin	72-76-74-75-297	\$82.10
T-8	Labron Harris Sr.	69-70-73-76-288	\$462.50	T-27	Jimmy Johnson	74-71-72-75-292	\$200.00	T-52	Tod Menefee	73-75-74-75-297	\$82.10
T-8	John Long	72-70-73-73-288	\$462.50	T-32	Joe Brown	71-73-72-77-293	\$125.00	T-52	Harry Nettelblad	70-75-76-76-297	\$166.33
T-8	W.A. Stackhouse	72-73-70-73-288	\$462.50	T-32	Phil Greenwald	71-71-72-79-293	\$125.00	T-52	George Schneider	75-71-73-78-297	\$75.00
T-12	Charles Farlow	72-72-70-75-289	\$375.00	T-34	Pat Abbott	77-70-70-77-294	\$125.00	T-56	Mike Demassey	75-73-75-75-298	\$75.00
T-12	Bill Heinlein	72-69-74-74-289	\$375.00	T-34	Al Brosch	73-72-74-75-294	\$125.00	T-56	Andrew Gibson	72-72-76-78-298	\$75.00
T-12	Gray Little	68-72-73-76-289	\$375.00	T-34	Paul Gross	76-70-76-72-294	\$125.00	T-56	Bill Goldbeck	74-72-77-75-298	\$250.00
T-12	Al Zimmerman	73-71-74-71-289	\$375.00	T-34	Ray Hill	75-71-74-74-294	\$125.00	T-56	Johnny Holtz	73-75-73-77-298	\$75.00
T-16	Eddie Burke	70-73-74-73-290	\$341.66	T-34	Len Mattson	68-76-79-71-294	\$125.00	T-56	Al Joe Ziemann	74-75-75-74-298	\$75.00
T-16	Al Feldman	73-69-75-73-290	\$341.66	T-34	Iras Pat Patton	75-72-73-74-294	\$125.00	T-56	Al Watrous	72-72-78-76-298	\$350.00
T-16	Ralph Hutchison	72-68-77-73-290	\$341.66	T-34	Angelo Paul	72-72-73-77-294	\$125.00	T-62	Todd Houck	73-74-76-76-299	\$50.00
T-16	Harold Oatman	73-72-73-72-290	\$341.66	T-34	Toney Penna	71-74-77-72-294	\$166.33	T-62	Bill Kaiser	77-73-73-76-299	\$50.00
T-16	Lloyd Sparrow	73-69-76-72-290	\$341.66	T-34	Harry Pezzullo	73-66-77-78-294	\$125.00	T-62	Tommy Shannon	74-70-75-80-299	\$50.00
T-16	Jim Turnesa	75-69-73-73-290	\$341.66	T-34	O'Neal(Buck) White	71-70-73-80-294	\$125.00				
T-22	Ferdie Catropa	72-72-75-72-291	\$260.00	T-44	Charles Penna	76-73-71-75-295	\$75.00				

23RD SENIOR PGA CHAMPIONSHIP

1962 For the first 22 years, the average age of the PGA Seniors' Champion was 53. That's how old Paul Runyan was when he captured his second title in a row, taking home \$2,000 from an increased purse of \$25,000. In the last PGA Seniors' Championship to be played at PGA National Golf Club in Dunedin, Runyan finished at 10-under-par 278, matching the PGA Seniors' Championship record he set a year earlier.

Champion: Paul Runyan, La Jolla, Calif.	
Site: PGA National Golf Club	
Dunedin, Fla.	
Date: Feb. 15-19	
Par: 36-36-72	Purse: \$25,000




Championship Summary*

Place	Name	Score	Winnings**	Place	Name	Score	Winnings	Place	Name	Score	Winnings
1	Paul Runyan	71-69-68-70-278	\$2,000.00	T-23	J.B. Barfield	71-72-73-76-292	\$250.00	T-43	Michael Rooney	73-72-74-79-298	\$100.00
T-2	Errie Ball	69-70-71-71-281	\$1,233.33	T-23	Mike Demassey	72-73-76-71-292	\$230.00	T-46	Henry Bontempo	76-76-77-70-299	\$50.00
T-2	Dutch Harrison	71-67-71-72-281	\$1,233.33	T-23	Lester Dunn	74-72-73-73-292	\$230.00	T-46	Andy Gibson	70-77-74-78-299	\$50.00
T-2	Joe Brown	69-67-71-74-281	\$1,233.33	T-23	Ivan Gantz	74-70-75-73-292	\$230.00	T-46	Phil Greenwald	72-75-76-76-299	\$50.00
T-5	Jimmy Demaret	67-70-70-75-282	\$750.00	T-23	Leland Gibson	69-73-73-77-292	\$230.00	T-46	Walter Hall	73-73-76-77-299	\$108.33
T-5	Charles Sheppard	66-71-73-72-282	\$750.00	T-23	Bill Heinlein	73-71-76-72-292	\$230.00	T-46	Cliff Settergren	76-73-72-78-299	\$50.00
T-7	Ellsworth Vines	71-69-71-72-283	\$550.00	T-29	Walter Kozak	73-67-77-76-293	\$200.00	T-46	Paul Yurick	74-75-76-74-299	\$50.00
T-7	Bud Williamson	72-71-70-70-283	\$550.00	T-29	Tom Mahan Sr.	68-76-76-73-293	\$200.00	T-52	Charles Farlow	69-76-76-79-300	\$50.00
9	Harold Sanderson	70-67-73-74-284	\$400.00	T-29	Jack Ryan	72-72-77-72-293	\$200.00	T-52	Johnny Holtz	75-70-78-77-300	\$50.00
T-10	Harry Cooper	71-72-73-69-285	\$375.00	T-29	Denny Shute	79-71-73-70-293	\$200.00	T-52	Todd Houck	72-75-76-77-300	\$50.00
T-10	Tod Menefee	72-71-70-72-285	\$375.00	T-33	Pat Abbott	71-75-74-74-294	\$100.00	T-52	Bill Kaiser	76-70-77-77-300	\$50.00
12	John Barnum	67-71-70-78-286	\$350.00	T-33	Pete Burke	72-73-73-76-294	\$150.00	T-56	Ferdie Catropa	73-77-73-78-301	\$7.10
13	Henry Ransom	72-71-68-76-287	\$350.00	T-33	Labron Harris Sr.	71-70-78-75-294	\$100.00	T-56	Everett Comstock	71-79-75-76-301	\$7.10
T-14	Herman Barron	71-71-73-73-288	\$300.00	T-33	Gus Salerno	70-75-76-73-294	\$100.00	T-56	Al Feldman	77-73-75-76-301	\$7.10
T-14	Eldon Briggs	72-71-75-70-288	\$300.00	T-33	Joe Zarhardt	72-74-76-72-294	\$108.33	T-56	Frank Gelhot	72-78-75-76-301	\$7.10
T-14	Vic Ghezzi	70-71-71-76-288	\$300.00	T-38	R.E. Barnes	73-69-77-76-295	\$100.00	T-56	John Jurus	76-74-75-76-301	\$7.10
T-14	Jack Isaacs	72-72-68-76-288	\$300.00	T-38	Denny Champagne	75-70-74-76-295	\$100.00	T-56	Harry Nettelblad	75-71-78-77-301	\$108.33
T-14	Buck White	72-70-70-76-288	\$300.00	T-40	Al Brosch	75-77-69-75-296	\$100.00	T-56	Lloyd Sparrow	70-76-80-75-301	\$7.10
T-19	Jimmy Johnson	73-71-75-71-290	\$300.00	T-40	Tony Longo	75-72-72-77-296	\$100.00	T-56	Orville White	74-75-77-75-301	\$7.10
T-19	Smiley Quick	70-77-72-71-290	\$300.00	42	Ralph Hutchison	72-76-73-76-297	\$100.00				
T-21	Noel B. Epperson	72-75-72-72-291	\$250.00	T-43	Frank Commisio	73-75-72-78-298	\$100.00				
T-21	Clarence Doser	73-73-73-72-291	\$250.00	T-43	Edmond Onoretta	73-75-78-72-298	\$100.00				

1961 Six days of beautiful weather brought out 20,000 spectators, who saw record scoring. After finishing second in his first two years of eligibility, Paul Runyan, of La Jolla, Calif., earned his first PGA Seniors' Championship, with a 10-under-par 278, the lowest 72-hole total ever, to finish three shots in front of runner-up Jimmy Demaret. Buck White of Greenwood, Miss., set a record with a 63 in the opening round, but fell back to finish tied for 12th.

Champion: Paul Runyan, La Jolla, Calif.	
Site: PGA National Golf Club	
Dunedin, Fla.	
Date: Feb. 16-19	
Par: 36-36-72	Purse: \$15,000



Championship Summary*

Place Name	Score	Winnings**	Place Name	Score	Winnings	Place Name	Score	Winnings
1 Paul Runyan	67-70-72-69-278	\$1,500.00	T-19 Frank Kringle	71-72-74-74-291	\$150.00	T-39 Jack Isaacs	72-70-77-77-296	\$50.00
2 Jimmy Demaret	69-71-72-69-281	\$1,000.00	T-19 George Smith	67-74-75-75-291	\$150.00	T-39 Gene Kunes Sr.	72-74-75-75-296	\$50.00
3 Clarence Doser	68-67-72-75-282	\$750.00	T-23 Eldon Briggs	68-75-72-77-292	\$100.00	T-39 Bill Mehlhorn	68-74-77-77-296	\$50.00
4 Joe Brown	70-69-76-68-283	\$650.00	T-23 Walter Kozak	72-77-69-74-292	\$100.00	T-44 Henry Bontempo	70-70-78-79-297	\$50.00
5 Ivan Gantz	70-69-73-72-284	\$550.00	T-23 Alvin Krueger	72-73-77-70-292	\$100.00	T-44 Mortie Dutra	71-70-77-79-297	\$175.00
T-6 Leland Gibson	71-70-73-71-285	\$450.00	T-23 Tod Menefee	75-67-79-71-292	\$100.00	T-44 Charles Onoretta	74-76-75-72-297	\$50.00
T-6 Dick Shoemaker	73-70-72-70-285	\$450.00	T-23 Bert Montresser	72-72-74-74-292	\$100.00	T-44 Michael Rooney	73-71-81-72-297	\$50.00
T-8 Pete Burke	68-69-78-71-286	\$300.00	28 August Nordone	74-69-75-75-293	\$100.00	T-44 Joe Zarhardt	70-76-76-75-297	\$50.00
T-8 Labron Harris Sr.	69-71-75-71-286	\$300.00	T-29 Frank Gelhot	73-71-79-71-294	\$100.00	T-49 Eddie Axtell	75-74-75-74-298	\$10.00
T-8 Tony Penna	71-72-74-69-286	\$300.00	T-29 Jerry Gianferante	70-75-73-76-294	\$100.00	T-49 J.B. Barfield	71-75-80-72-298	\$50.00
11 Errie Ball	68-75-73-71-287	\$200.00	T-29 Bill Goldbeck	68-71-74-81-294	\$250.00	T-49 Ted Bickel	75-69-75-79-298	\$62.50
T-12 Jack Ryan	72-74-70-72-288	\$200.00	T-29 Walter Hall	72-68-78-76-294	\$225.00	T-49 Joseph Burch	71-80-73-74-298	\$10.00
T-12 Harold Sanderson	70-70-74-74-288	\$225.00	T-29 Al Huske	69-74-77-74-294	\$100.00	T-49 Jake Fondren	71-76-78-73-298	\$10.00
T-12 Bob Shave	70-72-74-72-288	\$200.00	T-34 Ole B. Clark	74-68-77-76-295	\$100.00	T-49 Sterling Johnson	73-71-81-73-298	\$10.00
T-12 Buck White	63-73-78-74-288	\$200.00	T-34 Everett Comstock	68-76-77-74-295	\$83.33	T-49 Leonard Ruck	66-77-78-77-298	\$10.00
T-16 John Jurus	70-71-71-77-289	\$175.00	T-34 Mike Demassey	74-72-75-74-295	\$83.33	T-49 Denny Shute	73-73-80-72-298	\$50.00
T-16 Tony Longo	72-69-73-75-289	\$175.00	T-34 Gene Sarazen	71-70-78-76-295	\$150.00			
T-18 Dick Metz	67-74-78-71-290	\$150.00	T-34 Wayne Timberman	73-69-75-78-295	\$83.33			
T-19 Sam Bernardi	69-70-76-76-291	\$150.00	T-39 Louis Chiappetta	69-79-75-73-296	\$50.00			
T-19 Charles Congdon	73-71-74-73-291	\$150.00	T-39 Phil Greenwald	74-74-73-75-296	\$50.00			

SENIOR PGA CHAMPIONSHIP

1960 Prize money was boosted to \$15,000, and the winner among 315 contestants, Dick Metz of New Orleans, received \$1,500. He won by five strokes with a 4-under-par 284. Tied for second were Tony Longo, trick-shot artist from Clark's Summit, Pa.; and for the second year in a row, Paul Runyan, of La Jolla, Calif. For the first time, two holes-in-one were made in the same Championship. Augie Nordone aced the 156-yard sixth hole with a 4-iron, and Mike Serino holed a 4-iron on the 192-yard 16th.

Champion: Dick Metz, New Orleans	
Site: PGA National Golf Club	
Dunedin, Fla.	
Date: Jan. 28-31	
Par: 36-36-72	Purse: \$15,000



Championship Summary*

Place Name	Score	Winnings**	Place Name	Score	Winnings	Place Name	Score	Winnings
1 Dick Metz	71-70-73-70-284	\$1,500.00	T-14 Al Watrous	71-75-74-77-297	\$225.00	T-32 Michael Serino	69-76-77-80-302	\$67.00
T-2 Tony Longo	74-72-71-72-289	\$875.00	T-18 Herman Barron	73-74-76-75-298	\$135.00	T-32 Bob Stupple	73-73-80-76-302	\$67.00
T-2 Paul Runyan	71-75-70-73-289	\$875.00	T-18 Sam Bernardi	75-74-73-76-298	\$135.00	T-35 Jules Blanton	74-76-79-74-303	\$50.00
4 Charles Sheppard	68-72-78-72-290	\$650.00	T-18 Sam Byrd	73-75-77-73-298	\$135.00	T-35 John Capebianco	75-73-75-80-303	\$50.00
5 Charles Farlow	72-66-74-79-291	\$550.00	T-18 Tod Menefee	72-73-74-79-298	\$135.00	T-35 Bill Goldbeck	74-76-78-75-303	\$50.00
6 Leland Gibson	68-75-75-74-292	\$500.00	T-18 Denny Shute	72-75-76-75-298	\$135.00	T-35 Al Huske	74-77-77-75-303	\$50.00
T-7 Willie Goggin	72-73-72-76-293	\$375.00	T-18 Ock Willoweit	73-74-78-73-298	\$135.00	T-35 Gib Sellers	75-74-74-80-303	\$50.00
T-7 Jack Isaacs	73-74-71-75-293	\$375.00	T-24 J.B. Barfield	72-74-77-76-299	\$100.00	T-40 Joby Connor	78-76-73-77-304	\$35.00
T-9 Pete Burke	70-75-74-75-294	\$275.00	T-24 Andrew Gibson	74-75-77-73-299	\$100.00	T-40 Frank Gelhot	76-78-75-75-304	\$35.00
T-9 Clarence Doser	76-71-73-74-294	\$275.00	T-24 Al Zimmerman	74-74-76-75-299	\$100.00	T-40 Walter Kozak	73-74-79-78-304	\$35.00
T-11 Ivan Gantz	75-76-70-74-295	\$200.00	27 Mortie Dutra	72-74-77-77-300	\$225.00	T-40 Joe Mozel	75-71-80-78-304	\$35.00
T-11 Harold Sanderson	72-75-74-74-295	\$200.00	T-28 Mike Demassey	71-79-76-75-301	\$100.00	T-40 Al Polagyi	74-76-76-78-304	\$35.00
13 Charles Congdon	74-76-73-73-296	\$200.00	T-28 Gunnard Johnson	76-75-75-75-301	\$100.00	T-40 Lloyd Sparrow	70-76-77-81-304	\$35.00
T-14 Jerry Gianferante	72-75-74-76-297	\$185.00	T-28 Bert Montresser	73-77-75-76-301	\$100.00	T-40 Cleavy Spence	71-76-76-81-304	\$35.00
T-14 Labron Harris Sr.	74-75-76-72-297	\$185.00	T-28 J.P. (Sonny) Rouse	75-74-77-75-301	\$100.00	T-40 Edward Tabor	78-75-74-77-304	\$35.00
T-14 Jack Patroni	71-73-76-77-297	\$185.00	T-32 Bill Kaiser	74-76-78-74-302	\$67.00	T-40 John Watson	75-77-73-79-304	\$35.00

21ST SENIOR PGA CHAMPIONSHIP

1959 Only one of the past Champions, the late Jack Burke Sr. (1941), was missing from the field in the 20th anniversary PGA Seniors' Championship. Willie Goggin won with a 4-under-par 284. Goggin used a borrowed set of woods, as he couldn't get comfortable with those he had brought from California. Tied for second, a stroke behind Goggin, were Leland Gibson, Paul Runyan and Denny Shute.

Champion: Willie Goggin, San Jose, Calif.	
Site: PGA National Golf Club	
Dunedin, Fla.	
Date: Jan. 29-Feb. 1	
Par: 36-36-72	Purse: \$10,000



■ Championship Summary*

Place	Name	Score	Winnings**	Place	Name	Score	Winnings	Place	Name	Score	Winnings
1	Willie Goggin	71-71-70-72-284	\$1,200.00	T-13	Jack Ryan	71-72-77-71-291	\$87.50	T-32	Henry Bontempo	74-74-75-74-297	\$25.00
T-2	Leland Gibson	69-70-73-73-285	\$633.25	T-18	Pat Circelli	75-70-70-77-292	\$50.00	T-32	August Nordone	75-73-74-75-297	\$25.00
T-2	Paul Runyan	72-68-73-72-285	\$633.25	T-18	Jack Patroni	72-70-75-75-292	\$50.00	T-32	Tommy Shannon	75-69-78-75-297	\$25.00
T-2	Denny Shute	72-70-71-72-285	\$633.25	T-18	Ock Willoweit	70-74-71-77-292	\$50.00	T-36	Billy Burke	74-72-75-77-298	\$25.00
5	Clarence Doser	74-67-74-71-286	\$400.00	T-21	Denny Champagne	73-73-76-71-293	\$50.00	T-36	Joseph Connor	76-72-74-76-298	\$20.00
6	Dick Metz	67-71-77-72-287	\$350.00	T-21	Melvin Hemphill	76-75-68-74-293	\$50.00	T-36	Wilson Crain	76-77-74-71-298	\$20.00
7	Harold Sanderson	74-69-75-70-288	\$300.00	T-23	Tony Manero	72-72-74-76-294	\$30.00	T-36	Mortie Dutra	75-75-78-70-298	\$20.00
8	Joseph Burch	72-72-73-72-289	\$250.00	T-23	Charles Sheppard	74-77-69-74-294	\$30.00	T-36	Charles Farlow	76-69-78-75-298	\$20.00
T-9	J.B. Barfield	76-69-74-71-290	\$137.50	T-26	Pete Burke	76-73-74-72-295	\$26.50	T-36	Walter Hall	75-77-72-74-298	\$20.00
T-9	Ivan Gantz	72-72-73-73-290	\$137.50	T-26	Andy Gibson	71-74-77-73-295	\$26.50	T-36	Bill Kaiser	75-76-71-76-298	\$20.00
T-9	Tod Menefee	71-72-75-72-290	\$137.50	T-26	Al Huske	69-73-82-71-295	\$26.50	T-36	George Meyers	75-73-74-76-298	\$20.00
T-9	Michael Serino	72-73-70-75-290	\$137.50	T-29	Sam Byrd	75-72-75-74-296	\$25.00	T-36	Gene Sarazen	73-77-77-71-298	\$20.00
T-13	Frank Gelhot	75-70-69-77-291	\$87.50	T-29	Alvin Krueger	73-76-75-72-296	\$25.00	T-36	Bob Stuppel	73-73-75-77-298	\$20.00
T-13	Bill Goldbeck	71-69-76-75-291	\$225.00	T-29	Al Watrous	77-72-74-73-296	\$25.00	T-36	Tony Longo	77-74-73-75-299	\$20.00
T-13	Labron Harris Sr.	73-74-73-71-291	\$87.50	T-32	Sam Bernardi	77-76-73-71-297	\$25.00				
T-13	Jack Isaacs	66-75-77-73-291	\$87.50								

19TH SENIOR PGA CHAMPIONSHIP

1958 Two more benchmarks were established that helped bring the 19th PGA Seniors' Championship into the major arena – a \$10,000 purse and 72 holes of competition, with a 36-hole cut made to the low 100 players and ties. “Squire” Gene Sarazen earned his second title with an even-par 288, for a three-stroke win over Charles Sheppard of West Newton, Mass. For his victory, Sarazen received \$1,200.

Champion: Gene Sarazen, Germantown, N.Y.	
Site: PGA National Golf Club	
Dunedin, Fla.	
Date: Jan. 30-Feb. 2	
Par: 36-36-72	Purse: \$10,000



■ Championship Summary*

Place	Name	Score	Winnings**	Place	Name	Score	Winnings	Place	Name	Score	Winnings
1	Gene Sarazen	73-71-74-70-288	\$1,200.00	T-6	Al Watrous	74-73-74-74-295	\$250.00	T-16	Joe Zarhardt	76-74-70-77-297	\$56.25
2	Charles Sheppard	70-71-75-75-291	\$800.00	T-11	Fay Coleman	71-72-76-77-296	\$95.00	T-20	Eddie Axtell	77-71-77-73-298	\$35.00
T-3	Bill Black	70-75-73-75-293	\$550.00	T-11	Sal Dibuno	75-73-73-75-296	\$95.00	T-20	J.B. Barfield	76-72-75-75-298	\$35.00
T-3	Eddie Burke	73-70-72-78-293	\$550.00	T-11	Len Mattson	76-74-75-71-296	\$95.00	T-20	Ivan Gantz	79-71-74-74-298	\$35.00
5	Jules Blanton	73-74-75-72-294	\$400.00	T-11	Jack Ryan	77-70-73-76-296	\$95.00	T-20	Gunnard Johnson	76-78-72-72-298	\$38.25
T-6	Mortie Dutra	69-71-73-82-295	\$250.00	T-11	Harold Sanderson	75-75-74-72-296	\$95.00	T-20	Tom Mahan Sr.	77-72-79-70-298	\$35.00
T-6	Tony Manero	76-71-75-73-295	\$250.00	T-16	Sam Bernardi	75-72-72-78-297	\$56.25	T-20	Harry Nettelblatt	81-72-70-75-298	\$35.00
T-6	Bert Montresser	72-72-77-74-295	\$250.00	T-16	Sam Byrd	77-74-72-74-297	\$56.25	T-26	Alvin Krueger	74-73-75-77-299	\$30.00
T-6	Jack Patroni	77-74-72-72-295	\$250.00	T-16	Bob Stuppel	70-75-73-79-297	\$56.25	T-26	Joe Turnesa	74-76-72-77-299	\$70.00

1957 Remodeling the clubhouse and improved conditioning of the golf course had been accomplished since the previous year's PGA Seniors' Championship. Al Watrous returned to the winner's circle, beating Bob Stupple in an 18-hole playoff, after they tied at 210. In the playoff, Watrous recorded a 72, while Stupple posted a 75.

Champion: Al Watrous, Birmingham, Mich.

Site: PGA National Golf Club, Dunedin, Fla.

Date: Jan. 29-Feb. 3

Par: 36-36-72 **Purse:** \$8,000



■ Championship Summary*

Place	Name	Score	Winnings**	Place	Name	Score	Winnings
1	Al Watrous	71-68-71-210	\$1,000.00	T-8	Pete Burke	217-217	\$100.00
2	Bob Stupple	210-210	\$700.00	T-8	Tony Guimelli	217-217	\$100.00
T-3	J.B. Barfield	211-211	\$350.00	T-8	Maurie O'Connor	217-217	\$100.00
T-3	Willie Goggin	211-211	\$350.00	T-11	Reggie Myles	218-218	\$50.00
T-3	Jack Ryan	211-211	\$350.00	T-11	Harry Nettelblatt	218-218	\$50.00
T-6	Ed Dudley	216-216	\$125.00	T-11	Guy Paulsen	218-218	\$50.00
T-6	Bert Montresser	216-216	\$125.00	T-11	Denny Shute	218-218	\$50.00

17TH SENIOR PGA CHAMPIONSHIP

1956 The PGA Seniors' Championship purse was increased to \$6,500 and the field topped 200 for the first time. Long Island professional Pete Burke, brother of 1931 U.S. Open Champion Billy Burke, finished one shot ahead of Ock Willoweit. The finish wasn't easy for Burke, who had a pair of opening 70s and appeared to be coasting to victory. But with a double-bogey on the 52nd hole, he was forced to par the last two holes to tie Willoweit, who was in the clubhouse with a 216 total. After making par on the 53rd hole, Burke hooked his drive into the trees on the final hole. After a spectacular second shot, which he hooked around the trees to within 12 feet of the hole, Burke sank the putt to win the first-place check of \$1,000.

Champion: Pete Burke, Huntington, N.Y.

Site: PGA National Golf Club, Dunedin, Fla.

Date: Jan. 23-29

Par: 36-36-72 **Purse:** \$6,500



■ Championship Summary*

Place	Name	Score	Winnings**	Place	Name	Score	Winnings
1	Pete Burke	70-70-75-215	\$1,000.00	T-15	Fay Coleman	74-73-77-224	\$75.00
2	Ock Willoweit	73-68-75-216	\$500.00	T-15	Harry Nettelblatt	71-77-76-224	\$31.67
3	Joe Zarhardt	73-72-72-217	\$350.00	T-15	Joe Turnesa	75-74-75-224	\$20.00
T-4	Bill Black	68-76-75-219	\$200.00	T-18	George Aulbach	73-74-78-225	\$75.00
T-4	Frank Strazza	71-71-77-219	\$200.00	T-18	Ted Bickel	75-77-73-225	\$10.00
T-6	Mortie Dutra	70-75-75-220	\$200.00	T-18	Billy Burke	72-73-80-225	\$150.00
T-6	Bill Goldbeck	75-72-73-220	\$150.00	T-18	Olin Dutra	75-73-77-225	\$100.00
T-8	Denny Shute	73-75-73-221	\$125.00	T-18	Maurie O'Connor	76-73-76-225	\$20.00
T-8	George Whitehead	78-73-70-221	\$125.00	T-23	Reggie Myles	71-76-79-226	\$75.00
T-10	J.B. Barfield	76-71-75-222	\$100.00	T-23	Al Watrous	75-76-75-226	\$35.00
T-10	Tony Manero	73-75-74-222	\$100.00	T-25	Jules Blanton	73-75-79-227	\$31.67
T-12	Ed Dudley	73-77-73-223	\$100.00	T-25	Roy Brondson	76-75-76-227	\$20.00
T-12	Tom Mahan Sr.	73-73-77-223	\$100.00	T-25	Denny Champagne	78-76-73-227	
T-12	Gene Sarazen	77-74-72-223	\$100.00	T-25	Harry Cooper	75-80-72-227	

* Only available summaries; some purses unavailable.

** Some tournament lists from 1956-76 include money awarded from special events taking place within the Championship. This accounts for money totals that don't necessarily reflect a player's finish in the final standings.

† Money list unavailable

1955

Mortie Dutra, 55, of Los Angeles, played a steady game, including the last five holes in the final round at 1-under par, to earn his first national title with a 3-under-par 213, and a four-stroke victory. Tied for second at 217 were defending Champion Gene Sarazen, Denny Shute and Mike Murra. With seven birdies and a 31 on the back nine, Murra equaled the course record with an opening-round 6-under-par 66.

Champion: Mortie Dutra, Los Angeles**Site:** PGA National Golf Club, Dunedin, Fla.**Date:** Jan. 28-30**Par:** 36-36-72**Purse:** \$5,000**■ Championship Summary* †**

Place	Name	Score	Place	Name	Score
1	Mortie Dutra	70-71-72-213	T-8	Frank Strazza	73-73-76-222
T-2	Mike Murra	66-75-76-217	T-8	Joe Turnesa	75-72-75-222
T-2	Gene Sarazen	72-74-71-217	T-8	Al Watrous	71-75-76-222
T-2	Denny Shute	72-70-75-217	T-14	Ralph Beach	73-80-70-223
5	Louis Chiapetta	71-70-77-218	T-14	Albert MacDonald	75-74-74-223
T-6	Harry Cooper	70-76-75-221	T-14	Joe Mozel	78-72-73-223
T-6	Ock Willoweit	75-73-73-221	17	Clarence Owen	73-80-71-224
T-8	Jules Blanton	70-73-79-222	T-18	George Aulbach	76-77-72-225
T-8	Billy Burke	73-73-76-222	T-18	Joe Belfore	73-78-74-225
T-8	Harold Sanderson	69-78-75-222	T-18	Willie Hunter	77-75-73-225

15TH SENIOR PGA CHAMPIONSHIP**1954**

Returning to the Championship's original 54-hole format of 1937, Wm. Teacher & Sons Ltd. of Glasgow, Scotland, provided a \$5,000 purse, with competition being expanded to three rounds. Gene Sarazen of Germantown, N.Y., posted a 2-under-par 214, winning by two strokes over former Champion Al Watrous and Perry Del Vecchio. Sarazen earned \$1,000 for the win that was witnessed by 5,000 spectators during the final round.

Champion: Gene Sarazen, Germantown, N.Y.**Site:** PGA National Golf Club, Dunedin, Fla.**Date:** Jan. 28-30**Par:** 36-36-72**Purse:** \$5,000**■ Championship Summary* †**

Place	Name	Score	Place	Name	Score
1	Gene Sarazen	67-72-75-214	13	Jim Foulis	72-73-80-225
T-2	Perry Del Vecchio	72-71-73-216	T-14	Louis Chiapetta	75-77-74-226
T-2	Al Watrous	70-72-74-216	T-14	Bill Jelliffe	74-77-75-226
4	John Watson	76-69-74-219	T-14	Gunnard Johnson	79-77-70-226
5	Eddie Williams	73-70-77-220	T-14	Charles McKenna	76-74-76-226
6	Montie Dutra	69-73-79-221	T-14	Harry Schwab	73-78-75-226
T-7	Bill Goldbeck	76-73-74-223	19	Ralph Beach	75-75-77-227
T-7	Willie Hunter	71-78-74-223	20	Tom Mahan Sr.	77-77-74-228
T-7	Reggie Myles	71-74-78-223	T-21	Johnny Farrell	75-75-79-229
T-7	Harold Sanderson	75-74-74-223	T-21	Walter Hall	78-74-77-229
T-11	Jules Blanton	75-74-75-224	T-21	Frank Sprogell	72-78-79-229
T-11	Mike Murra	74-73-77-224	T-21	Ock Willoweit	74-78-77-229

1953

The PGA Seniors' Championship received a boost in

prestige, when three former U.S. Open titleholders — Gene Sarazen, Johnny Farrell and Billy Burke — played for the first time. Sarazen performed best with 72-73-145, tying for second with former Seniors' Champion Charles McKenna, three strokes behind Harry Schwab of Dayton, Ohio. Schwab set a Championship record with a 6-under-par 66 in the first round.

Champion: Harry Schwab, Dayton, Ohio
Site: PGA National Golf Club, Dunedin, Fla.
Date: Jan. 29-31 **Par:** 36-36-72



Championship Summary* †

Place	Name	Score	Place	Name	Score
1	Harry Schwab	66-76-142	22	Fred Moore	78-77-155
T-2	Charles McKenna	72-73-145	T-23	Walter Bourne	78-78-156
T-2	Gene Sarazen	72-73-145	T-23	Mike Brady	79-77-156
T-4	Ralph Beach	73-73-146	T-23	Dave Hendry	77-79-156
T-4	Bill Goldbeck	75-71-146	T-23	Clyde Kelly	78-78-156
T-4	John Watson	73-73-146	T-23	John Rogers	74-82-156
7	Al Watrous	75-72-147	T-23	Joe Turnesa	78-78-156
8	Billy Burke	73-75-148	T-23	Eddie Williams	82-74-156
T-9	Jules Blanton	74-75-149	T-23	Jack Williams	76-80-156
T-9	Lloyd Gullickson	73-76-149	T-31	Louis Chiapetta	80-77-157
T-11	Lou Galby	75-75-150	T-31	Marshall Crichton	75-82-157
T-11	Bill Jelliffe	78-72-150	T-31	Jack Gordon	79-78-157
T-11	George Smith	75-75-150	T-31	Henry Miller	80-77-157
T-14	Walter Hall	75-76-151	T-31	Ben Richter	81-76-157
T-14	Gunnard Johnson	75-76-151	T-36	Harold Callaway	82-76-158
T-16	Albert MacDonald	77-75-152	T-36	Jock Hutchison	79-79-158
T-16	Tom Mahan Sr.	77-75-152	T-36	Charles Lorms	79-79-158
18	Willie Whalen	78-75-153	T-39	Joel Smith	79-80-159
T-19	Johnny Farrell	76-78-154	T-39	Phil Turnesa	80-79-159
T-19	Bert Montresser	77-77-154	T-39	Alex Watson	79-80-159
T-19	Frank Walsh	77-77-154			

13TH SENIOR PGA CHAMPIONSHIP

1952

Unheralded Ernie Newnham of Portland, Maine, denied

Al Watrous' bid to win a third straight PGA Seniors' Championship, as Newnham's 2-over-par 146 was good for a one-stroke victory. In a four-way tie for third were: Charlie McKenna, Rochester, N.Y.; Louis Chiapetta, Sylvania, Ohio; Harry Schwab, Dayton, Ohio; and Phil Turnesa, White Plains, N.Y.

Champion: Ernie Newnham, Portland, Maine
Site: PGA National Golf Club, Dunedin, Fla.
Date: Jan. 25-26 **Par:** 36-36-72



Championship Summary* †

Place	Name	Score	Place	Name	Score
1	Ernest Newnham	75-71-146	T-17	John Bird	78-75-153
2	Al Watrous	75-72-147	T-17	Ed Dudley	80-73-153
T-3	Louis Chiapetta	78-70-148	T-17	Lloyd Gullickson	72-81-153
T-3	Charles McKenna	76-72-148	T-17	Elwyn Nagel	77-76-153
T-3	Harry Schwab	73-75-148	T-17	Joe Turnesa	77-76-153
T-3	Phil Turnesa	75-73-148	T-17	Willie Whalen	74-79-153
T-7	Tom Harmon	73-76-149	T-23	Harold Callaway	79-75-154
T-7	Maurice White	74-75-149	T-23	E.W. (Pop) Harbert	77-77-154
T-7	Jack Williams	78-71-149	T-23	Albert MacDonald	154-154
10	Cy Foster	70-80-150	T-23	Ben Richter	75-79-154
11	Bill Jelliffe	75-76-151	27	Frank Belwood	160-160
T-12	W.C. (Bill) Gordon	79-73-152	28	Jock Hutchison	161-161
T-12	Charles Lorms	80-72-152	29	George Livingston	162-162
T-12	Charles Mayo	75-77-152	30	Thomas Clark	172-172
T-12	Willie Ogg	76-76-152	31	W.H. (Bert) Way	199-199
T-12	George Smith	75-77-152			

SENIOR PGA CHAMPIONSHIP

1951

For the fourth time in 12 years, the PGA Seniors' Championship went to a playoff, and for the third time, Jock Hutchison was beaten.

Though he was 68 years old, Hutchison nearly shot his age, a 3-under-par 69, in the final round to tie Al Watrous at 142. In the play-off, fatigue caught up with Hutchison, the two-time former PGA Seniors' Champion, on the final nine. He had 37-44-81, losing to Watrous by six shots.

Champion: Al Watrous, Birmingham, Mich.
Site: PGA National Golf Club, Dunedin, Fla.
Date: Jan. 8-13 **Par:** 36-36-72



Championship Summary* †

Place	Name	Score	Place	Name	Score
1	Al Watrous	69-73-142	T-9	Ernest Newnham	150-150
2	Jock Hutchison	73-69-142	T-9	Ben Richter	150-150
3	Charles McKenna	71-75-146	T-9	Phil Turnesa	150-150
4	Eddie Williams	70-77-147	T-13	Lloyd Gullickson	151-151
5	George Smith	73-75-148	T-13	Alex Watson	151-151
T-6	Louis Chiapetta	149-149	T-13	Art Weber	151-151
T-6	Bill Jelliffe	149-149	14	Jim Wilson	80-81-161
T-6	Jack Williams	149-149	15	George Livingston	82-80-162
T-9	Pat Doyle	150-150			

11TH SENIOR PGA CHAMPIONSHIP

1950

Al Watrous of Birmingham, Mich., was the overall winner, with a 2-under-par 142 total for the first of his three titles. Bearded Bill Jelliffe of Denver, Colo., was the runner-up, three back of Watrous.

Champion: Al Watrous, Birmingham, Mich.
Site: PGA National Golf Club, Dunedin, Fla.
Date: Jan. 9-14 **Par:** 36-36-72



Championship Summary* †

Place	Name	Score	Place	Name	Score
1	Al Watrous	70-72-142	T-16	Art Andrews	79-76-155
2	Bill Jelliffe	74-71-145	T-16	Louis Chiapetta	77-78-155
3	Jock Hutchison	75-72-147	T-16	Albert MacDonald	76-79-155
4	Bill Goldbeck	76-72-148	T-16	George Milne	74-81-155
5	H.T. (Pug) Allen	73-76-149	T-16	Ernest Newnham	80-75-155
T-6	George Smith	73-77-150	T-21	Al Heron	77-79-156
T-6	Eddie Williams	72-78-150	T-21	Herbert Lagerblade	82-74-156
T-8	Mike Brady	73-78-151	T-21	Bob Milar	82-74-156
T-8	Jack Williams	76-75-151	T-24	John Bird	78-79-157
T-10	Lloyd Gullickson	76-76-152	T-24	W.C. (Bill) Gordon	81-76-157
T-10	Alex Watson	76-76-152	T-24	Charles Mayo	78-79-157
T-12	Nelson Giddens	77-76-153	T-24	Jim Wilson	81-76-157
T-12	Bruce Herd	76-77-153	T-28	Matt Jans	78-80-158
T-12	Charles McKenna	76-77-153	T-28	Carroll Macmaster	75-83-158
15	W.W. (Abe) Forbrich	78-76-154	T-28	Willie Ogg	79-79-158

1949 Marshall Crichton of Durham, N.C., aced the 147-yard 16th hole en route to capturing the 10th PGA Seniors' Championship by one stroke.

Crichton shot 1-over-par 145 and three players tied at 146: Louis Chiapetta, of Sylvania, Ohio; George Smith, of Chicago, Ill.; and Jock Hutchison, of Golf, Ill. Hutchison had a chance to tie for the lead, but bogeyed the final hole.

Champion: Marshall Crichton, Durham, N.C.
Site: PGA National Golf Club, Dunedin, Fla.
Date: Jan. 10-15 **Par:** 36-36-72



Championship Summary* †

Place	Name	Score	Place	Name	Score
1	Marshall Crichton	73-72-145	T-17	Bill Campbell	154-154
T-2	Louis Chiapetta	72-74-146	T-17	John Manion	154-154
T-2	Jock Hutchison	71-75-146	T-17	Jim McGunigal	154-154
T-2	George Smith	73-73-146	T-17	Fred Moore	154-154
T-5	Lloyd Gullickson	73-75-148	T-17	Frank Sprogell	154-154
T-5	Phil Turnesa	75-73-148	T-23	Herbert Lagerblade	155-155
T-7	John Bird	149-149	T-23	Albert MacDonald	155-155
T-7	Charles Mayo	149-149	T-23	L.W. (Smiley) Rowland	155-155
9	Mike Brady	150-150	T-23	Eddie Williams	155-155
T-10	Ernest Newnham	151-151	27	Charles McKenna	156-156
T-10	Ben Richter	151-151	T-28	Art Weber	156-156
T-10	Alex Watson	151-151	T-28	Art Andrews	157-157
T-13	Walter Bourne	152-152	T-28	Bob Ford	157-157
T-13	Jack Gordon	152-152	T-28	Bruce Herd	157-157
T-13	Dave Sutherland	152-152	T-28	Willie Ogg	157-157
16	W.C. (Bill) Gordon	153-153			
T-17	Alex Ayton	154-154			

NINTH SENIOR PGA CHAMPIONSHIP

1948 Charles McKenna of Rochester, N.Y., won the title wire-to-wire.

He was medalist in the first round, with a 3-under-par 69, which was the lowest score of the tournament. In the final round, McKenna slipped to a 72, but none of the challengers was able to overcome his first-day advantage. Ben Richter made the strongest bid with a second-round 71 to take runner-up honors for the second year in a row. Defending Champion Jock Hutchison tied for third with George Smith of Lake Forest, Ill., each posting 3-over-par 145.

Champion: Charles McKenna, Rochester, N.Y.
Site: PGA National Golf Club, Dunedin, Fla.
Date: Jan. 10-15 **Par:** 36-36-72



Championship Summary* †

Place	Name	Score	Place	Name	Score
1	Charles McKenna	69-72-141	T-8	Ernest Newnham	75-77-152
2	Ben Richter	71-71-142	T-12	Bob Ford	76-77-153
T-3	Jock Hutchison	73-72-145	T-12	W.C. (Bill) Gordon	80-73-153
T-3	George Smith	71-74-145	T-12	Frank Sprogell	78-75-153
5	Bill Jelliffe	72-74-146	T-15	Bill Campbell	77-77-154
6	Harold Jordan	73-74-147	T-15	Joe Donato	78-76-154
7	Dave Sutherland	72-78-150	T-15	John Manion	78-76-154
T-8	Walter Bourne	76-76-152	T-15	Phil Turnesa	78-76-154
T-8	Cy Foster	74-78-152	T-15	Alex Watson	77-77-154
T-8	Bruce Herd	78-74-152			

SENIOR PGA CHAMPIONSHIP

1947 Jock Hutchison got his revenge after finishing second the previous two years, duplicating his victory from the inaugural PGA Seniors' Championship 10 years earlier. Despite high winds, Hutchison fired a closing round of 1-under-par 71, for a three-stroke victory over Ben Richter, of St. Louis, Mo. Eddie Williams, looking for a fourth title, found himself in the running after an opening-round 75, but shot 80 on the final round, to break his streak of three consecutive victories in the PGA Seniors' Championship.

Champion: Jock Hutchison, Golf, Ill.
Site: PGA National Golf Club, Dunedin, Fla.
Date: Jan. 6-11 **Par:** 36-36-72



Championship Summary* †

Place	Name	Score	Place	Name	Score
1	Jock Hutchison	74-71-145	T-16	Walter Bourne	80-77-157
2	Ben Richter	74-74-148	T-16	W.C. (Bill) Gordon	157-157
3	Bill Jelliffe	75-76-151	T-16	Fred Miley	78-79-157
T-4	Wendell Kay	77-76-153	T-19	Bill Bathie	158-158
T-4	Charles Lorms	80-73-153	T-19	John Manion	158-158
T-4	Charles Mayo	80-73-153	T-19	Ernest Newnham	158-158
T-4	Willie Ogg	76-77-153	T-19	Frank Sproggell	158-158
T-4	Alex Watson	80-73-153	T-23	Fred Clarkson	80-79-159
9	Dave Sutherland	76-78-154	T-23	Tom Skipper	80-79-159
T-10	Joe Donato	155-155	T-25	Ernest Anderson	161-161
T-10	Dick May	155-155	T-25	James Young	161-161
T-10	Eddie Williams	75-80-155	27	Ray McAulliffe	162-162
T-13	Alex Ayton	78-78-156	T-28	Marshall Crichton	163-163
T-13	Charles Betschler	156-156	T-28	Wilfred Reid	163-163
T-13	Albert MacDonald	76-80-156	T-30	Frank Butler	164-164
			T-30	Andy Merrilees	164-164

SEVENTH SENIOR PGA CHAMPIONSHIP

1946 Eddie Williams made it three PGA Seniors' titles in a row — a record that still stands — again coming from behind to beat former Champion Jock Hutchison, this time in an 18-hole playoff. In regulation play, Hutchison was one shot ahead of Williams going into the 35th hole, but he bogeyed the hole. To get into the playoff, Williams was forced to make a 10-foot putt on the last hole. In the 18-hole playoff, both players were tied after 14 holes, but Hutchison hit a shot into the water on the 15th hole, and Williams made a birdie to claim victory.

Champion: Eddie Williams, Chicago
Site: PGA National Golf Club, Dunedin, Fla.
Date: Jan. 7-8 **Par:** 36-36-72



Championship Summary* †

Place	Name	Score	Place	Name	Score
1	Eddie Williams	75-71-146	T-12	George Morris	79-76-155
2	Jock Hutchison	76-70-146	T-12	Willie Ogg	77-78-155
3	Dave Sutherland	75-72-147	T-12	Tom Pepin	76-79-155
4	Ben Richter	76-73-149	17	Joe Donato	79-77-156
5	Jack Williams	75-75-150	T-18	E.W. (Pop) Harbert	81-76-157
T-6	Alex Ayton	76-75-151	T-18	John Manion	77-80-157
T-6	Francis Gallett	75-76-151	T-18	George Norrie	80-77-157
T-8	Marshall Crichton	80-72-152	T-21	James Cockburn	78-80-158
T-8	Charles Lorms	76-76-152	T-21	Fred Miley	79-79-158
10	Ernest Anderson	77-76-153	T-23	Frank Coltart	80-79-159
T-11	Wilfred Reid	79-75-154	T-23	Ben Smith	78-81-159
T-11	Ab Thorn	79-75-154	25	Tom Bonnar	80-80-160
T-12	Wendell Kay	76-79-155			

1945 With World War II beginning to wind down, the PGA Seniors' Championship resumed, this time at Dunedin, Fla., which became the permanent home for the next 18 years. Eddie Williams retained the title he had held since his 1942 victory. Williams scored birdies on the last two holes in the final round to overcome a one-stroke advantage held by Jock Hutchison, who finished in second place.

Champion: Eddie Williams, Chicago
Site: PGA National Golf Club Dunedin, Fla.
Date: Jan. 15-19 Par: 36-36-72



Championship Summary* †

Place	Name	Score	Place	Name	Score
1	Eddie Williams	148-148	T-14	E.W. (Pop) Harbert	164-164
2	Jock Hutchison	150-150	T-14	George Sargent	164-164
3	Charles Mayo	151-151	T-14	Tom Skipper	164-164
4	Charles Lorms	152-152	T-14	Henry Williams Sr.	164-164
5	Wilfred Reid	154-154	18	Tom Pepin	166-166
T-6	James Cockburn	155-155	19	Ernest Anderson	167-167
T-6	L.W. (Smiley) Rowland	155-155	20	George Dodge	168-168
8	Joe Donato	158-158	21	W.H. (Bert) Way	175-175
9	Marshall Crichton	159-159	22	William Crichton	176-176
10	Phillip Jefferson	160-160	T-23	Dave Cuthbert	177-177
T-11	George Norrie	161-161	T-23	William Scott	177-177
T-11	Willie Ogg	161-161			
13	W.H. Livie	162-162			

SENIOR PGA CHAMPIONSHIP

1943-44 No Championships Played Due to World War II

FIFTH SENIOR PGA CHAMPIONSHIP

1942 The fifth PGA Seniors' Championship was played farther south on Florida's west coast at the Fort Myers G&CC. Eddie Williams, of Chicago, in his second bid for the title, having been runner-up the previous year, posted a pair of 69s for a 6-under-par 138, six strokes better than runner-up Jock Hutchison.

Champion: Eddie Williams, Chicago
Site: Ft. Myers Golf and Country Club Ft. Myers, Fla.
Date: Jan. 17-18 Par: 36-36-72



Championship Summary* †

Place	Name	Score	Place	Name	Score
1	Eddie Williams	138-138	8	E.W. (Pop) Harbert	148-148
2	Jock Hutchison	144-144	9	Mike Brady	149-149
3	George Morris	145-145	10	Willie Dow	150-150
4	Wilfred Reid	146-146	11	H.C. Hackbarth	152-152
T-5	Marshall Crichton	147-147	12	Charles Mayo	153-153
T-5	W.H. Livie	147-147	13	William Sherwood	156-156
T-5	Milton Theobald	147-147	14	W.H. (Bert) Way	179-179

1941 With a final round of 4-under-par 67 over the Bobby Jones course, Jack Burke, of Houston, Texas, cruised to a seven-stroke victory over runner-up Eddie Williams, of Chicago.

Champion: Jack Burke, Houston
Site: Sarasota Bay Country Club
Bobby Jones Golf Club, Sarasota, Fla.
Date: Jan. 10-12 Par: 35-36-71



■ Championship Summary* †

Place	Name	Score	Place	Name	Score
1	Jack Burke Sr.	75-67-142	T-8	Willie Ogg	83-70-153
2	Eddie Williams	75-74-149	T-8	Alex Taylor	79-74-153
T-3	Jack Gordon	76-74-150	10	George Sargent	79-75-154
T-3	H.C. Hackbarth	77-73-150	11	Gil Nichols	82-75-157
T-3	Jock Hutchison	77-73-150	12	Jack Campbell	83-76-159
T-6	Jim Barnes	77-74-151	13	W.H. (Bert) Way	88-82-170
T-6	Fred McLeod	80-71-151			

THIRD SENIOR PGA CHAMPIONSHIP

1940 In an attempt to find better weather, the third PGA Seniors' Championship was played at the North Shore and Bobby Jones Courses in Sarasota, Fla., in January 1940, which meant no tournament during the calendar year of 1939. After regulation play, Otto Hackbarth, with a closing round 1-under-par 70, tied Jock Hutchison at 4-over-par 146. In the 18-hole playoff, both players shot 74, which forced a second 18-hole playoff in which Hackbarth prevailed by one stroke, 74-75.

Champion: Otto Hackbarth, Cincinnati
Site: North Shore Country Club
Bobby Jones Golf Club, Sarasota, Fla.
Date: Jan. 12-14 Par: 35-36-71



■ Championship Summary* †

Place	Name	Score	Place	Name	Score
1	Otto Hackbarth	76-70-146	T-24	William Sherwood	81-75-156
2	Jock Hutchison	71-75-146	T-24	Henry Williams Sr.	81-75-156
T-3	Charles Mayo	75-73-148	T-27	John Black	81-76-157
T-3	Fred Miley	73-75-148	T-27	Thomas Clark	76-81-157
T-5	Jim Barnes	78-71-149	T-27	Arthur Reid	78-79-157
T-5	Jack Campbell	77-72-149	T-30	Dick Clarkson	74-85-159
T-7	Mike Brady	78-73-151	T-30	Alex Cunningham	78-81-159
T-7	George Morris	76-75-151	T-32	John Inglis	82-78-160
T-7	Milton Theobald	78-73-151	T-32	Wilfred Reid	75-85-160
T-10	Willie Maguire	76-76-152	T-32	Tom Skipper	78-82-160
T-10	Fred McLeod	74-78-152	35	W.C. (Bill) Gordon	87-76-163
T-12	E.W. (Pop) Harbert	77-76-153	36	Ernest Anderson	82-83-165
T-12	Dave McKay	79-74-153	T-37	William Crichton	82-84-166
T-12	Dave Ogilvie	76-77-153	T-37	Alex Ogilvie	86-80-166
T-12	James Young	80-73-153	T-39	Frank Butler	84-83-167
T-16	Tom Bannar	80-75-155	T-39	Dave Cuthbert	86-81-167
T-16	Howard Beckett	77-78-155	T-41	Jack Jolly	86-84-170
T-16	Frank Coltart	77-78-155	T-41	William Lock	82-88-170
T-16	Bob Craigs	79-76-155	43	W.H. (Bert) Way	92-87-179
T-16	George Dodge	79-76-155	44	Val Flood	94-91-185
T-16	Al Grauer	78-77-155			
T-16	Walter Hoe	77-78-155			
T-16	Willie Ogg	81-74-155			
T-24	George Sargent	80-76-156			

1938 Fred McLeod won an 18-hole playoff to capture the second PGA Seniors' Championship at Augusta National, 30 years after his U.S. Open triumph and 20 years after his loss in the finals of the second PGA Championship. After its inaugural year, the Championship was changed to a 36-hole format. Playing in December in inclement weather, McLeod of Chevy Chase, Md., shot 75-79 to tie Otto Hackbarth of Cincinnati, with 154 after three days, as one round was rained out. In the play-off, McLeod defeated Hackbarth, 80-82.

Champion: Fred McLeod, Chevy Chase, Md.
Site: Augusta National Golf Club, Augusta, Ga.
Date: Dec. 5-7 **Par:** 36-36-72



FRED MC LEOD
1938

Championship Summary* †

Place	Name	Score	Place	Name	Score
1	Fred McLeod	75-79-154	T-22	Tom Boyd	82-84-166
2	Otto Hackbarth	80-74-154	T-22	George Dodge	81-85-166
3	Frank Belwood	76-81-157	T-22	Charles Hall	81-85-166
T-4	Jock Hutchison	75-83-158	T-22	Jack Pirie	87-79-166
T-4	Dave Ogilvie	79-79-158	T-26	William Crichton	84-83-167
T-6	Frank Caltart	81-78-159	T-26	Milton Theobald	81-86-167
T-6	E.W. (Pop) Harbert	80-79-159	T-28	W.C. (Bill) Gordon	86-84-170
8	Jack Campbell	79-81-160	T-28	Fred Miley	83-87-170
T-9	Bob Craigs	80-81-161	T-28	Arthur Reid	91-79-170
T-9	George Gordon	82-79-161	31	Dick Clarkson	87-86-173
T-9	Dave Livie	79-82-161	T-32	Fred Brand	88-86-174
T-9	William Sherwood	81-80-161	T-32	William Entwistle	84-90-174
T-13	Alex Armour	83-79-162	34	William Gourlay	86-91-177
T-13	Charles Mayo	81-81-162	35	Peter Robertson	88-91-179
T-13	George Sargent	83-79-162	36	Henry Williams Sr.	89-91-180
T-16	Thomas Clark	82-81-163	T-37	J.H. Chandler	96-89-185
T-16	John Inglis	79-84-163	T-37	Dave Cuthbert	93-92-185
T-18	Tom Bonnar	80-84-164	38	Jack Jolly	96-91-187
T-18	Jack Hobens	83-81-164			
T-18	James West	80-84-164			
21	Jack Kennedy	84-81-165			

INAUGURAL SENIOR PGA CHAMPIONSHIP

SENIOR PGA CHAMPIONSHIP

1937 Thanks to Bobby Jones and Alfred S. Bourne, the first PGA Seniors' Championship was played at Augusta National Golf Club. Jones hosted the event on the Georgia golf course where the Masters began three years earlier. Bourne, called a "sportsman and friend of the pros," contributed \$1,500 for the purchase and endowment of a trophy that bears his name. The winner was Jock Hutchison of Golf, Ill., with a three-round total of 223. George Gordon, from Rumford, R.I., had the second-best total, finishing eight shots back of Hutchison.

Champion: Jock Hutchison, Golf, Ill.
Site: Augusta National Golf Club, Augusta, Ga.
Date: Nov. 30-Dec. 2 **Par:** 36-36-72



Championship Summary* †

Place	Name	Score	Place	Name	Score
1	Jock Hutchison	76-75-72-223	T-16	William Sherwood	81-81-82-244
2	George Gordon	81-77-73-231	18	George Savers	84-83-78-245
3	Jim West	77-78-78-233	T-19	Alex Campbell	77-80-89-246
T-4	Fred McLeod	76-79-79-234	T-19	John Inglis	83-79-84-246
T-4	Dave Ogilvie	75-80-79-234	T-21	Grange Alves	79-84-85-248
6	Charles Mayo	80-76-79-235	T-21	Jack Hobens	80-86-82-248
7	Charles Hall	75-82-79-236	T-21	George Low	80-86-82-248
8	Tom Boyd	75-82-80-237	24	Thomas Clark	84-78-89-251
9	Tom Skipper	79-79-80-238	25	Jack Jolly	86-84-87-257
T-10	Mike Brady	78-79-82-239	T-26	Fred Brand	87-83-88-258
T-10	Otto Hackbarth	77-79-83-239	T-26	Alex Ogilvie	86-84-88-258
T-12	Jack Campbell	80-78-84-242	28	Peter Robertson	87-88-86-261
T-12	Frank Coltart	80-81-81-242	29	William Entwistle	88-82-93-263
T-12	Dave Livie	79-80-83-242	30	George Knox	86-96-87-269
T-12	Archie Sanderson	82-78-82-242	31	Val Flood	88-92-95-275
T-16	W.C. (Bill) Gordon	80-81-83-244			

Player	Best Finish	Years	Rds.	Cuts Made	Top 3	Top 5	Top 10	Top 25	Avg.	Low Rd.	High Rd.	Rds. Under		Money
												Par	In 60s	
Tommy Aaron	T-13th in 1988	17	50	9	0	0	0	3	75.92	69	85	9	2	\$49,140.00
Pat Abbott	T-19th in 1964	13	46	11	0	0	0	3	74.93	70	81	6	0	\$2,376.91
Bob Ackerman	T-68th in 2006	2	6	1	0	0	0	0	76.50	71	81	0	0	\$4,750.00
Rick Acton	T-41st in 1996	2	8	2	0	0	0	0	74.63	72	78	0	0	\$5,388.34
Mitch Adams	T-52nd in 2007	3	8	1	0	0	0	0	76.00	73	82	0	0	\$6,200.00
Mitch Adcock	T-19th in 2006	3	8	2	0	0	0	1	73.75	70	77	1	0	\$27,200.00
Jim Ahern	T-8th in 2000	9	29	6	0	0	1	2	73.97	68	83	4	2	\$96,766.67
Jim Albus	T-7th in 1993	16	51	11	0	0	2	3	74.65	68	83	9	3	\$91,200.00
Ken Allard	T-64th in 2002	2	6	1	0	0	0	0	74.67	67	78	1	1	\$4,825.00
Bud Allin	T-4th in 1996	5	18	4	0	1	1	3	73.22	67	77	4	2	\$88,835.41
Fulton Allem	Cut	2	4	0	0	0	0	0	76.00	73	77	0	0	\$2,000.00
Michael Allen	Winner in 2009	4	16	4	1	1	1	4	70.19	64	77	11	6	\$491,750.00
Tom Anderson	Cut	2	4	0	0	0	0	0	80.00	74	84	0	0	\$2,000.00
Isao Aoki	2nd in 1996	17	57	12	2	4	4	7	73.32	66	87	20	8	\$343,900.00
Motomasa Aoki	T-58th in 2005	1	4	1	0	0	0	0	75.50	74	79	0	0	\$4,075.00
David Arbuckle	Cut	3	6	0	0	0	0	0	77.67	75	79	0	0	\$3,000.00
George Archer	5th in 1990 & '91	7	28	7	0	2	3	7	71.93	68	75	9	3	\$135,583.33
Tommy Armour III	T-61st in 2010	2	6	1	0	0	0	0	75.33	71	78	1	0	\$4,912.50
Perry Arthur	T-49th in 2008	7	18	2	0	0	0	0	75.44	70	81	1	0	\$14,025.00
Tom Atchison	T-68th in 2012	2	6	1	0	0	0	0	74.83	71	78	0	0	\$5,037.50
Alfonso Atkins	T-14th in 1969	4	16	4	0	0	0	1	76.13	69	85	1	1	\$855.00
John Aubrey	T-57th in 2004	4	12	2	0	0	0	0	74.92	71	79	0	0	\$9,775.00
Tommy Aycock	T-13th in 1993	3	12	3	0	0	0	2	73.25	70	78	3	0	\$23,783.34
Alex Ayton	T-6th in 1946	7	13	3	0	0	1	3	85.00	74	154	0	0	\$170.00
Hugh Baiocchi	7th in 1999	11	35	7	0	0	1	1	74.34	66	81	4	2	\$90,433.32
Butch Baird	T-9th in 1987	5	20	5	0	0	1	1	74.20	70	78	4	0	\$16,425.00
Gary Baker	Cut	1	2	0	0	0	0	0	76.00	73	79	0	0	\$1,000.00
Al Balding	T-8th in 1977	8	28	6	0	0	1	4	75.57	68	83	4	1	\$8,800.00
Mark Balen	Cut	1	2	0	0	0	0	0	80.00	78	82	0	0	\$1,000.00
Errie Ball	T-2nd in 1962	19	69	16	1	2	4	11	74.20	64	82	16	6	\$7,195.33
Luca Barbato	T-7th in 1968	16	53	11	0	0	2	6	76.11	70	85	5	0	\$4,372.50
Jerry Barber	T-7th in 1981	15	52	11	0	0	1	5	75.52	69	84	3	1	\$22,080.75
Miller Barber	Winner in 1981	17	56	12	3	3	7	9	73.77	68	82	16	5	\$129,125.00
Mike Barge	T-68th in 2006	2	8	2	0	0	0	0	76.38	68	84	1	1	\$7,250.00
Brian Barnes	T-4th in 1996	5	11	2	0	1	1	2	73.82	69	78	3	1	\$64,866.67
Jim Barnes	T-5th in 1940	2	4	2	0	1	2	2	75.00	71	78	0	0	N/A
John Barnum	T-2nd in 1963, '64 & '66	14	45	9	3	4	4	9	73.93	66	85	13	7	\$10,050.57
Dave Barr	T-4th in 2004	5	20	5	0	1	2	2	72.80	69	80	6	3	\$138,783.34
Herman Barron	Winner in 1963	11	38	8	1	1	2	6	73.71	67	82	10	5	\$4,991.67
Richard Bassett	T-39th in 1992	6	20	4	0	0	0	0	75.70	71	84	2	0	\$12,537.50
Ben Bates	Cut	1	2	0	0	0	0	0	74.50	72	77	0	0	\$1,000.00
George Bayer	2nd in 1979	11	41	10	1	2	3	8	74.17	67	83	6	3	\$25,564.16
Ralph Beach	T-4th in 1953	15	37	7	0	1	1	3	79.73	70	145	2	0	\$274.16
Andy Bean	T-13th in 2004 & '08	8	30	7	0	0	0	3	73.27	67	79	4	2	\$117,300.00
Frank Beard	T-16th in 1990	2	8	2	0	0	0	1	74.38	70	78	2	0	\$8,000.00
Chip Beck	T-11th in 2010	6	22	5	0	0	0	2	73.27	69	81	8	1	\$80,750.00
Deane Beman	Cut	2	4	0	0	0	0	0	76.50	76	77	0	0	\$1,575.00
Frank Belwood	3rd in 1938	3	5	3	1	1	1	1	96.40	76	160	0	0	\$0.00
Sam Bernardi	T-8th in 1963	11	38	8	0	0	1	4	73.95	68	80	8	2	\$2,412.08
Scott Bess	68th in 2004	4	12	2	0	0	0	0	75.50	71	82	0	0	\$9,387.50
Al Besselink	9th in 1979	6	17	3	0	0	1	1	76.71	70	85	2	0	\$3,055.00
Ron Beurmann	Cut	1	2	0	0	0	0	0	77.50	77	78	0	0	\$1,000.00
Don Bies	T-9th in 1990	3	10	2	0	0	1	1	74.80	72	79	0	0	\$13,400.00
Bob Bilbo	CUT in 2004	1	2	0	0	0	0	0	75.50	75	76	0	0	\$1,000.00
Ronnie Black	T-54th in 2010	3	10	2	0	0	0	0	74.70	71	77	0	0	\$8,962.50
Phil Blackmar	Cut	4	8	0	0	0	0	0	75.63	74	78	0	0	\$4,000.00
Jim Blair	T-33rd in 2009	6	16	2	0	0	0	0	75.00	71	79	0	0	\$19,950.00
Jay Don Blake	T-8th in 2010	4	16	4	0	0	1	1	71.50	67	76	6	3	\$92,300.00
Homero Blancas	4th in 1991	8	28	6	0	1	1	1	75.32	70	83	5	0	\$48,625.00
John Bland	T-7th in 1997	11	38	8	0	0	2	4	72.89	66	78	9	4	\$155,857.15
Jules Blanton	5th in 1958	19	51	8	0	1	3	5	76.10	70	82	1	0	\$1,697.08
Tommy Bolt	Winner in 1969	8	19	4	3	3	3	4	71.47	67	76	11	4	\$10,208.34
Gene Borek	T-15th in 1994	11	38	8	0	0	0	3	75.84	69	87	4	1	\$29,726.78
Mike Borich	Cut	1	2	0	0	0	0	0	79.00	75	83	0	0	\$1,000.00
Julius Boros	Winner in 1971 & '77	16	57	13	6	10	11	11	72.72	67	82	24	10	\$55,731.08
Joe Bostic	Cut in 2010	1	2	0	0	0	0	0	77.50	76	79	0	0	\$1,000.00
Bob Boyd	T-69th in 2010	2	6	1	0	0	0	0	76.00	72	81	0	0	\$4,687.50
Bob Boyle	T-63rd in 2004	1	4	1	0	0	0	0	75.25	72	79	0	0	\$3,887.50
Mike Brady	T-7th in 1940	16	29	6	0	0	5	6	79.38	73	87	0	0	N/A

Player	Best Finish	Years	Rds.	Cuts Made	Top 3	Top 5	Top 10	Top 25	Avg.	Low Rd.	High Rd.	Rds. Under		Money
												Par	In 60s	
Gordon Brand Jr.	Cut	2	4	0	0	0	0	0	77.25	74	84	0	0	\$2,000.00
Gordon J. Brand	T-40th in 2006	5	14	2	0	0	0	0	76.36	70	81	1	0	\$13,250.00
Tommy Brannen	Cut	1	2	0	0	0	0	0	77.50	76	79	0	0	\$1,000.00
Bill Brask	T-17th in 2000	3	9	2	0	0	0	1	73.89	71	78	2	0	\$27,962.50
Gay Brewer	T-3rd in 1982	18	64	15	1	1	2	6	74.83	69	83	12	2	\$61,831.25
Don Brigham	CUT in 2004	1	2	0	0	0	0	0	78.00	77	79	0	0	\$1,000.00
Bill Britton	T-16th in 2008	6	22	5	0	0	0	1	73.64	69	78	1	1	\$52,362.50
John Brodie	T-20th in 1991	4	16	4	0	0	0	1	75.56	71	81	1	0	\$9,625.00
Mark Brooks	T-38th in 2012	2	8	2	0	0	0	0	72.88	67	81	4	1	\$12,700.00
John Brott	CUT	5	9	0	0	0	0	0	80.44	76	87	0	0	\$3,500.00
Joe Brown	4th in 1961	13	46	10	0	1	1	7	75.04	68	83	5	2	\$3,695.83
Olin Browne	T-13th in 2011	3	10	2	0	0	0	2	72.50	68	77	3	1	\$64,533.33
Jim Browning	5th in 1966	13	50	12	0	1	1	7	75.00	67	81	7	3	\$5,063.33
Bob Brue	T-11th in 1989	6	22	5	0	0	0	1	74.77	70	79	1	0	\$17,385.00
Jerry Bruner	T-32nd in 2000	5	11	1	0	0	0	0	75.73	71	82	1	0	\$13,300.00
Brad Bryant	2nd in 2006	6	24	6	1	1	2	4	72.58	67	80	9	7	\$322,420.83
Johnny Bulla	T-11th in 1969	1	4	1	0	0	0	1	72.50	70	75	2	0	\$650.00
Billy Burke	T-8th in 1953 & '55	7	20	5	0	0	2	3	75.00	69	81	1	1	N/A
Eddie Burke	T-3rd in 1958	7	21	3	1	1	1	2	74.10	70	81	4	0	\$1,229.16
Pete Burke	Winner in 1956	12	40	9	1	1	4	4	74.18	68	83	8	2	\$2,937.07
George Burns	Cut in 2001	1	2	0	0	0	0	0	76.00	74	78	0	0	\$1,000.00
Sam Byrd	T-16th in 1958	8	28	6	0	0	0	2	75.00	72	81	0	0	\$488.35
Curt Byrum	T-34th in 2011	3	8	1	0	0	0	0	75.25	69	80	1	1	\$11,520.00
Tom Byrum	Cut	2	4	0	0	0	0	0	75.25	70	78	1	0	\$2,000.00
John Calabria	T-50th in 1999	6	16	2	0	0	0	0	76.81	71	84	1	0	\$11,435.00
Mark Calcavecchia	T-12th in 2012	2	8	2	0	0	0	2	70.50	64	74	4	3	\$67,628.57
Giuseppe Cali	T-48th in 2006	3	10	2	0	0	0	0	75.40	72	77	0	0	\$9,650.00
John-Paul Cain	T-2nd in 1995	6	24	6	1	1	1	2	74.42	69	81	4	1	\$89,755.00
Delroy Cambridge	T-44th in 2003	3	10	2	0	0	0	0	74.60	68	82	1	1	\$10,875.00
Bob Cameron	T-26th in 2008	6	20	4	0	0	0	0	74.55	69	81	1	1	\$33,725.00
Mitch Camp	Cut	1	2	0	0	0	0	0	77.00	76	78	0	0	\$1,000.00
Chris K. Campbell	Cut	1	2	0	0	0	0	0	75.00	73	77	0	0	\$1,000.00
Jack Campbell	T-5th in 1940	5	11	5	0	1	2	4	79.55	72	84	0	0	N/A
Jose Maria Canizares	T-3rd in 1999	10	35	8	1	1	1	3	73.40	68	81	6	4	\$171,991.67
Horacio Carbonetti	T-68th in 2007	1	4	1	0	0	0	0	75.75	74	78	0	0	\$3,750.00
Luis Carbonetti	T-14th in 2005	5	12	1	0	0	0	1	75.50	71	83	1	0	\$36,000.00
David Carich	Cut	1	2	0	0	0	0	0	84.00	80	88	0	0	\$1,000.00
Mark Carnevale	Cut in 2010	1	2	0	0	0	0	0	78.50	75	82	0	0	\$1,000.00
Joe Carr	T-20th in 1990	6	15	2	0	0	0	1	77.53	73	87	0	0	\$9,275.00
Jim Carter	T-12th in 2012	1	4	1	0	0	0	1	69.75	68	71	3	1	\$34,428.57
Billy Casper	T-5th in 1986	7	28	7	0	1	2	5	74.39	70	79	4	0	\$30,615.00
Rocky Catalano	Cut in 2010	1	2	0	0	0	0	0	81.00	77	85	0	0	\$1,000.00
Roger Chapman	Winner in 2012	4	16	4	1	1	1	1	72.19	64	79	5	4	\$398,845.83
Jim Chancey	T-62nd in 2008	3	8	1	0	0	0	0	75.75	71	82	0	0	\$5,875.00
Bob Charles	3rd in 1987 & '91	21	77	18	2	4	7	11	73.13	64	82	22	9	\$300,131.31
T.M. Chen	CUT	2	4	0	0	0	0	0	37.50	72	78	0	0	\$1,000.00
Joe Cheves	T-2nd in 1978	12	44	10	1	1	1	4	75.36	69	83	4	1	\$7,634.77
Louis Chiappetta	T-2nd in 1949	18	43	10	2	3	4	6	76.23	69	84	4	1	N/A
John Chillas	T-27th in 2005	4	12	2	0	0	0	0	74.17	70	80	1	0	\$28,000.00
Roy Christensen	Cut in 2004	1	2	0	0	0	0	0	83.00	83	83	0	0	\$1,000.00
Bobby Clampett	T-31st in 2011	3	12	3	0	0	0	0	72.92	71	76	1	0	\$21,625.00
Keith Clearwater	T-50th in 2010	2	6	1	0	0	0	0	76.00	72	82	0	0	\$5,537.50
Russ Cochran	T-23rd in 2010	3	12	3	0	0	0	1	71.75	65	74	1	1	\$38,383.34
James Cockburn	T-6th in 1945	16	31	4	0	0	1	2	81.29	73	92	0	0	N/A
Jim Colbert	2nd in 1994	17	61	14	1	1	3	4	73.48	67	80	12	7	\$205,095.62
Cleve Coldwater	Cut	2	4	0	0	0	0	0	77.75	75	83	0	0	\$2,000.00
Bill Collins	3rd in Jan '84	15	48	10	1	1	3	7	75.10	68	85	6	2	\$37,630.72
Tim Conley	T-71st in 2007	1	4	1	0	0	0	0	76.00	74	78	0	0	\$3,675.00
Frank Conner	T-25th in 1996	7	22	4	0	0	0	1	74.30	71	79	4	0	\$37,908.34
Charles Coody	T-17th in 1988	11	36	7	0	0	0	2	75.92	70	88	1	0	\$32,050.00
John Cook	2nd in 2012	5	20	5	1	1	1	4	71.50	66	78	10	6	\$316,195.00
Harry Cooper	T-6th in 1955	3	10	3	0	0	2	3	73.30	69	80	3	1	N/A
Pete Cooper	Winner in 1976	23	78	16	1	6	11	13	75.59	69	97	18	4	\$20,727.09
Jon Corliss	Cut	1	2	0	0	0	0	0	78.50	78	79	0	0	\$1,000.00
Jeff Coston	T-19th in 2007	5	14	2	0	0	0	1	75.14	67	82	2	1	\$28,162.50
Fred Couples	T-2nd in 2010	2	8	2	1	1	1	2	70.00	66	76	6	5	\$210,428.57
Bruce Crampton	2nd in 1991 & '93	13	50	12	2	2	4	8	73.54	66	82	10	5	\$194,375.00
Ben Crenshaw	T-12th in 2007	7	23	4	0	0	0	1	73.78	67	79	3	1	\$66,128.57
Marshall Crichton	Winner in 1949	11	22	7	1	2	4	4	78.77	72	89	0	0	N/A

SENIOR PGA CHAMPIONSHIP

Player	Best Finish	Years	Rds.	Cuts Made	Top 3	Top 5	Top 10	Top 25	Avg.	Low Rd.	High Rd.	Rds. Under		Money
												Par	In 60s	
Bobby Cruickshank	T-36th in 1964 & '68	7	21	3	0	0	0	0	77.57	72	83	0	0	\$350.00
Mike Cuning	49th in 2011	2	6	1	0	0	0	0	74.50	72	78	0	0	\$6,100.00
Rod Curl	Cut in 1995	1	2	0	0	0	0	0	78.50	77	80	0	0	\$775.00
Joe Daley	T-4th in 2012	2	8	2	0	1	1	1	72.25	64	83	2	2	\$78,100.00
Doug Dalziel	9th in 1992	4	16	4	0	0	1	2	74.50	70	82	1	0	\$27,145.00
Paul J. Daniels	Cut in 2010	1	2	0	0	0	0	0	79.00	75	83	0	0	\$1,000.00
Eamonn Darcy	T-40th in 2003	3	10	3	1	1	1	1	73.40	69	78	2	2	\$14,850.00
Rodger Davis	T-23rd in 2005	5	18	4	0	0	0	1	73.39	67	81	3	1	\$45,500.00
Scott Davis	Cut	2	4	0	0	0	0	0	77.75	75	81	0	0	\$2,000.00
Tom Dawson	Cut	1	2	0	0	0	0	0	78.50	78	79	0	0	\$1,000.00
Wayne DeFrancesco	Cut	2	4	0	0	0	0	0	77.25	73	79	0	0	\$2,000.00
Manuel De La Torre	T-2nd in 1978	9	32	7	2	2	2	3	75.78	68	84	7	3	\$9,381.67
Roberto De Vicenzo	Winner in 1974	7	28	7	1	2	4	6	72.82	66	82	10	4	\$14,298.33
Perry Del Vecchio	T-2nd in 1954	11	25	2	1	1	1	1	76.28	68	83	2	1	N/A
Jimmy Demaret	2nd in 1961	2	8	2	1	2	2	2	70.38	67	75	6	3	\$1,750.00
Jim Dent	T-6th in 1991	17	58	12	0	0	1	3	74.02	66	79	9	2	\$94,745.00
Bruce Devlin	T-7th in 1988	6	22	5	0	0	1	2	75.14	69	83	4	1	\$24,932.50
Gardner Dickinson	T-6th in Dec '79 & Jan '84	10	38	9	0	0	2	4	74.53	68	81	7	2	\$21,012.00
Bob Dickson	T-14th in 1995	8	26	5	0	0	0	4	74.19	69	83	6	1	\$78,850.00
Jim Dickson	Cut	1	2	0	0	0	0	0	80.50	79	82	0	0	\$1,000.00
Mike Diffley	Cut	1	2	0	0	0	0	0	75.00	74	76	0	0	\$1,000.00
Terry Dill	T-16th in 1990 & '95	14	44	8	0	0	0	4	74.23	69	83	8	1	\$80,844.64
Bill Dodd	Cut	1	2	0	0	0	0	0	81.00	79	83	0	0	\$1,000.00
Trevor Dodds	T-11th in 2011	3	10	2	0	0	0	1	73.40	67	76	2	2	\$48,912.50
Mike Donald	Cut	2	3	0	0	0	0	0	79.00	74	83	0	0	\$1,000.00
Tom Doozan	Cut	1	2	0	0	0	0	0	82.00	78	86	0	0	\$1,000.00
Clarence Doser	3rd in 1961	20	70	15	1	2	5	11	74.70	67	82	9	4	\$6,452.82
Ed Dougherty	T-11th in 1	9	27	5	0	0	0	2	74.15	69	85	7	2	\$96,342.86
Dale Douglass	2nd in 1987 & '97	22	69	13	2	4	5	9	74.39	66	91	20	4	\$316,503.33
Allen Doyle	Winner in 1999	11	43	11	1	2	4	8	72.02	64	80	13	6	\$644,912.50
Ross Drummond	T-37th in 2009	4	12	2	0	0	0	0	75.17	66	80	2	1	\$13,448.21
Denis Durnian	T-53rd in 2003	2	8	2	0	0	0	0	73.88	71	76	0	0	\$8,100.00
Bob Duval	T-22nd in 1998	5	13	2	0	0	0	1	75.08	69	82	2	1	\$23,220.00
Ed Dudley	T-6th in 1957	3	8	3	0	0	1	3	74.00	73	80	0	0	N/A
Mortie Dutra	Winner in 1955	9	28	6	1	1	3	3	73.25	69	82	9	2	N/A
Olin Dutra	T-18th in 1956	1	3	1	0	0	0	1	75.00	73	77	0	0	N/A
Bob Duval	T-22nd in 1998	3	9	2	0	0	0	1	74.33	69	82	2	1	\$21,220.00
R.W. Eaks	T-10th in 2005	6	18	3	0	0	1	3	73.06	69	82	4	1	\$97,500.00
Bob Eastwood	T-27th in 2002	4	11	2	0	0	0	0	75.27	68	79	1	1	\$15,675.00
Seiji Ebihara	T-17th in 2001	4	15	4	0	0	0	3	72.13	65	77	5	4	\$69,886.67
Danny Edwards	T-36th in 2006	6	22	5	0	0	0	0	75.14	70	87	1	0	\$29,000.00
David Edwards	T-14th in 2006	4	14	3	0	0	0	1	74.50	68	79	1	1	\$43,525.00
Joel Edwards	T-12th in 2012	1	4	1	0	0	0	1	69.75	67	73	2	2	\$34,428.57
David Eger	2nd in 2011	9	30	6	1	1	1	3	73.17	67	80	7	4	\$285,078.34
Dave Eichelberger	T-19th in 2004	14	44	8	0	0	0	1	75.41	70	84	3	0	\$60,775.50
Lee Elder	2nd in 1986	19	57	10	2	3	3	5	77.25	69	96	7	2	\$78,599.83
Clare Emery	T-3rd in 1977	5	20	5	1	1	2	3	74.50	67	80	2	1	\$4,601.66
Guillermo Encina	Cut	3	6	0	0	0	0	0	77.17	76	79	0	0	\$3,000.00
Bob Erickson	T-2nd in 1979	11	42	10	1	3	4	5	75.29	70	83	5	0	\$23,959.57
Barry Evans	Cut	1	2	0	0	0	0	0	75.00	72	78	0	0	\$1,000.00
Dan Fabian	Cut	2	4	0	0	0	0	0	82.00	73	88	0	0	\$2,000.00
Charles Farlow	5th in 1960	5	20	5	0	1	1	2	74.05	66	79	4	3	\$995.00
Johnny Farrell	T-19th in 1953	4	9	2	0	0	0	2	76.56	75	79	0	0	N/A
Marc Farry	67th in 2011	2	6	1	0	0	0	0	74.83	73	78	0	0	\$4,800.00
Mark Faulkner	78th in 2011	2	6	1	0	0	0	0	76.17	73	81	0	0	\$4,525.00
George Fazio	T-15th in 1966	3	9	2	0	0	0	1	75.78	71	78	1	0	\$500.00
Brad Faxon	Cut	1	2	0	0	0	0	0	75.50	75	76	0	0	\$1,000.00
Jim Fellner	CUT in 2004	1	2	0	0	0	0	0	78.00	78	78	0	0	\$1,000.00
Jack Ferenz	T-27th in 2007	3	8	1	0	0	0	0	74.50	71	77	1	0	\$14,750.00
Keith Fergus	T-21st in 2004	9	31	6	0	0	0	2	73.32	69	77	4	2	\$83,075.00
Mike Ferguson	Cut	1	2	0	0	0	0	0	78.50	76	81	0	0	\$1,000.00
Vicente Fernandez	2nd in 1999	14	53	13	2	2	6	9	72.34	65	79	18	9	\$558,587.50
Jim Ferree	9th in 1981	10	40	10	0	0	1	9	74.58	68	83	7	2	\$33,216.67
Mike Fetchick	T-17th in 1984	12	48	12	0	0	0	2	75.90	70	82	3	0	\$11,827.15
Jon Fiedler	T-57th in 2006	6	16	2	0	0	0	0	76.19	72	80	0	0	\$11,650.00
Gene Fieger	T-68th in 2011	1	4	1	0	0	0	0	75.75	73	78	0	0	\$3,700.00
Dow Finsterwald	T-6th in 1979	10	36	8	0	0	1	3	76.19	70	87	2	0	\$10,673.34
Ed Fiori	T-31st in 2004	2	6	1	0	0	0	0	73.50	70	77	1	0	\$11,500.00

Player	Best Finish	Years	Rds.	Cuts Made	Top 3	Top 5	Top 10	Top 25	Avg.	Low Rd.	High Rd.	Rds. Under Par	In 60s	Money
Jack Fleck	Winner in 1979	19	56	11	2	4	6	7	76.13	69	89	9	2	\$39,922.60
Bruce Fleisher	3rd in 1999 & 2009	12	45	11	2	2	5	7	72.27	66	79	12	6	\$486,587.50
Pete Fleming	2nd in 1969	6	24	6	1	1	1	3	74.17	67	82	5	2	\$4,687.50
Raymond Floyd	Winner in 1995	14	55	14	2	2	3	10	72.18	67	79	22	9	\$459,916.67
Terry Florence	Cut	2	3	0	0	0	0	0	77.67	76	81	0	0	\$1,000.00
Bob Ford	T-40th in 2005	5	14	2	0	0	0	0	75.29	73	79	0	0	\$15,300.00
Doug Ford	T-5th in 1974	26	73	12	0	1	1	4	78.21	69	98	4	1	\$13,673.74
Anders Forsbrand	T-51st in 2012	2	6	1	0	0	0	0	76.00	70	84	1	0	\$6,050.00
Dan Forsman	T-9th in 2009	4	14	3	0	0	1	2	72.29	68	77	5	4	\$79,950.00
George Forster	Cut	6	12	0	0	0	0	0	77.58	72	81	0	0	\$6,000.00
Peter Fowler	66th in 2011	3	10	2	0	0	0	0	74.80	71	78	0	0	\$8,900.00
John Fought	Cut	1	2	0	0	0	0	0	76.00	74	78	0	0	\$1,000.00
Angel Franco	T-45th in 2010	4	9	1	0	0	0	0	75.22	72	82	0	0	\$7,700.00
Will Frantz	Cut	4	7	0	0	0	0	0	77.86	73	86	0	0	\$3,000.00
Jeff Freeman	T-29th in 2012	1	4	1	0	0	0	0	70.75	64	74	1	1	\$12,550.00
Robin Freeman	T-8th in 2010	3	8	1	0	0	1	1	73.63	66	76	2	1	\$56,000.00
Jay Friedman	Cut	1	2	0	0	0	0	0	83.50	80	87	0	0	\$1,000.00
Chuck Frithsen	Cut	1	2	0	0	0	0	0	81.00	74	88	0	0	\$1,000.00
David Frost	T-2nd in 2010	3	12	3	1	2	2	3	70.33	65	77	8	5	\$267,400.00
Takaaki Fukuzawa	T-60th in 2003	2	6	1	0	0	0	0	75.00	72	78	0	0	\$4,975.00
Fred Funk	T-5th in 2009	4	14	3	0	1	1	2	72.36	69	76	3	1	\$89,758.33
Ed Furgol	T-4th in 1973	18	58	12	0	2	4	8	76.34	69	96	7	1	\$7,370.00
Marty Furgol	T-5th in 1967 & '72	17	54	13	0	2	5	9	74.56	69	80	8	1	\$7,263.34
Terry Gale	51st in 1998	5	16	3	0	0	0	0	75.50	68	80	2	1	\$11,300.00
Bernard Gallacher	T-50th in 1999	3	9	2	0	0	0	0	74.78	72	78	0	0	\$8,422.50
Jim Gallagher Jr.	50th in 2012	2	6	1	0	0	0	0	72.83	70	75	1	0	\$6,400.00
Francis Gallett	T-6th in 1946	5	10	1	0	0	1	1	76.60	75	80	0	0	N/A
Antonio Garrido	T-31st in 1996	5	17	4	0	0	0	0	75.53	70	80	1	0	\$13,645.41
Al Geiberger	T-2nd in 1989	5	20	5	2	2	3	3	72.90	68	77	6	3	\$76,942.86
John Gentile	Cut	4	8	0	0	0	0	0	77.13	75	79	0	0	\$3,800.00
Cory George	Cut	1	2	0	0	0	0	0	76.50	76	77	0	0	\$1,000.00
Rob Gibbons	T-59th in 2009	2	6	1	0	0	0	0	74.50	71	80	0	0	\$4,908.33
Fred Gibson	T-25th in 2001	8	25	5	0	0	0	1	76.20	70	83	2	0	\$38,637.50
Leland Gibson	T-2nd in 1959	13	46	10	1	2	6	9	72.91	68	79	15	7	\$5,677.00
Gibby Gilbert	T-4th in 1997	12	37	7	0	1	1	5	73.95	67	81	10	7	\$133,600.00
Larry Gilbert	T-2nd in 1995	5	20	5	1	1	3	4	72.00	67	76	9	4	\$164,000.00
Bob Gilder	3rd in 2001	12	40	8	1	1	3	4	73.03	66	83	12	6	\$292,141.34
Stewart Ginn	T-5th in 2001	5	17	4	0	1	1	2	72.71	68	80	6	3	\$102,975.00
Bob Giusti	Cut	2	4	0	0	0	0	0	79.50	75	83	0	0	\$2,000.00
Bill Glasson	T-6th in 2010	3	12	3	0	0	1	2	71.25	67	75	7	3	\$96,750.00
Bob Goalby	T-3rd in 1982	9	32	7	1	3	3	5	74.38	68	81	4	2	\$33,312.07
John Godwin	Cut	2	4	0	0	0	0	0	78.00	73	82	0	0	\$2,000.00
Willie Goggin	Winner in 1959	8	25	5	2	2	3	3	73.68	70	82	4	0	\$2,120.43
Ted Goin	T-34th in 2003	3	10	2	0	0	0	0	73.90	68	79	1	1	\$14,243.75
Bill Goldbeck	4th in 1950 & '53	17	41	8	0	2	4	5	78.59	68	153	5	2	\$2,500.00
David Good	Cut	3	6	0	0	0	0	0	77.00	74	79	0	0	\$3,000.00
Mike Goodes	T-15th in 2010	6	22	5	0	0	0	1	73.45	70	78	4	0	\$61,378.57
George Gordon	2nd in 1937	2	5	2	1	1	2	2	78.40	73	82	0	0	N/A
Wayne Grady	T-59th in 2009	1	4	1	0	0	0	0	73.25	71	76	0	0	\$3,908.33
David Graham	T-11th in 1997	8	24	5	0	0	0	1	74.42	70	81	3	0	\$45,085.00
Lou Graham	T-9th in 1990	8	18	2	0	0	1	1	77.67	72	84	0	0	\$15,080.00
Martin Gray	WD in 2006	1	1	0	0	0	0	0	84.00	84	84	0	0	\$0.00
Mike Gray	Cut	1	2	0	0	0	0	0	76.50	74	79	0	0	\$1,000.00
Hubert Green	T-6th in 2000	10	26	4	0	0	1	1	74.08	68	81	3	2	\$88,900.00
Ken Green	T-70th in 2009	2	6	1	0	0	0	0	76.33	72	82	0	0	\$4,687.50
Gary Groh	T-48th in 1995	5	12	1	0	0	0	0	75.92	71	80	1	0	\$5,616.67
Paul Gross	T-10th in 1968	11	43	10	0	0	1	3	75.60	69	82	4	1	\$2,278.81
Steve Groves	Cut	2	4	0	0	0	0	0	80.50	79	85	0	0	\$2,000.00
Lloyd Gullickson	T-5th in 1949	16	29	5	0	1	3	5	77.34	70	85	1	0	N/A
Joe Gutterman	Cut	1	2	0	0	0	0	0	77.50	74	81	0	0	\$1,000.00
Fred Haas Jr.	Winner in 1966	30	101	21	4	7	8	16	75.54	69	95	14	3	\$33,253.86
Jay Haas	Winner in 2006 & '08	9	34	8	3	3	5	6	71.47	67	76	15	8	\$1,072,853.33
Otto Hackbarth	Winner in 1940	7	11	3	2	2	3	3	80.36	70	93	1	0	N/A
Paul Hahn	Cut	1	2	0	0	0	0	0	81.00	76	86	0	0	\$1,000.00
Bill Hall	T-24th in 1994	4	13	3	0	0	0	1	74.85	68	82	2	1	\$14,712.50
Walter Hall	T-10th in 2001 & '02	13	45	10	0	0	2	3	73.69	68	80	6	5	\$153,695.83
Gary Hallberg	T-13th in 2011	4	14	3	0	0	0	1	72.79	67	82	5	2	\$50,705.72
Bob Hamilton	2nd in 1967	8	32	8	3	5	5	8	73.22	66	78	9	3	\$11,341.66
Jim Hamilton	Cut in 2010	1	2	0	0	0	0	0	79.00	76	82	0	0	\$1,000.00

SENIOR PGA CHAMPIONSHIP

Player	Best Finish	Years	Rds.	Cuts Made	Top 3	Top 5	Top 10	Top 25	Avg.	Low Rd.	High Rd.	Rds. Under		Money
												Par	In 60s	
Donnie Hammond	Cut	2	4	0	0	0	0	0	78.25	75	81	0	0	\$2,000.00
Kirk Hanefeld	T-19th in 2006	7	24	5	0	0	0	1	74.04	68	82	2	1	\$55,045.23
Chick Harbert	3rd in 1965 & '75	11	42	10	2	4	4	8	73.74	67	80	13	4	\$10,460.83
Gary Hardin	Cut	1	2	0	0	0	0	0	78.50	77	80	0	0	\$1,000.00
Paul Harney	2nd in 1980	5	16	4	1	1	2	3	73.50	68	78	4	3	\$24,308.00
Chandler Harper	Winner in 1968	15	60	15	2	3	5	10	74.32	64	84	12	3	\$12,777.50
Mike Harrigan	T-62nd in 2000	4	9	1	0	0	0	0	76.67	74	81	0	0	\$6,512.50
John Harris	9th in 2004	9	28	5	0	0	1	2	73.54	67	81	5	3	\$97,025.00
Labron Harris Sr.	8th in 1961, '63 & '65	16	54	11	0	0	3	6	74.63	68	83	9	3	\$3,693.34
Dutch Harrison	T-2nd in 1962 & '66	8	32	8	3	4	6	7	72.78	67	80	13	5	\$7,939.32
Buddy Harston	Cut	4	8	0	0	0	0	0	77.38	74	81	0	0	\$4,000.00
Jeff Hart	T-25th in 2012	1	4	1	0	0	0	1	70.50	68	73	2	2	\$15,625.00
Mike Harwood	T-39th in 2011	4	12	2	0	0	0	0	74.92	72	80	0	0	\$13,212.50
Steve Haskins	Cut in 2010	1	2	0	0	0	0	0	79.50	78	81	0	0	\$1,000.00
Morris Hatalsky	4th in 2005	9	32	7	0	1	2	2	73.09	67	82	7	2	\$179,764.28
Fred Hawkins	T-14th in 1979	20	64	12	0	0	0	1	77.61	69	94	2	1	\$16,366.25
Mark Hayes	T-23rd in 2001	12	30	3	0	0	0	1	77.17	69	89	2	2	\$34,550.00
Vance Heafner	Cut	2	4	0	0	0	0	0	79.00	76	81	0	0	\$2,000.00
Jay Hebert	T-40th in 1979	1	4	1	0	0	0	0	76.00	75	77	0	0	\$392.00
Lionel Hebert	T-28th in 1979	6	21	5	0	0	0	0	76.67	72	82	0	0	\$2,742.50
Marion Heck	T-31st in 1996	7	20	3	0	0	0	0	75.90	70	82	1	0	\$12,543.75
Bobby Heins	T-60th in 2005	4	14	3	0	0	0	0	76.00	72	81	0	0	\$12,325.00
Jimmy Heggarty	Cut	1	2	0	0	0	0	0	74.00	71	77	0	0	\$1,000.00
Dick Hendrickson	T-14th in 1991	12	45	11	0	0	0	3	74.73	69	82	8	1	\$51,302.92
Harold Henning	T-5th in 1987	13	48	11	0	1	6	8	73.90	67	83	13	5	\$100,376.75
Tom Herzan	T-46th in 2005	6	14	1	0	0	0	0	77.29	71	84	1	0	\$10,400.00
Dave Hill	T-4th in 1989	5	17	4	0	1	1	2	73.94	70	81	2	0	\$28,276.75
Mike Hill	2nd in 1992	8	30	7	1	2	3	5	72.27	67	78	12	5	\$144,933.34
Lon Hinkle	T-61st in 2001	1	4	1	0	0	0	0	74.50	73	76	0	0	\$3,912.50
Simon Hobday	T-22nd in 1998	10	33	7	0	0	0	1	74.58	70	81	3	0	\$38,253.12
Scott Hoch	T-3rd in 2008	4	12	3	1	1	1	3	72.08	66	76	1	1	\$147,266.65
Fred Holton	Cut	3	6	0	0	0	0	0	76.67	74	79	0	0	\$3,000.00
P.H. Horgan III	T-56th in 2012	2	8	2	0	0	0	0	73.63	68	77	1	1	\$8,662.50
Dan Hornig	Cut	1	2	0	0	0	0	0	78.50	75	82	0	0	\$1,000.00
Jim Holtgrieve	T-38th in 2000	5	15	3	0	0	0	0	74.73	70	80	0	0	\$19,712.50
Tommy Horton	T-11th in 1997	11	36	8	0	0	0	1	74.37	69	80	6	2	\$49,381.25
Domingo Hospital	Cut	1	2	0	0	0	0	0	74.00	73	75	0	0	\$1,000.00
Lee Houtteman	Cut	1	2	0	0	0	0	0	75.50	73	78	0	0	\$1,000.00
Joe Huber	T-46th in 1999	5	16	3	0	0	0	0	75.94	72	83	0	0	\$11,151.67
Brian Huggett	T-56th in 1993	1	4	1	0	0	0	0	74.75	72	78	0	0	\$1,525.00
Reed Hughes	Cut	3	6	0	0	0	0	0	79.00	77	83	0	0	\$3,000.00
Mike Hulbert	T-53rd in 2008	5	14	2	0	0	0	0	75.29	70	80	1	0	\$11,225.00
Willie Hunter	T-7th in 1954	11	26	3	0	0	1	2	77.23	71	85	1	0	N/A
John Huston	T-44th in 2012	1	4	1	0	0	0	0	71.50	70	73	1	0	\$6,750.00
Jock Hutchison Sr.	Winner in 1937 & '47	25	43	14	11	12	12	12	83.40	44	161	4	1	\$1,075.00
Shinji Ikeuchi	Cut	1	2	0	0	0	0	0	75.50	72	79	0	0	\$1,000.00
Jerry Impellittere	Cut	2	4	0	0	0	0	0	79.50	77	86	0	0	\$2,000.00
Stu Ingraham	T-60th in 2011	2	6	1	0	0	0	0	75.17	70	79	1	0	\$4,916.66
Joe Inman	T-11th in 1999	10	33	7	0	0	0	2	74.36	67	88	5	3	\$93,028.12
Walker Inman Jr.	T-4th in 1980	6	22	5	0	1	1	2	77.41	70	87	3	0	\$8,127.58
Hale Irwin	Winner in 1996, '97, '98 & 2004	17	65	16	7	9	9	12	71.22	65	80	33	24	\$1,753,220.83
John Irwin	T-15th in 2003	1	4	1	0	0	0	1	70.75	65	73	1	1	\$33,000.00
Jack Isaacs	T-4th in 1963	16	62	15	0	2	4	12	73.92	66	79	11	4	\$7,102.00
David Ishii	Cut	3	6	0	0	0	0	0	78.67	77	83	0	0	\$3,000.00
Bill Israelson	Cut	2	4	0	0	0	0	0	80.25	77	83	0	0	\$2,000.00
Tony Jacklin	Cut	7	14	0	0	0	0	0	78.36	73	85	0	0	\$6,075.00
Murry Jacobs	T-6th in 1976	5	20	5	0	0	2	3	74.40	70	80	3	0	\$3,316.87
John Jacobs	Winner in 2003	16	55	12	1	1	2	3	73.95	68	84	9	4	\$492,905.36
Tommy Jacobs	Cut	5	10	0	0	0	0	0	79.20	77	82	0	0	\$1,900.00
Peter Jacobsen	T-6th in 2005	5	16	3	0	0	2	2	73.13	67	79	5	2	\$126,200.00
Barry Jaeckel	T-49th in 2001	1	4	1	0	0	0	0	73.75	72	76	0	0	\$4,542.86
Mark James	T-4th in 2004	9	32	7	0	1	3	3	73.19	69	80	9	3	\$193,863.69
Don January	Winner in 1979 & '82	10	40	10	6	6	6	7	72.43	67	80	17	8	\$120,045.00
Norm Jarvis	69th in 2005	1	4	1	0	0	0	0	77.00	72	80	0	0	\$3,750.00
Bill Jelliffe	2nd in 1950	20	45	9	2	3	4	7	78.60	71	94	1	0	N/A
Tom Jenkins	5th in 2005	14	47	10	0	1	1	4	73.47	68	84	13	2	\$203,345.00
Joe Jimenez	Winner in 1978	25	84	17	1	4	4	8	74.83	68	82	15	2	\$66,306.99

Player	Best Finish	Years	Rds.	Cuts Made	Top 3	Top 5	Top 10	Top 25	Avg.	Low Rd.	High Rd.	Rds. Under		Money
												Par	In 60s	
Nick Job	T-34th in 2008	5	14	2	0	0	0	0	74.86	71	78	0	0	\$18,750.00
Doug Johnson	T-27th in 2001	3	8	1	0	0	0	0	74.88	69	79	2	1	\$14,000.00
Mark W. Johnson	T-40th in 2005	6	14	1	0	0	0	0	75.64	71	81	0	0	\$12,050.00
Bill Johnston	T-2nd in 1979	8	30	7	2	2	3	4	74.50	67	84	7	2	\$18,892.00
Tony Johnstone	Cut	4	8	0	0	0	0	0	77.50	73	82	0	0	\$4,000.00
Gene Jones	T-9th in 2008	4	16	4	0	0	1	2	71.81	68	76	5	3	\$98,500.00
Gordon Jones	T-6th in 1984	8	26	5	0	0	1	2	76.69	68	85	2	2	\$11,570.00
Steve Jones	T-25th in 2012	1	4	1	0	0	0	1	70.50	68	74	3	1	\$15,625.00
Mike Joyce	T-29th in 1990	9	34	8	0	0	0	0	75.76	70	81	3	0	\$15,136.66
Tom Joyce	T-14th in 1991	9	24	3	0	0	0	1	76.08	67	82	2	1	\$16,030.00
Jim Kane	Cut	1	2	0	0	0	0	0	74.00	74	74	0	0	\$1,000.00
Rick Karbowski	T-66th in 2007	3	10	2	0	0	0	0	75.90	72	80	0	0	\$8,450.00
Jim Karr	Cut	2	3	0	0	0	0	0	80.33	77	85	0	0	\$1,000.00
Hideki Kase	T-68th in 2011	1	4	1	0	0	0	0	75.75	74	79	0	0	\$3,700.00
Mark Keating	Cut	1	2	0	0	0	0	0	79.00	78	80	0	0	\$1,000.00
Herman Keiser	T-6th in 1970	9	34	8	0	0	4	8	73.85	68	79	8	1	\$5,204.08
Al Kelley	T-7th in 1992	8	26	5	0	0	2	3	74.31	66	82	5	2	\$52,612.00
Brian Kelly	Cut	1	2	0	0	0	0	0	76.50	75	78	0	0	\$1,000.00
Shawn Kelly	Cut	1	2	0	0	0	0	0	79.50	78	81	0	0	\$1,000.00
Dave Kendall	Cut	1	2	0	0	0	0	0	80.50	77	84	0	0	\$1,000.00
Bill Kennedy	T-18th in 1998	6	22	5	0	0	0	2	74.82	70	85	2	0	\$35,808.33
Roger Kennedy	T-39th in 1995	9	29	6	0	0	0	0	76.24	72	82	0	0	\$20,318.75
Darrell Kestner	T-31st in 2005	8	22	3	0	0	0	0	75.77	70	81	1	0	\$23,325.50
Jack Kiefer	T-4th in 1997	8	30	7	0	1	1	2	73.70	67	80	7	2	\$88,313.39
Jong-Duck Kim	T-51st in 2012	1	4	1	0	0	0	0	72.25	70	75	1	0	\$5,050.00
Jim King	T-3rd in 1986	7	26	6	1	1	1	4	74.69	67	80	2	1	\$29,831.60
Larry King	T-28th in 2000	2	5	1	0	0	0	0	76.00	68	85	1	1	\$12,450.00
Tom Kite	T-2nd in 2000	13	47	11	1	1	4	9	72.32	66	79	16	10	\$422,650.00
Bob Klein	Cut	1	2	0	0	0	0	0	75.00	72	78	0	0	\$1,000.00
Chuck Klein	T-6th in 1976	6	20	5	0	0	1	3	74.55	71	81	3	0	\$2,229.02
Kenny Knox	Cut	2	4	0	0	0	0	0	79.00	76	82	0	0	\$2,000.00
Gary Koch	T-42nd in 2004	2	6	1	0	0	0	0	73.83	72	77	0	0	\$7,600.00
Billy Kratzert	Cut	1	2	0	0	0	0	0	74.50	74	75	0	0	\$1,000.00
Ted Kroll	T-10th in 1970	17	59	13	0	0	1	6	76.29	71	90	2	0	\$5,998.43
Al Krueger	T-53rd in 1991	7	18	2	0	0	0	0	77.78	73	83	0	0	\$6,589.29
Massy Kuramoto	T-12th in 2007	4	14	3	0	0	0	1	74.29	68	82	4	1	\$44,428.58
Doug LaCrosse	T-12th in 2007	4	12	2	0	0	0	1	75.58	70	80	2	0	\$39,278.57
Barry Lane	T-21st in 2012	2	8	2	0	0	0	1	72.25	66	76	3	2	\$23,914.28
Bernhard Langer	2nd in 2008	4	16	4	1	2	2	4	71.13	65	76	5	5	\$329,983.33
George Lanning	13th in 1986	8	32	8	0	0	0	5	74.75	67	81	4	2	\$22,545.00
Larry Laoretti	T-12th in 1991	9	34	8	0	0	0	3	73.97	69	79	7	3	\$48,217.56
Jim Lapsley	Cut	1	2	0	0	0	0	0	80.00	79	81	0	0	\$1,000.00
Mike Lawrence	T-68th in 2011	4	10	1	0	0	0	0	77.00	72	81	0	0	\$6,700.00
Bob Leaver	T-54th in 1998	5	12	1	0	0	0	0	77.83	74	83	0	0	\$6,675.00
Tom Lehman	Winner in 2010	4	16	4	1	1	1	3	71.06	68	77	11	6	\$406,050.00
Bob Lendzion	68th in 2005	3	9	2	0	0	0	0	77.67	73	88	0	0	\$7,800.00
Gavan Levenson	71st in 2004	1	4	1	0	0	0	0	77.00	70	80	1	0	\$3,700.00
Wayne Levi	T-6th in 2002	8	30	7	0	0	2	3	72.83	68	82	8	6	\$154,825.00
J.L. Lewis	T-51st in 2012	2	6	1	0	0	0	0	73.50	70	79	1	0	\$6,050.00
Babe Lichardus	T-8th in 1979	5	18	4	0	0	2	2	75.00	70	84	3	0	\$2,801.66
Bruce Lietzke	T-3rd in 2003	6	22	5	1	1	1	2	73.45	67	83	4	2	\$154,200.00
Bobby Lincoln	62nd in 2004	1	4	1	0	0	0	0	75.00	74	78	0	0	\$3,925.00
Gene Littler	T-31st in 1984	2	8	2	0	0	0	0	76.50	73	80	0	0	\$2,300.00
Robert Linville	Cut	1	2	0	0	0	0	0	76.50	75	78	0	0	\$1,000.00
Bill Loeffler	T-56th in 2010	3	10	2	0	0	0	0	76.30	69	85	2	2	\$8,500.00
Jim Logue	60th in 1999	7	16	1	0	0	0	0	77.25	72	82	0	0	\$7,675.00
John Long	T-7th in 1964	9	26	3	0	0	2	3	75.04	68	83	3	1	\$2,145.00
Tony Longo	T-2nd in 1960	6	20	4	1	1	1	2	74.00	69	80	2	1	\$1,528.33
Bill Longmuir	T-53rd in 2009	8	22	3	0	0	0	0	76.09	70	84	0	0	\$17,000.00
Joe Lopez Sr.	2nd in 1965	20	74	17	1	2	11	15	74.12	67	88	16	4	\$19,043.73
Charles Lorms	T-4th in 1947	17	34	7	0	2	3	4	78.09	72	88	0	0	N/A
Steve Lowery	Cut	2	4	0	0	0	0	0	74.75	74	76	0	0	\$2,000.00
David Lundstrom	T-16th in 1998	5	12	2	0	0	0	1	75.17	72	78	0	0	\$27,312.50
Mark Lye	T-36th in 2005	3	8	1	0	0	0	0	75.88	73	82	0	0	\$10,825.00
Sandy Lyle	T-4th in 2012	5	13	2	0	1	1	1	73.69	64	81	2	2	\$83,000.00
Larry MacKin	Cut	3	6	0	0	0	0	0	78.50	72	83	0	0	\$3,000.00
Don Maddox	T-52nd in 1998	5	14	2	0	0	0	0	76.43	72	85	0	0	\$7,468.75
Andrew Magee	60th in 2012	1	4	1	0	0	0	0	73.00	69	76	1	1	\$4,400.00

SENIOR PGA CHAMPIONSHIP

Player	Best Finish	Years	Rds.	Cuts Made	Top 3	Top 5	Top 10	Top 25	Avg.	Low Rd.	High Rd.	Rds. Under		Money
												Par	In 60s	
John Mahaffey	T-8th in 2000	7	15	2	0	0	1	2	73.73	68	79	4	1	\$75,250.00
Mike Malaska	Cut	2	4	0	0	0	0	0	76.00	71	79	0	0	\$2,000.00
Roger Maltbie	Cut	2	4	0	0	0	0	0	75.50	73	78	0	0	\$2,000.00
Tony Manero	T-6th in 1958	12	27	3	0	0	2	3	75.26	70	82	3	0	\$776.90
Bob Mann	Cut	1	2	0	0	0	0	0	78.50	78	79	0	0	\$1,000.00
Fran Marrello	Cut	1	2	0	0	0	0	0	77.50	77	78	0	0	\$1,000.00
Graham Marsh	T-5th in 1995	15	50	11	0	1	1	7	73.32	68	82	16	1	\$190,950.00
Ken Martin	T-76th in 2011	2	6	1	0	0	0	0	75.50	73	81	0	0	\$4,562.50
Miguel Angel Martin	Cut	1	2	0	0	0	0	0	74.00	74	74	0	0	\$1,000.00
Milon Marusic	T-4th in 1973 & '76	14	56	14	0	2	3	8	74.86	68	83	7	1	\$7,679.33
Scott Masingill	Cut	1	2	0	0	0	0	0	76.50	76	77	0	0	\$1,000.00
Carl Mason	T-26th in 2008	4	10	1	0	0	0	0	75.30	71	80	0	0	\$16,875.00
James Mason	T-9th in 2009	10	30	5	0	0	1	1	74.07	68	79	2	1	\$83,300.00
Don Massengale	T-19th in 1989	8	28	6	0	0	0	3	74.93	70	89	5	0	\$25,858.00
Jim Masserio	T-17th in 2000	4	9	1	0	0	0	1	74.78	70	79	2	0	\$23,562.50
Dick Mast	T-11th in 2006	9	28	5	0	0	0	2	74.57	68	83	3	3	\$84,008.00
Billy Maxwell	T-7th in 1986	15	45	8	0	0	1	4	76.13	69	85	3	1	\$25,903.00
Charles Mayo	3rd in 1940 & '45	21	38	9	2	3	5	9	76.68	39	83	0	0	N/A
John Mazza	Cut	3	6	0	0	0	0	0	78.50	74	83	0	0	\$3,000.00
Terry Mauney	T-49th in 2001	3	8	1	0	0	0	0	75.38	72	82	0	0	\$6,542.85
Rives McBee	T-13rd in 1990	8	28	6	0	0	0	1	74.82	69	84	1	1	\$23,337.50
Blaine McCallister	T-65th in 2012	3	8	1	0	0	0	0	74.75	72	80	0	0	\$6,125.00
Dick McClean	T-49th in 2001	6	15	2	0	0	0	0	76.20	70	80	2	0	\$11,755.36
Jack McConachie	Cut	1	2	0	0	0	0	0	75.00	74	76	0	0	\$1,000.00
Gary McCord	T-32nd in 2002	2	8	2	0	0	0	0	72.50	70	78	0	0	\$18,100.00
Mike McCullough	T-13th in 1998	12	37	8	0	0	0	4	73.46	68	80	10	3	\$103,408.33
Mark McCumber	T-10th in 2003	6	20	4	0	0	1	2	73.55	68	80	2	1	\$76,500.00
Joe McDermott	T-46th in 1996	6	14	1	0	0	0	0	76.27	68	84	1	1	\$5,825.00
Jerry McGee	T-23rd in 1997	9	24	3	0	0	0	1	75.67	71	82	1	0	\$22,300.00
Bob McGrath	Cut	1	2	0	0	0	0	0	80.00	79	81	0	0	\$1,000.00
Charles McKenna	Winner in 1948	20	42	7	4	4	4	6	77.12	69	87	2	1	N/A
Fred McLeod	Winner in 1938	13	27	4	1	2	4	4	73.74	40	96	0	0	N/A
Tom McKnight	T-31st in 2005	5	20	5	0	0	0	0	73.90	69	78	1	1	\$38,001.19
John McNaney	Cut	1	2	0	0	0	0	0	86.00	84	88	0	0	\$1,000.00
Mark McNulty	T-6th in 2005	6	24	6	0	0	2	4	71.75	66	77	4	2	\$185,120.00
Tod Menefee	T-9th in 1959	17	52	9	0	0	2	4	75.00	67	83	6	1	\$2,825.52
Hans Merrell	7th in 1971	13	48	11	0	0	2	7	75.54	70	84	2	0	\$4,111.84
Dave Merriman	Cut	2	4	0	0	0	0	0	78.25	74	83	0	0	\$2,000.00
Hajime Meshiai	T-9th in 2007	7	24	5	0	0	1	2	74.21	70	80	5	0	\$104,187.50
Dick Metz	Winner in 1960	8	24	5	1	1	2	4	75.08	67	83	7	2	\$2,301.66
Lindy Miller	T-29th in 2010	2	8	2	0	0	0	0	75.00	71	79	1	0	\$15,575.00
Chuck Milne	T-51st in 2005	3	8	1	0	0	0	0	75.75	74	79	0	0	\$6,350.00
Frankie Minoza	Cut	1	2	0	0	0	0	0	75.50	75	76	0	0	\$1,000.00
Peter Mitchell	Cut	1	2	0	0	0	0	0	75.50	73	78	0	0	\$1,000.00
Takashi Miyoshi	Cut	2	3	0	0	0	0	0	78.33	76	81	0	0	\$1,000.00
Larry Mize	2nd in 2009	4	14	3	1	1	2	2	71.14	67	78	7	4	\$289,600.00
Dan Monday	Cut	1	2	0	0	0	0	0	85.00	77	93	0	0	\$1,000.00
Ray Montgomery	T-4th in 1978	16	53	11	0	1	1	3	76.51	69	86	4	1	\$11,177.50
Bert Montresser	T-6th in 1957 & '58	11	28	5	0	0	2	4	74.96	72	80	0	0	\$688.00
Orville Moody	T-3rd in 1984	12	48	12	1	2	6	9	72.96	68	78	12	2	\$117,924.25
Bob Moreland	65th in 1998	5	12	1	0	0	0	0	77.33	74	81	0	0	\$6,300.00
Gil Morgan	3rd in 1998 & 2006	15	55	13	2	3	6	9	72.42	66	86	15	9	\$576,333.33
John D. Morgan	T-4th in 1997	8	27	6	0	1	1	1	74.67	69	84	3	1	\$82,528.13
Walter Morgan	T-6th in 1998	9	29	6	0	0	2	3	74.31	66	82	7	3	\$110,878.13
George Morris	3rd in 1942	3	6	3	1	1	2	3	75.17	75	79	0	0	N/A
John Morse	T-22nd in 2009	2	6	1	0	0	0	1	72.83	69	78	1	1	\$17,500.00
Mark Moulard	T-22nd in 2011	2	8	2	0	0	0	1	71.75	69	74	2	1	\$23,750.00
Larry Mowry	Winner in 1989	12	44	10	1	1	3	3	74.64	65	85	9	6	\$115,476.67
Jodie Mudd	79th in 2010	1	4	1	0	0	0	0	76.75	73	81	0	0	\$3,500.00
Kiyoshi Murota	3rd in 2011	6	24	6	1	1	1	3	72.00	66	77	5	4	\$219,092.85
Bob Murphy	T-7th in 1996	12	40	10	0	0	3	6	72.88	68	79	12	2	\$160,170.84
Mike Murra	T-2nd in 1955	4	8	2	1	1	1	2	75.25	66	81	1	1	N/A
Tommy Nakajima	T-6th in 2006	3	10	2	0	0	1	1	73.00	69	77	3	1	\$80,250.00
Toyotake Nakao	CUT in 2005	1	2	0	0	0	0	0	79.50	78	81	0	0	\$1,000.00
Rafael Navarro	T-51st in 2004	1	4	1	0	0	0	0	74.25	72	77	0	0	\$4,412.50
Larry Nelson	2nd in 1998 & 2000	12	45	11	2	2	4	5	72.62	68	81	15	7	\$441,012.50
George Newbeck	Cut	1	2	0	0	0	0	0	79.00	78	80	0	0	\$1,000.00
Ernest Newnham	Winner in 1952	15	29	7	1	1	4	6	78.14	71	87	1	0	N/A
Dwight Nevil	T-60th in 1995	2	8	2	0	0	0	0	76.63	72	82	0	0	\$3,100.00

Player	Best Finish	Years	Rds.	Cuts Made	Top 3	Top 5	Top 10	Top 25	Avg.	Low Rd.	High Rd.	Rds. Under		Money
												Par	In 60s	
Bobby Nichols	3rd in 1987	14	42	7	1	1	1	2	76.10	68	84	3	1	\$36,119.66
Jack Nicklaus	Winner in 1991	14	50	11	3	3	8	11	71.76	66	78	24	11	\$428,700.00
Lonnie Nielsen	T-19th in 2005	8	30	7	0	0	0	2	73.17	69	81	6	4	\$73,400.00
Tom Nieporte	T-12th in 1979	11	40	9	0	0	0	5	75.50	68	81	4	1	\$13,009.87
Daniel Nishimoto	Cut	1	2	0	0	0	0	0	81.50	76	87	0	0	\$1,000.00
Andy North	T-46th in 2000	10	25	4	0	0	0	0	75.44	71	82	0	0	\$21,232.50
Greg Norman	T-6th in 2008	2	8	2	0	0	1	1	72.50	72	73	0	0	\$66,725.00
Rod Nuckolls	Cut	2	4	0	0	0	0	0	81.50	77	86	0	0	\$2,000.00
Christy O'Connor	T-12th in 2000	4	15	4	0	0	0	1	73.33	70	77	3	0	\$48,035.00
Pat O'Brien	T-41st in 1994	7	18	2	0	0	0	0	76.83	71	80	2	0	\$9,750.00
Mac O'Grady	Cut	1	2	0	0	0	0	0	78.50	76	81	0	0	\$1,000.00
Mark O'Meara	4th in 2010	5	20	5	0	1	1	5	71.90	66	77	7	5	\$201,928.57
Dan O'Neill	T-18th in 2002	1	4	1	0	0	0	1	72.00	70	75	0	0	\$20,666.66
Denis O'Sullivan	Cut	3	6	0	0	0	0	0	77.17	73	81	0	0	\$3,000.00
David Oakley	T-29th in 1998	3	10	2	0	0	0	0	75.20	71	78	1	0	\$12,957.14
Pete Oakley	T-32nd in 2002	11	29	5	0	0	0	0	75.55	70	87	0	0	\$30,637.50
Willie Ogg	T-4th in 1947	11	22	8	0	1	2	6	78.95	70	85	1	0	N/A
Dave Ogilvie	T-4th in 1937 & '38	5	11	5	0	2	2	3	80.36	75	85	0	0	N/A
David Ogrin	T-46th in 2008	1	4	1	0	0	0	0	75.00	72	78	0	0	\$5,700.00
Andy Oldcorn	T-8th in 2010	3	10	2	0	0	1	1	73.20	67	80	3	1	\$59,800.00
Jay Overton	T-10th in 2002	4	12	2	0	0	1	1	74.08	70	80	0	0	\$51,200.00
Simon Owen	T-67th in 2001	2	6	1	0	0	0	0	76.50	72	80	0	0	\$4,762.50
Charles Owens	T-3rd in 1986	5	17	4	1	1	1	2	74.65	72	80	0	0	\$21,733.00
Jet Ozaki	T-27th in 2007	4	10	1	0	0	0	0	76.20	71	82	1	0	\$15,750.00
Joe Ozaki	4th in 2007	6	22	5	0	1	1	2	72.86	67	79	4	3	\$148,250.00
Arnold Palmer	Win in 1980 & '84	24	69	11	4	5	5	9	75.16	63	87	16	5	\$138,250.00
Paul Parajeckas	T-45th in 2002	6	16	2	0	0	0	0	74.88	71	81	0	0	\$13,212.50
Mike Parrish	Cut	2	4	0	0	0	0	0	82.25	78	86	0	0	\$2,000.00
Tim Parun	79th in 2011	2	6	1	0	0	0	0	76.50	70	85	1	0	\$4,500.00
Jerry Pate	T-2nd in 2005	7	19	3	1	1	2	2	73.58	68	84	4	2	\$229,100.00
Steve Pate	T-8th in 2011	2	8	2	0	0	2	2	70.00	67	73	5	4	\$105,000.00
Jack Patroni	T-6th in 1958	8	24	5	0	0	1	3	74.38	70	79	2	0	\$792.10
Corey Pavin	T-8th in 2011	1	4	1	0	0	1	1	70.75	69	72	2	1	\$54,000.00
Calvin Peete	T-26th in 1995	7	22	4	0	0	0	0	75.82	68	83	2	1	\$23,630.00
Toney Penna	T-8th in 1961	7	20	4	0	0	1	1	75.75	69	95	4	2	\$516.33
David Peoples	48th in 2011	3	10	2	0	0	0	0	74.20	70	77	1	0	\$10,937.50
Tom Pernice Jr.	T-18th in 2011	2	4	1	0	0	0	1	71.38	69	76	5	2	\$31,600.00
Doug Perry	Cut in 2010	1	2	0	0	0	0	0	84.00	83	85	0	0	\$1,000.00
Kenny Perry	9th in 2012	2	8	2	0	0	1	2	70.50	62	75	5	3	\$72,000.00
Manuel Pinero	T-42nd in 2004	2	6	1	0	0	0	0	74.17	71	76	0	0	\$7,600.00
Gary Player	Win in 1986, '88 & 1990	22	77	17	3	4	8	11	73.18	65	85	21	10	\$371,170.00
Michael Podolak	Cut in 2010	1	2	0	0	0	0	0	78.50	77	80	0	0	\$1,000.00
Dan Pohl	T-57th in 2006	5	16	3	0	0	0	0	76.13	71	84	1	0	\$13,525.00
Don Pooley	T-6th in 2008	8	27	6	0	0	1	3	73.56	68	82	5	4	\$120,050.00
Jimmy Powell	T-16th in 1993	12	38	7	0	0	0	3	75.47	69	90	7	1	\$30,388.33
Mickey Powell	T-62nd in 1991	2	6	1	0	0	0	0	78.33	72	83	0	0	\$1,680.00
Nick Price	3rd in 2007	5	15	3	1	2	3	3	71.40	67	75	9	1	\$275,000.00
Tommy Price	T-55th in 1	5	14	2	0	0	0	0	76.00	72	82	0	0	\$10,070.83
Art Proctor	T-19th in 1994	10	26	3	0	0	0	1	77.23	72	85	0	0	\$17,015.00
Tom Purtzer	12th in 2008	8	28	6	0	0	0	5	73.18	66	81	7	4	\$127,275.00
Wayne Pyrtle	Cut	1	2	0	0	0	0	0	79.50	79	80	0	0	\$1,000.00
Dana Quigley	T-2nd in 2000 & '05	13	47	11	2	4	6	8	71.98	66	80	21	8	\$610,185.71
Juan Quiros	T-53rd in 2009	5	14	2	0	0	0	0	74.71	68	81	1	1	\$11,275.00
Dave Ragan	T-47th in 1989	8	24	4	0	0	0	0	77.54	72	84	0	0	\$4,484.10
Sammy Rachel	Cut	1	2	0	0	0	0	0	78.50	77	80	0	0	\$1,000.00
Glenn Ralph	Cut in 2010	1	2	0	0	0	0	0	78.00	78	78	0	0	\$1,000.00
Bob Ralston	T-51st in 2004	7	18	2	0	0	0	0	77.44	70	83	1	0	\$13,287.50
Noel Ratcliffe	T-16th in 1995	9	26	4	0	0	0	1	75.12	67	81	2	2	\$30,387.50
Henry Ransom	3rd in 1963 & '70	14	54	13	2	3	4	8	73.85	68	84	12	6	\$8,530.84
Don Reese	T-27th in 2005	1	4	1	0	0	0	0	73.25	71	76	1	0	\$13,250.00
Mike Reid	Winner in 2005	8	26	5	1	1	1	2	73.73	70	79	6	0	\$399,012.50
Wilfred Reid	4th in 1942	12	22	6	0	2	2	3	76.95	45	91	0	0	N/A
Rick Rhoden	T-31st in 2006	3	8	1	0	0	0	0	75.88	71	81	0	0	\$13,000.00
Richard Rhyan	T-16th in 1990	8	28	6	0	0	0	2	75.04	69	81	3	1	\$23,532.60
Ben Richter	2nd in 1947 & '48	12	26	8	2	3	5	6	75.81	71	83	2	0	N/A
Lee Rinker	T-50th in 2011	2	6	1	0	0	0	0	74.33	73	76	0	0	\$5,414.28
Jose Rivero	T-11th in 2006	3	8	1	0	0	0	1	75.00	69	82	2	1	\$44,333.00
Loren Roberts	T-5th in 2006	7	28	7	0	1	2	5	71.82	67	78	9	5	\$245,415.48
Gary Robison	T-52nd in 2007	5	18	4	0	0	0	0	75.22	72	79	0	0	\$17,000.00

SENIOR PGA CHAMPIONSHIP

Player	Best Finish	Years	Rds.	Cuts Made	Top 3	Top 5	Top 10	Top 25	Avg.	Low Rd.	High Rd.	Rds. Under		Money
												Par	In 60s	
Costantino Rocca	T-59th in 2009	3	12	3	0	0	0	0	75.08	70	79	0	0	\$11,358.34
Chi Chi Rodriguez	Winner in 1987	14	52	12	4	7	7	9	72.25	66	80	20	9	\$312,914.67
Bill Rogers	T-26th in 2003	5	12	2	0	0	0	0	74.58	69	82	1	1	\$20,188.00
Eduardo Romero	2nd in 2007	7	26	6	1	2	2	5	72.15	67	78	7	4	\$379,375.00
Billy Rosinia	Cut	1	2	0	0	0	0	0	78.50	74	83	0	0	\$1,000.00
John Ross	T-34th in 2008	4	12	2	0	0	0	0	74.50	68	79	2	1	\$19,320.00
Jeff Roth	T-37th in 2009	5	12	1	0	0	0	0	74.50	69	78	1	1	\$11,885.72
Jim Roy	T-65th in 2010	1	4	1	0	0	0	0	75.25	74	76	0	0	\$3,812.50
Boonchu Ruangkit	T-12th in 2012	5	18	4	0	0	0	2	73.00	67	79	5	2	\$71,492.85
David J. Russell	T-65th in 2012	6	14	1	0	0	0	0	76.00	69	84	3	2	\$9,125.00
Dave Rummells	T-75th in 2010	1	4	1	0	0	0	0	75.75	71	78	1	0	\$3,587.50
Paul Runyan	Winner in 1961 & '62	19	66	14	4	4	5	7	75.24	67	87	17	5	\$7,751.46
Jim Rutledge	T-34th in 2011	3	10	2	0	0	0	0	73.60	71	77	1	0	\$16,220.00
Jack Ryan	T-3rd in 1957	15	44	7	1	1	1	4	74.48	70	83	5	0	\$2,261.00
Ed Sabo	T-17th in 2000	6	15	2	0	0	0	1	75.07	67	83	3	2	\$30,712.50
Mike San Filippo	T-27th in 2007	9	30	6	0	0	0	0	74.37	68	80	4	2	\$48,187.50
Doug Sanders	T-6th in 1984	16	44	8	0	0	2	3	76.45	69	86	2	1	\$33,494.00
Shuichi Sano	Cut	2	4	0	0	0	0	0	77.00	74	80	0	0	\$2,000.00
Tony Saraceno	Cut	1	2	0	0	0	0	0	78.00	76	80	0	0	\$1,000.00
Gene Sarazen	Winner in 1954 & '58	12	33	7	4	4	4	5	73.67	67	80	8	1	N/A
Bill Sautter	Cut	2	4	0	0	0	0	0	76.25	74	79	0	0	\$2,000.00
Troy Schleicher	Cut	1	2	0	0	0	0	0	78.00	74	82	0	0	\$1,000.00
Brad Schmierer	Cut	1	2	0	0	0	0	0	84.00	83	85	0	0	\$1,000.00
John Schroeder	T-7th in 1996	8	30	7	0	0	1	3	73.43	69	80	4	1	\$100,433.33
Ted Schulz	T-31st in 2011	3	10	2	0	0	0	0	74.10	68	78	1	1	\$16,537.50
Bill Schumaker	T-56th in 2001	8	22	3	0	0	0	0	76.27	71	80	1	0	\$16,187.50
Harry Schwab	Winner in 1953	14	32	5	2	2	2	3	77.44	66	86	1	1	N/A
Matt Seitz	T-68th in 2011	2	6	1	0	0	0	0	76.00	73	79	0	0	\$4,700.00
Peter Senior	T-4th in 2012	3	12	3	0	2	2	3	70.25	63	74	7	4	\$186,150.00
Nobuo Serizawa	Cut	1	2	0	0	0	0	0	75.50	74	77	0	0	\$1,000.00
Efren Serna	Cut	1	2	0	0	0	0	0	84.50	82	87	0	0	\$1,000.00
Tom Shaw	T-24th in 1989	12	38	7	0	0	0	1	75.97	67	85	5	1	\$17,990.83
Butch Sheehan	T-36th in 2002	6	16	2	0	0	0	0	75.00	70	79	1	0	\$19,670.00
Charles Sheppard	2nd in 1958	18	54	9	1	3	3	4	75.70	66	82	7	2	\$3,407.32
Andrew Sherborne	Cut	1	2	0	0	0	0	0	78.50	78	79	0	0	\$1,000.00
Ikuo Shirahama	Cut	1	2	0	0	0	0	0	78.00	78	78	0	0	\$1,000.00
Denny Shute	T-2nd in 1955 & '59	13	39	9	2	2	3	6	74.46	70	81	6	0	\$1,870.75
Charles Sifford	Winner in 1975	22	77	17	1	2	5	11	74.87	68	81	11	2	\$39,418.35
Jay Sigel	T-6th in 1998	12	45	11	0	0	1	6	73.00	68	79	13	2	\$180,956.25
Dan Sikes	T-3rd in 1979	7	22	5	1	1	1	5	73.68	69	79	8	2	\$14,133.33
Tex Simon	T-3rd in 1977	4	14	3	1	1	1	1	76.14	69	84	2	1	\$3,750.00
Scott Simpson	T-3rd in 2008	6	24	6	1	1	1	2	73.50	67	79	6	2	\$157,779.15
Tim Simpson	5th in 2007	6	22	5	0	1	2	3	72.86	68	79	5	2	\$167,400.00
Joey Sindelar	T-3rd in 2008	4	12	2	1	1	1	2	73.17	69	77	3	3	\$121,166.65
Jeff Sluman	T-5th in 2009	5	20	5	0	1	2	4	71.70	67	78	7	4	\$164,750.00
Sonny Skinner	T-44th in 2012	2	8	2	0	0	0	0	72.50	69	77	3	1	\$12,750.00
Bertus Smit	Cut in 2010	1	2	0	0	0	0	0	79.50	78	81	0	0	\$1,000.00
Bob E. Smith	T-22nd in 1998	5	16	3	0	0	0	1	75.25	72	81	0	0	\$20,905.00
Ben Smith	T-8th in 1989	13	35	8	0	0	1	2	78.46	71	85	1	0	\$18,280.00
George Smith	T-2nd in 1949	22	48	8	2	3	4	7	75.13	67	82	3	2	N/A
Mike Smith	T-41st in 2002	9	26	4	0	0	0	0	75.58	68	84	3	2	\$23,983.33
Todd Smith	Cut in 2010	1	2	0	0	0	0	0	79.50	79	80	0	0	\$1,000.00
Des Smyth	T-5th in 2003	8	30	7	0	1	2	2	73.47	65	81	5	2	\$167,214.28
J.C. Snead	T-8th in 1999	16	49	10	0	0	2	5	73.71	68	88	13	3	\$151,316.67
Sam Snead	Winner in 1964, '65, '67, '70, '72 & '73	19	70	17	9	11	15	17	71.61	66	79	33	17	\$38,581.88
Ed Sneed	T-11th in 1996	6	17	3	0	0	0	2	75.35	69	87	5	2	\$37,337.50
Rod Spittle	T-12th in 2007	2	8	2	0	0	0	1	74.50	70	79	1	0	\$37,191.07
Steve Spray	30th in 1996	5	14	2	0	0	0	0	76.50	69	80	1	1	\$10,720.00
Jim Sobb	Cut	2	4	0	0	0	0	0	75.75	74	80	0	0	\$2,000.00
Mick Soli	Cut	2	4	0	0	0	0	0	78.00	74	82	0	0	\$2,000.00
Chien Soon Lu	T-11th in 2010	3	10	2	0	0	0	1	72.60	70	76	4	0	\$51,270.00
Mike Souchak	T-30th in 1980	6	17	3	0	0	0	0	76.71	73	84	0	0	\$3,408.33
Gary Sowsinski	Cut	6	12	0	0	0	0	0	78.08	72	88	0	0	\$6,000.00
Jack Spradlin	T-36th in 2002	3	9	2	0	0	0	0	74.22	69	82	2	1	\$15,220.00
Bill Spanuth	Cut	1	2	0	0	0	0	0	77.00	77	77	0	0	\$1,000.00
Scott Spence	84th in 2008	2	6	1	0	0	0	0	79.17	74	82	0	0	\$4,375.00
Rod Spittle	T-12th in 2007	5	17	4	0	0	0	1	73.59	70	79	3	0	\$53,253.57
Kevin Spurgeon	Cut in 2010	1	2	0	0	0	0	0	79.00	77	81	0	0	\$1,000.00

Player	Best Finish	Years	Rds.	Cuts Made	Top 3	Top 5	Top 10	Top 25	Avg.	Low Rd.	High Rd.	Rds. Under		Money
												Par	In 60s	
Craig Stadler	3rd in 2004	8	27	7	2	2	3	5	72.70	69	84	10	6	\$276,388.00
Ian Stanley	T-60th in 2002	3	10	2	0	0	0	0	75.20	72	78	0	0	\$8,456.25
Chris Starkjohann	T-5th in 2009	5	14	2	0	1	1	1	74.29	68	82	3	2	\$77,120.00
Ron Stelten	T-33rd in 2007	1	4	1	0	0	0	0	73.75	71	78	1	0	\$9,542.86
Craig Stevens	Cut	1	2	0	0	0	0	0	74.00	72	76	0	0	\$1,000.00
Wheeler Stewart	Cut	2	4	0	0	0	0	0	77.25	72	84	0	0	\$2,000.00
Ken Still	T-18th in 1986	11	34	6	0	0	0	1	77.15	68	89	2	1	\$15,484.17
Dave Stockton	T-3rd in 1994	15	52	11	1	3	3	5	73.31	67	81	14	6	\$214,258.34
Bob Stone	T-7th in 1982	4	14	3	0	0	2	3	74.57	70	81	4	0	\$8,683.33
Tom Strafaci	T-15th in 1968	7	26	6	0	0	0	1	77.08	73	83	0	0	\$1,185.23
Curtis Strange	11th in 2007	3	12	3	0	0	0	1	74.42	69	80	4	1	\$54,162.50
Frank Strazza	T-4th in 1956	14	38	6	0	1	2	3	76.00	69	88	4	1	\$643.50
Ron Streck	T-6th in 2008	5	20	5	0	0	1	1	74.40	68	81	3	2	\$77,987.50
Lyndsay Stephen	Cut	1	2	0	0	0	0	0	78.50	78	79	0	0	\$1,000.00
Bobby Stroble	Cut in 1997, '98 & '99	3	6	0	0	0	0	0	78.83	75	83	0	0	\$1,700.00
Tom Strueber	Cut in 2004	1	2	0	0	0	0	0	75.50	70	81	1	0	\$1,000.00
Glen Stubblefield	Cut	2	4	0	0	0	0	0	78.75	73	86	0	0	\$2,000.00
Bob Stupple	2nd in 1957	4	15	4	1	1	1	2	73.80	70	80	1	0	\$843.25
Mike Sullivan	T-40th in 2005	2	6	1	0	0	0	0	76.00	72	81	0	0	\$7,050.00
Bruce Summerhays	T-5th in 1999	14	53	13	0	1	2	5	73.23	66	81	15	6	\$216,737.50
Nevin Sutcliffe	Cut	1	2	0	0	0	0	0	79.00	78	80	0	0	\$1,000.00
Dave Sutherland	3rd in 1946	5	10	5	1	1	3	4	76.30	72	82	0	0	N/A
Tom Sutter	Cut	1	2	0	0	0	0	0	76.00	75	77	0	0	\$1,000.00
Hal Sutton	T-49th in 2009	3	10	2	0	0	0	0	73.90	67	77	1	1	\$10,139.28
Katsunari Takahashi	T-51st in 2002	5	12	1	0	0	0	0	75.83	72	82	1	0	\$8,350.00
Kazuhiro Takami	Cut	1	2	0	0	0	0	0	77.50	75	80	0	0	\$1,000.00
J.B. Taylor	Cut	1	2	0	0	0	0	0	77.50	76	79	0	0	\$1,000.00
Joe Taylor	3rd in 1973	9	36	9	1	1	3	5	74.64	69	84	5	1	\$6,197.38
Doug Tewell	Winner in 2000	6	23	6	1	2	4	6	70.83	66	75	11	8	\$541,166.67
Tim Thelen	T-35th in 2012	1	4	1	0	0	0	0	71.00	67	75	2	2	\$10,400.00
Stan Thirsk	T-7th in 1979	16	52	10	0	0	1	4	75.71	70	83	5	0	\$23,862.50
Buzz Thomas	T-28th in 2000	2	7	2	0	0	0	0	73.14	70	75	2	0	\$11,450.00
Steve Thomas	Cut	2	4	0	0	0	0	0	78.00	76	82	0	0	\$2,000.00
Kim Thompson	Cut	4	8	0	0	0	0	0	78.00	74	85	0	0	\$4,000.00
Leonard Thompson	T-22nd in 1998	12	35	6	0	0	0	1	74.74	66	85	4	2	\$52,932.50
Robert L. Thompson	T-59th in 2008	5	12	1	0	0	0	0	76.33	73	80	0	0	\$8,000.00
Rocky Thompson	T-6th in 1991	14	45	10	0	0	1	5	73.80	69	83	9	3	\$98,995.83
Jeff Thomsen	T-65th in 2004	3	8	1	0	0	0	0	76.13	70	83	1	0	\$5,825.00
Peter Thomson	Winner in 1984	2	8	2	1	2	2	2	72.25	67	74	1	1	\$49,000.00
David Thore	Cut	3	6	0	0	0	0	0	77.83	74	84	0	0	\$3,000.00
Sam Torrance	T-19th in 2006	5	18	4	0	0	0	1	73.67	70	80	1	0	\$45,175.00
Harry Toscano	T-21st in 1995	4	14	3	0	0	0	1	73.71	68	78	4	1	\$20,300.00
Ben Toski	7th in 1977	11	38	8	0	0	2	6	74.95	69	84	5	1	\$17,525.00
Jim Thorpe	2nd in 2001	13	42	9	1	2	2	4	73.31	67	79	9	6	\$389,332.50
Katsuyoshi Tomori	T-7th in 2006	5	20	5	0	0	1	1	74.10	67	78	2	2	\$80,925.00
Sam Torrance	T-19th in 2006	7	24	5	0	0	0	1	74.00	70	80	1	0	\$50,275.00
Victor Tortorici	Cut	1	2	0	0	0	0	0	78.50	77	80	0	0	\$1,000.00
Lee Trevino	Winner in 1992 & '94	13	46	10	4	4	4	8	72.30	64	82	18	6	\$391,225.00
Kirk Triplett	T-19th in 2012	1	4	1	0	0	0	1	70.00	68	73	3	2	\$24,000.00
Gary Trivisonno	Cut in 2010	1	2	0	0	0	0	0	76.00	74	78	0	0	\$1,000.00
Chris Tucker	Cut	2	4	0	0	0	0	0	78.50	76	81	0	0	\$2,000.00
Jerry Tucker	T-32nd in 2000	9	23	3	0	0	0	0	75.96	70	86	0	0	\$23,667.86
Jim Turnesa	5th in 1964	8	31	7	0	1	1	5	74.58	69	80	3	2	\$2,904.16
Joe Turnesa	T-8th in 1955	7	18	5	0	0	1	4	76.17	72	80	0	0	N/A
Phil Turnesa	T-3rd in 1952	14	25	6	1	2	3	4	77.24	73	83	0	0	N/A
Bob Tway	T-13th in 2011	4	16	4	0	0	0	2	71.88	69	77	5	3	\$67,225.00
Howard Twitty	T-13th in 2001	8	23	4	0	0	0	1	74.39	70	80	2	0	\$57,170.00
Brett Upper	Cut	1	2	0	0	0	0	0	76.50	76	77	0	0	\$1,000.00
Stan Utley	T-61st in 2012	1	4	1	0	0	0	0	73.25	72	74	0	0	\$4,275.00
Bruce Vaughan	T-24th in 2007	6	22	5	0	0	0	1	73.86	69	78	3	2	\$41,976.78
Steven Veriato	T-60th in 2002	6	14	1	0	0	0	0	76.93	72	85	0	0	\$8,843.75
Ellsworth Vines	T-7th in 1962	5	18	4	0	0	1	1	74.78	69	85	4	1	\$1,001.00
Ron Vlosich	T-69th in 2010	2	6	1	0	0	0	0	75.50	72	79	0	0	\$4,687.50
Roy Vucinic	T-4th in 2002	13	41	8	0	1	1	2	75.20	68	82	5	1	\$136,395.83
Bobby Wadkins	2nd in 2002 & '03	11	38	8	2	2	2	3	73.39	68	80	5	4	\$432,262.50
Lanny Wadkins	T-15th in 2001	5	17	4	0	0	0	1	73.24	68	80	3	1	\$55,003.13
Art Wall	T-2nd in 1974	11	42	10	4	5	7	8	73.14	68	83	14	7	\$53,407.24
Philip Walton	Cut	1	2	0	0	0	0	0	76.50	75	78	0	0	\$1,000.00
Bobby Walzel	T-31st in 2004	2	8	2	0	0	0	0	73.00	69	77	2	1	\$15,750.00

SENIOR PGA CHAMPIONSHIP

Player	Best Finish	Years	Rds.	Cuts Made	Top 3	Top 5	Top 10	Top 25	Avg.	Low Rd.	High Rd.	Rds. Under		Money
												Par	In 60s	
Fred Wampler	2nd in 1975 & '76	8	27	6	2	3	5	5	73.37	67	83	7	3	\$16,962.73
Tom Wargo	Winner in 1993	18	61	13	1	1	2	5	73.75	65	80	13	6	\$241,443.75
Tsukasa Watanabe	Cut	2	4	0	0	0	0	0	75.25	70	80	0	0	\$2,000.00
Al Watrous	Winner in 1950, '51 & '57	18	44	12	5	5	8	10	74.25	68	85	8	2	N/A
Alex Watson	T-4th in 1947	16	34	7	0	1	3	5	78.06	73	85	0	0	N/A
Bob Watson	T-6th in 1976	8	24	4	0	0	1	2	77.42	68	86	1	1	\$1,577.87
Denis Watson	Winner in 2007	6	13	2	1	1	1	1	73.85	68	81	4	2	\$375,875.00
John Watson	4th in 1953 & '54	11	30	6	0	2	2	2	75.57	69	86	1	1	N/A
Tom Watson	Winner in 2001 & '11	12	47	12	2	4	4	10	71.66	66	79	17	11	\$1,041,387.51
Steve Waugh	Cut	1	2	0	0	0	0	0	80.50	78	83	0	0	\$1,000.00
DeWitt Weaver	T-5th in 1994	14	47	10	0	1	2	5	74.28	67	84	9	3	\$102,478.12
D.A. Weibring	10th in 2006	9	32	7	0	0	1	4	73.31	67	80	8	5	\$157,903.57
Tom Weiskopf	T-4th in 1993	4	16	4	0	1	2	3	71.94	64	77	5	2	\$97,562.50
Paul Wesselingh	T-21st in 2012	1	4	1	0	0	0	1	70.25	66	72	1	1	\$19,500.00
Jim West	3rd in 1937	1	3	1	1	1	1	1	77.67	77	78	0	0	N/A
Ralph West	Cut	2	4	0	0	0	0	0	78.75	78	81	0	0	\$2,000.00
Chuck Westergard	Cut	1	2	0	0	0	0	0	84.00	83	85	0	0	\$1,000.00
Jim White	T-17th in 2004	8	20	2	0	0	0	1	75.95	69	83	1	1	\$38,575.00
Tim White	Cut	2	4	0	0	0	0	0	80.50	78	85	0	0	\$2,000.00
Jeff Whitfield	Cut	1	2	0	0	0	0	0	82.00	81	83	0	0	\$1,000.00
Ed Whitman	Cut	1	2	0	0	0	0	0	77.00	75	79	0	0	\$1,000.00
Mark Wiebe	T-30th in 2008	5	16	3	0	0	0	0	74.19	70	77	0	0	\$23,666.66
Dan Wilkins	Cut	1	2	0	0	0	0	0	78.00	75	81	0	0	\$1,000.00
Robert Wilkin	Cut	1	2	0	0	0	0	0	79.50	78	81	0	0	\$1,000.00
Chris A. Williams	T-25th in 2012	3	12	3	0	0	0	1	73.33	68	76	2	2	\$23,641.66
Eddie Williams	Winner in 1942, '45 & '46	21	41	10	4	6	8	10	88.14	70	89	3	0	N/A
Jack Williams	5th in 1946	13	26	6	0	1	4	5	78.88	71	90	1	0	N/A
Bud Williamson	T-4th in 1965	12	38	7	0	1	2	4	75.47	69	84	10	2	\$4,157.50
Ock Willoweit	2nd in 1956	11	29	6	1	1	2	5	74.66	68	82	5	1	\$810.83
Jerry Wisz	Cut	1	2	0	0	0	0	0	76.00	74	78	0	0	\$1,000.00
Gary Wolstenholme	T-35th in 2012	2	6	1	0	0	0	0	72.33	67	79	3	3	\$11,400.00
Jim Woodward	T-46th in 2008	4	16	4	0	0	0	0	75.00	69	82	2	1	\$17,054.16
Lew Worsham	T-43rd in 1968	3	10	2	0	0	0	0	79.80	75	85	0	0	\$100.00
Willie Wood	T-12th in 2012	2	8	2	0	0	0	1	71.63	67	76	2	2	\$40,428.57
Ian Woosnam	T-16th in 2008	2	8	2	0	0	0	1	72.75	70	76	0	0	\$31,260.71
Bob Wynn	77 in 1992	2	6	1	0	0	0	0	79.17	74	89	0	0	\$1,860.00
Yoshitaka Yamamoto	Cut	1	2	0	0	0	0	0	76.00	74	78	0	0	\$1,000.00
Bruce Zabriski	Cut	1	2	0	0	0	0	0	76.50	76	77	0	0	\$1,000.00
Mike Zarella	Cut	3	6	0	0	0	0	0	77.50	74	81	0	0	\$3,000.00
Joe Zarhardt	3rd in 1956	12	33	5	1	1	1	2	75.36	70	84	4	0	\$1,474.50
Kermit Zarley	T-10th in 2000	8	26	6	0	0	1	4	73.19	67	81	8	2	\$43,500.00
Walter Zembriski	T-9th in 1988	13	46	10	0	0	1	5	74.11	68	80	10	4	\$67,261.25
Michael Zinni	T-44th in 2000	6	17	3	0	0	0	0	75.06	70	84	1	0	\$16,412.50
Billy Ziobro	Cut	1	2	0	0	0	0	0	79.50	79	80	0	0	\$1,000.00
Larry Ziegler	T-8th in 1999	14	50	11	0	0	2	6	73.84	66	80	9	5	\$123,670.00
Fuzzy Zoeller	Winner in 2002	9	27	5	2	2	2	3	72.96	68	81	6	5	\$517,150.00

SENIOR PGA CHAMPIONSHIP RECORDS

BEST 72-HOLE SCORE

268 (20 Under) by Sam Snead (66-66-67-69) in 1973
 270 (18 Under) by Don January (68-68-67-67) in Dec. '79
 271 (17 Under) by Jack Nicklaus (66-66-69-70) in 1991
 271 (13 Under) by Roger Chapman (68-67-64-72) in 2012

BEST 72-HOLE SCORE BY A NON-WINNER

273 (11 Under) by John Cook (69-66-69-69) in 2012
 274 (14 Under) by John Barnum (66-68-69-71) in 1963
 274 (10 Under) by Hale Irwin (71-66-69-68) in 2012

HIGHEST 72-HOLE SCORE BY WINNER

290 (2 Over) by Sam Snead (71-71-72-76) in 1970
 289 (1 Over) by Jack Fleck (73-71-75-70) in Feb. '79
 289 (1 Over) by Arnold Palmer (72-69-73-75) in 1980

BEST SCORE FIRST 54 HOLES

199 (17 Under) by Sam Snead (66-66-67) in 1973
 199 (14 Under) by Roger Chapman (68-67-64) in 2012
 201 (15 Under) by Jack Nicklaus (66-66-69) in 1991
 201 (15 Under) by Doug Tewell (68-66-67) in 2000

BEST SCORE LAST 54 HOLES

200 (10 Under) by Michael Allen (66-67-67) in 2009
 201 (15 Under) by Doug Tewell (68-66-67) in 2000
 201 (12 Under) by Sandy Lyle (71-66-64) in 2012
 201 (12 Under) by Peter Senior (67-71-63) in 2012
 201 (12 Under) by Kenny Perry (70-69-62) in 2012
 201 (12 Under) by Michael Allen (64-68-69) in 2012

LARGEST 54-HOLE LEAD

11 by Sam Snead (199) in 1973
 8 by **Jack Nicklaus** (201) in 1991
 7 by Chandler Harper (207) in 1968
 7 by Hale Irwin (206) in 1997
 7 by Doug Tewell (201) in 2000
 *Championship was reduced to 54 holes due to weather
 5 by Dale Douglass (209) in 1987
 5 by Gary Player (208) in 1990
 5 by Hale Irwin (205) in 1998
 5 by Roger Chapman (199) in 2012



Jack Nicklaus

BEST SCORE FIRST 36 HOLES

132 (12 Under) by Sam Snead (66-66) in 1973
 132 (12 Under) by Arnold Palmer (69-63) in 1984
 132 (12 Under) by Jack Nicklaus (66-66) in 1991

BEST SCORE LAST 36 HOLES

130 (12 Under) by Sandy Lyle (66-64) in 2012
 130 (12 Under) by Joe Daley (66-64) in 2012
 131 (11 Under) by Kenny Perry (69-62) in 2012
 132 (12 Under) by Allen Doyle (68-64) in 1999
 132 (12 Under) by David Frost (65-67) in 2010

LARGEST 36-HOLE LEAD

8 by Arnold Palmer (132) in Jan. '84
 7 by Jack Burke Sr. (142) in 1942
 Championship Was Played Over 36 Holes Back Then
 7 by Sam Snead (132) in 1973
 7 by Gary Player (136) in 1986
 7 by Hale Irwin (134) in 1997

BEST 18-HOLE SCORE

62 (9 Under) by Kenny Perry, Final Round, 2012
 63 (9 Under) by Buck White, First Round, 1961
 63 (9 Under) by Arnold Palmer, Second Round, 1984
 63 (8 Under) by Peter Senior, Final Round, 2012
 64 (8 Under) by Ernie Ball, Second Round, 1963
 64 (8 Under) by Chandler Harper, Third Round, 1968
 64 (8 Under) by Bob Charles, First Round 1988
 64 (8 Under) by Lee Trevino, Second Round 1992
 64 (8 Under) by Tom Weiskopf, Second Round 1993
 64 (8 Under) by Allen Doyle, Final Round 1999
 64 (7 Under) by Roger Chapman, Third Round, 2012

64 (7 Under) by Michael Allen, Second Round, 2012
 64 (7 Under) by Sandy Lyle, Final Round, 2012
 64 (7 Under) by Joe Daley in Final Round, 2012
 64 (7 Under) by Jeff Freeman in Final Round, 2012
 64 (7 Under) by Mark Calcavecchia in Final Round, 2012

LARGEST 18-HOLE LEAD

5 by Harry Schwab (66) in 1953
 5 by Bob Charles (64) in 1988
 3 Held by Seven Players

BEST FIRST-ROUND SCORE

63 (9 Under) by Buck White in 1961
 64 (8 Under) by Bob Charles 1988

BEST SECOND-ROUND SCORE

63 (9 Under) by Arnold Palmer in Jan. '84
 64 (8 Under) by Ernie Ball in 1963
 64 (8 Under) by Lee Trevino in 1992
 64 (8 Under) by Tom Weiskopf in 1993
 64 (7 Under) by Michael Allen in 2012

BEST THIRD-ROUND SCORE

64 (8 Under) by Chandler Harper in 1968
 64 (7 Under) by Roger Chapman in 2012
 65 (7 Under) by Larry Mowry in 1989
 65 (7 Under) by Gary Player in 1990
 65 (7 Under) by Bob Charles in 1992
 65 (5 Under) by Des Smyth in 2003
 65 (7 Under) by David Frost in 2010

BEST FOURTH-ROUND SCORE

62 (9 Under) by Kenny Perry in 2012
 63 (8 Under) by Peter Senior in 2012
 64 (8 Under) by Allen Doyle in 1999
 64 (7 Under) by Sandy Lyle in 2012
 64 (7 Under) by Joe Daley in 2012
 64 (7 Under) by Jeff Freeman in 2012
 64 (7 Under) by Mark Calcavecchia in 2012

LARGEST WINNING MARGIN

15 shots by **Sam Snead** in 1973
 12 shots by Hale Irwin in 1997
 9 shots by Sam Snead in 1967
 8 shots by Don January in Dec. '79
 7 shots by Hale Irwin in 1998
 7 by Doug Tewell (201) in 2000
 *Championship was reduced to 54 holes due to weather
 6 shots by Eddie Williams in 1942
 6 shots by Jack Nicklaus in 1991



Sam Snead

HIGHEST FIRST-ROUND SCORE BY WINNER

76 (4 Over) by Jock Hutchison in 1937
 76 (5 Over) by Otto Hackbarth in 1940

LOWEST FIRST-ROUND SCORE BY WINNER

66 (6 Under) by Harry Schwab in 1953
 66 (6 Under) by Sam Snead in 1973
 66 (6 Under) by Jack Nicklaus in 1991
 66 (6 Under) by Hale Irwin in 1996

HIGHEST SECOND-ROUND SCORE BY WINNER

79 (7 Over) by Fred Mcleod in 1938
 76 (4 Over) by Harry Schwab in 1953
 75 (3 Over) by Jock Hutchison Sr. in 1937
 75 (3 Over) by Don January in 1982

LOWEST SECOND-ROUND SCORE BY WINNER

63 (9 Under) by Arnold Palmer in Jan. '84
 64 (8 Under) by Lee Trevino in 1992
 65 (7 Under) by Hale Irwin in 1997
 66 (6 Under) by Sam Snead in 1973
 66 (6 Under) by Jack Nicklaus in 1991
 66 (6 Under) by Doug Tewell in 2000
 66 (4 Under) by Michael Allen in 2009

HIGHEST THIRD - ROUND SCORE BY WINNER

79 (7 Over) by **Arnold Palmer** in Jan. '84
76 (4 Over) by Chi Chi Rodriguez in 1987

LOWEST THIRD - ROUND SCORE BY WINNER

64 (8 Under) by Chandler Harper in 1968
64 (7 Under) by Roger Chapman in 2012
65 (7 Under) by Larry Mowry in 1989
65 (7 Under) by Gary Player in 1990



Arnold Palmer

HIGHEST FINAL - ROUND SCORE BY WINNER

76 (4 Over) by Sam Snead in 1970
75 (3 Over) by Arnold Palmer in 1980

LOWEST FINAL - ROUND SCORE BY WINNER

64 (8 Under) by Allen Doyle in 1999
66 (6 Under) by Sam Snead in 1967
66 (6 Under) by Roberto De Vicenzo in 1974

HARDEST COURSE AVERAGE OVER 72 HOLES

78.45 - 1971 Seniors at PGA National Golf Club
78.38 - 1968 Seniors at PGA National Golf Club

LOWEST COURSE AVERAGE OVER 72 HOLES

73.04 - 2012 Seniors at Harbor Shores
73.44 - 2009 Seniors at Canterbury Golf Club
73.65 - 1985 Seniors at Fort Lauderdale C.C.
74.13 - 1974 Seniors at Port Lucie C.C.

MOST MONEY WON

\$1,753,221 by Hale Irwin, spanning 17 championships
\$1,072,853 by Jay Haas, spanning 9 championships
\$1,041,388 by Tom Watson, spanning 12 championships
\$644,913 by Allen Doyle, spanning 11 championships
\$610,186 by Dana Quigley, spanning 13 championships
\$576,333 by Gil Morgan, spanning 15 championships
\$558,588 by Vicente Fernandez, spanning 14 championships
\$541,167 by Doug Tewell, spanning 6 championships
\$517,150 by Fuzzy Zoeller, spanning 10 championships
\$492,905 by John Jacobs, spanning 16 championships

MONEY WON PER CHAMPIONSHIP

\$491,750 by Michael Allen, spanning 4 championships
\$1,072,853 by Jay Haas, spanning 9 championships
\$210,429 by Fred Couples, spanning 2 championships
\$1,753,221 by Hale Irwin, spanning 17 championships
\$406,050 by Tom Lehman, spanning 4 championships
\$398,846 by Roger Chapman, spanning 4 championships
\$541,167 by Doug Tewell, spanning 6 championships
\$267,400 by David Frost, spanning 3 championships
\$1,041,388 by Tom Watson, spanning 12 championships
\$329,983 by Bernhard Langer, spanning 4 championships

HIGHEST DOLLAR PER STROKE

\$1,072,853 by Jay Haas, spanning 9 championships
\$491,750 by Michael Allen, spanning 4 championships
\$375,875 by Denis Watson, spanning 6 championships
\$1,753,221 by Hale Irwin, spanning 17 championships
\$210,429 by Fred Couples, spanning 2 championships
\$406,050 by Tom Lehman, spanning 4 championships
\$398,846 by Roger Chapman, spanning 4 championships
\$541,167 by Doug Tewell, spanning 6 championships
\$267,400 by David Frost, spanning 3 championships
\$1,041,388 by Tom Watson, spanning 12 championships

LOWEST 72 - HOLE SCORING AVERAGE

69.75 with 4 rounds by Jim Carter, spanning 1 championship
69.75 with 4 rounds by Joel Edwards, spanning 1 championship
70.00 with 8 rounds by Fred Couples, spanning 2 championships
70.00 with 8 rounds by Steve Pate, spanning 2 championships
70.00 with 4 rounds by Kirk Triplett, spanning 1 championship
70.19 with 16 rounds by Michael Allen, spanning 4 championships
70.25 with 12 rounds by Peter Senior, spanning 3 championships

70.25 with 4 rounds by Paul Wesselingh, spanning 1 championship
70.25 with 4 rounds by Joe Harrison, spanning 1 championship
70.33 with 12 rounds by David Frost, spanning 3 championships
70.38 with 8 rounds by Jimmy Demaret, spanning 2 championships
70.50 with 8 rounds by Kenny Perry, spanning 2 championships
70.50 with 8 rounds by Mark Calcavecchia, spanning 2 championships
70.50 with 4 rounds by Jeff Hart, spanning 1 championship
70.50 with 4 rounds by Steve Jones, spanning 1 championship

LOWEST SCORING AVG. MINIMUM OF 20 ROUNDS

70.83 with 23 rounds by Doug Tewell, spanning 6 championships
71.22 with 65 rounds by Hale Irwin, spanning 17 championships
71.47 with 34 rounds by Jay Haas, spanning 9 championships
71.50 with 20 rounds by John Cook, spanning 5 championships
71.61 with 70 rounds by Sam Snead, spanning 19 championships
71.66 with 47 rounds by Tom Watson, spanning 12 championships
71.70 with 20 rounds by Jeff Sluman, spanning 5 championships
71.75 with 24 rounds by Mark McNulty, spanning 6 championships
71.76 with 50 rounds by Jack Nicklaus, spanning 14 championships
71.82 with 28 rounds by Loren Roberts, spanning 7 championships
71.90 with 20 rounds by Mark O'Meara, spanning 5 championships
71.93 with 28 rounds by George Archer, spanning 7 championships
71.98 with 47 rounds by Dana Quigley, spanning 13 championships
72.00 with 24 rounds by Kiyoshi Murota, spanning 6 championships
72.00 with 20 rounds by Larry Gilbert, spanning 5 championships

LOWEST SCORING AVG. MINIMUM OF 40 ROUNDS

71.22 with 65 rounds by Hale Irwin, spanning 17 championships
71.61 with 70 rounds by Sam Snead, spanning 19 championships
71.66 with 47 rounds by Tom Watson, spanning 12 championships
71.76 with 50 rounds by Jack Nicklaus, spanning 14 championships
71.98 with 47 rounds by Dana Quigley, spanning 13 championships
72.02 with 43 rounds by Allen Doyle, spanning 11 championships
72.18 with 55 rounds by Raymond Floyd, spanning 14 championships
72.27 with 45 rounds by Bruce Fleisher, spanning 12 championships
72.27 with 52 rounds by Chi-Chi Rodriguez, spanning 14 championships
72.30 with 46 rounds by Lee Trevino, spanning 13 championships
72.32 with 47 rounds by Tom Kite, spanning 13 championships

LOWEST SCORING AVG. MINIMUM OF 60 ROUNDS

71.22 with 65 rounds by Hale Irwin, spanning 17 championships
71.61 with 70 rounds by Sam Snead, spanning 19 championships
73.13 with 77 rounds by Bob Charles, spanning 21 championships
73.18 with 77 rounds by Gary Player, spanning 22 championships
73.48 with 61 rounds by Jim Colbert, spanning 17 championships
73.75 with 61 rounds by Tom Wargo, spanning 18 championships
73.92 with 62 rounds by Jack Isaacs, spanning 16 championships
74.12 with 74 rounds by Joe Lopez Sr., spanning 20 championships
74.20 with 69 rounds by Ernie Ball, spanning 19 championships
74.32 with 60 rounds by Chandler Harper, spanning 15 championships
74.39 with 69 rounds by Dale Douglass, spanning 22 championships
74.70 with 70 rounds by Clarence Doser, spanning 20 championships
74.83 with 64 rounds by Gay Brewer, spanning 18 championships
74.83 with 84 rounds by Joe Jimenez, spanning 25 championships
74.87 with 77 rounds by Charles Sifford, spanning 22 championships
75.16 with 69 rounds by Arnold Palmer, spanning 24 championships
75.24 with 66 rounds by Paul Runyan, spanning 19 championships
75.54 with 101 rounds by Fred Haas Jr., spanning 30 championships
75.59 with 78 rounds by Pete Cooper, spanning 23 championships
77.61 with 64 rounds by Fred Hawkins, spanning 20 championships
78.21 with 73 rounds by Doug Ford, spanning 26 championships

MOST APPEARANCES

30 by Fred Haas	22 by Gary Player
26 by Doug Ford	22 by Charles Sifford
25 by Joe Jimenez	22 by George Smith
25 by Jock Hutchison Sr.	21 by Bob Charles
24 by Arnold Palmer	21 by Charles Mayo
23 by Pete Cooper	21 by Eddie Williams
22 by Dale Douglass	

MOST ROUNDS PLAYED

- 101 by **Fred Haas**
- 84 by Joe Jimenez
- 78 by Pete Cooper
- 77 by Bob Charles
- 77 by Gary Player
- 77 by Charles Sifford
- 74 by Joe Lopez Sr.
- 73 by Doug Ford
- 70 by Sam Snead
- 70 by Clarence Doser
- 69 by Arnold Palmer
- 69 by Errie Ball
- 69 by Dale Douglass



Fred Haas

HIGHEST NUMBER OF STROKES OVER THE TEARS

- 7,630 by Fred Haas averaging 75.54 strokes per round
- 6,286 by Joe Jimenez averaging 74.83 strokes per round
- 5,896 by Pete Cooper averaging 75.57 strokes per round
- 5,765 by Charles Sifford averaging 74.87 strokes per round
- 5,709 by Doug Ford averaging 78.19 strokes per round
- 5,635 by Gary Player averaging 73.18 strokes per round
- 5,485 by Joe Lopez Sr. averaging 74.12 strokes per round
- 5,631 by Bob Charles averaging 73.13 strokes per round
- 5,229 by Clarence Doser averaging 74.70 strokes per round
- 5,186 by Arnold Palmer averaging 75.16 strokes per round
- 5,133 by Dale Douglas averaging 74.39 strokes per round
- 5,120 by Errie Ball averaging 74.20 strokes per round
- 5,013 by Sam Snead averaging 71.61 strokes per round

MOST ROUNDS IN THE 60S

- 24 by **Hale Irwin**
- 17 by Sam Snead
- 11 by Tom Watson
- 11 by Jack Nicklaus
- 10 by Tom Kite
- 10 by Gary Player
- 10 by Julius Boros
- 9 by Vicente Fernandez
- 9 by Raymond Floyd
- 9 by Bob Charles
- 9 by Chi Chi Rodriguez
- 9 Gil Morgan



Hale Irwin

MOST ROUNDS UNDER PAR

- 33 by Hale Irwin
- 33 by Sam Snead
- 24 by Jack Nicklaus
- 24 by Julius Boros
- 22 by Bob Charles
- 22 by Raymond Floyd
- 21 by Dana Quigley
- 21 by Gary Player
- 20 by Isao Aoki
- 20 by Chi Chi Rodriguez
- 20 by Dale Douglass
- 18 by Lee Trevino
- 18 by Pete Cooper
- 18 by Vicente Fernandez

MOST CHAMPIONSHIPS WON

- 6 by Sam Snead (1964, 1965, 1967, 1970, 1972, 1973)
- 4 by Hale Irwin (1996, 1997, 1998, 2004)
- 3 by Gary Player (1986, 1988 & 1990)
- 3 by Eddie Williams (1942, 1945 & 1946)
- 3 by Al Watrous (1950, 1951 & 1957)
- 2 by Jock Hutchison (1937 & 1947)
- 2 by Gene Sarazen (1954 & 1958)
- 2 by Paul Runyan (1961 & 1962)
- 2 by Julius Boros (1971 & 1977)
- 2 by Arnold Palmer (1980 & 1984)
- 2 by Don January (1979 & 1982)

- 2 by Lee Trevino (1992 & 1994)
- 2 by Jay Haas (2006 & '2008)
- 2 by Tom Watson (2001 & '11)

MOST TIMES RUNNER-UP

- 6 by Jock Hutchison (1940,42,45,46,49,51)
- 4 by Julius Boros (1972,73,74,82)
- 3 by John Barnum (1963,64,66)

MOST TOP 3 FINISHES

- 11 by Jock Hutchison
- 9 by Sam Snead
- 7 by Hale Irwin
- 6 by Don January
- 6 by Julius Boros
- 5 by Al Watrous

MOST TOP 5 FINISHES

- 12 by Jock Hutchison
- 11 by Sam Snead
- 10 by Julius Boros
- 9 by Hale Irwin
- 7 by Chi Chi Rodriguez
- 7 by Fred Haas
- 6 by Don January
- 6 by Eddie Williams
- 6 by Pete Cooper

MOST TOP 10 FINISHES

- 15 by Sam Snead
- 12 by Jock Hutchison
- 11 by Pete Cooper
- 11 by Julius Boros
- 11 by Joe Lopez Sr.
- 9 by Hale Irwin
- 8 by Jack Nicklaus
- 8 by Gary Player
- 8 by Fred Haas
- 8 by Eddie Williams
- 8 by Al Watrous

MOST TOP 25 FINISHES

- 17 by Sam Snead
- 16 by Fred Haas
- 15 by Joe Lopez Sr.
- 13 by Pete Cooper
- 12 by Hale Irwin
- 12 by Jock Hutchison
- 12 by Jack Isaacs
- 11 by Jack Nicklaus
- 11 by Gary Player
- 11 by Bob Charles
- 11 by Julius Boros
- 11 by Charles Sifford
- 11 by Errie Ball
- 11 by Clarence Doser

WIRE-TO-WIRE CHAMPIONS (SINCE 1958, WHEN CHAMPIONSHIP BECAME 72 HOLES)

- Sam Snead in 1964
- Sam Snead in 1973
- Don January in Dec. '79
- Arnold Palmer in Jan. '84
- Peter Thomson in Dec. '84
- Gary Player in 1986
- Jack Nicklaus in 1991
- Doug Tewell in 2000 (Reduce to 54 holes due to weather)
- Hale Irwin in 2004
- Roger Chapman in 2012

FOUR ROUNDS IN THE 60S, SAME SENIOR PGA CHAMPIONSHIP (SINCE 1958, WHEN CHAMPIONSHIP BECAME 72 HOLES)

Herman Barron (67-67-69-69) in 1963
 Sam Snead (66-66-67-69) in 1973
 Don January (68-68-67-67) in December, 1979
 John Cook (69-66-69-69) in 2012

MOST "HEARTBREAKING" ROUNDS

1955 by 1st Round Leader Mike Murra 66-75-76 to finish T-2nd
 1956 by 1st Round Leader Bill Black 68-76-76 to finish T-4th
 1958 by 3rd Round Leader Mortie Dutra 69-71-73-82 to finish T-6th
 1959 by 1st Round Leader Jack Isaacs 66-75-77-73 to finish T-13th
 1959 by 2nd Round Leader Dick Metz 67-71-77-72 to finish 6th
 1959 by Charles Burkart 68-81-76-79 to finish T-64th
 1960 by 1st Round Co-Leader Leland Gibson 68-75-75-74 to finish 6th
 1960 by Ernest Schneiter Jr. 69-77-80-82 to finish T-56th
 1960 by Michael Serino 69-76-77-80 to finish T-32nd
 1961 by 1st Round Leader Buck White 63-73-78-74 to finish T-12th
 1961 by Dick Metz 67-74-78-71 to finish T-18th
 1961 by 3rd Round Leader Clarence Doser 68-67-72-75 to finish 3rd
 1962 by John Barnum 67-71-70-78 to finish 12th
 1966 by 1st Round Leader Skee Riegel 67-77-75-77 to finish T-12th
 1966 by Chandler Harper 68-76-78-80 to finish T-26th
 1968 by 1st Round Leader Joseph Malia 69-79-77-80 to finish T-33rd
 1971 by 1st Round Leader Bob Hamilton 66-76-76-75 to finish T-5th
 1971 by 2nd Round Leader Tommy Bolt 69-68-76-76 to finish 2nd
 1976 by 1st Round Leader Fred Wampler 67-74-72-75 to finish 2nd
 1976 by Bob Watson 68-73-74-81 to finish T-6th
 Feb, '79 by 1st Round Co-Leader George Bayer 69-79-75-73 to finish T-13th
 1981 by 1st Round Co-Leader Al Balding 68-77-73-75 to finish T-14th
 1982 by 1st Round Co-Leader Bob Goalby 68-75-74-73 to finish T-3rd
 1986 by 1st Round Co-Leader Miller Barber 68-77-80-71 to finish T-12th
 1986 by Fred Hawkins 69-76-81-82 to finish T-42nd
 1988 by 1st & 2nd Round Leader Bob Charles 64-73-78-78 to finish T-11th
 1988 by George Lanning 69-79-75-78 to finish T-27th
 1993 by 1st Round Leader Larry Ziegler 66-76-75-76 to finish T-39th
 1993 by Ed Dalto n 68-76-81-75 to finish T-58th
 1994 by Raymond Floyd 69-69-69-75 (42 On Back Side, 5-over on the last 4 holes) to finish T-3rd
 1996 by Bud Allin 72-67-75-73 to finish T-4th
 1995 by John Bland 67-77-71-73 to finish T-7th
 2000 by 1st round co-leader Seiji Ebihara 68-77-76 to finish T46th
 2001 by Arnold Palmer 71-83 to miss the cut
 2002 by 1st round co-leader Ted Goin 68-76-79-73 to finish T60th
 2003 by 1st round co-leader Mike San Filippo 68-70-78-73 to finish T34th
 2004 by Tom Strueber 70-81 to miss the cut
 2005 by Bob Gilder 70-83 to miss the cut

2006 by Larry Nelson 70-81 to miss the cut
 2008 by 2nd round leader Tom Purtzer, 73-67-81-71 to finish 12th
 2009 by 2nd round leader Ross Drummond, 70-66-76-76 to finish T37th
 2010 by 1st round co-leader Bernhard Langer, 66-75-75-75 to finish T23rd
 2011 by 1st & 2nd round leader Kiyoshi Murota 66-67-74-72 to finish 3rd

WINNING THE SENIOR PGA CHAMPIONSHIP IN FIRST ATTEMPT

Jock Hutchison in 1937
 Jack Burke Sr. in 1941
 Charles McKenna in 1948
 Al Watrous in 1950
 Pete Burke in 1956
 Sam Snead in 1964
 Fred Haas Jr. in 1966
 Tommy Bolt in 1969
 Julius Boros in 1971
 Roberto De Vicenzo in 1974
 Charles Sifford in 1975
 Don January in Dec. '79
 Arnold Palmer in 1980
 Miller Barber in 1981
 Gary Player in 1986
 Tom Wargo in 1993
 Hale Irwin in 1996
 Allen Doyle in 1999
 Doug Tewell in 2000
 Fuzzy Zoeller in 2002
 Mike Reid in 2005
 Denis Watson in 2007
 Michael Allen in 2009

LONGEST TIME IT TOOK TO WIN A SENIOR PGA CHAMPIONSHIP

Pete Cooper Won His Championship in 1976 on His 12th Try

OLDEST CHAMPION

62 Years old, Jock Hutchison in 1947
 61 Years, 8 months old, Tom Watson in 2011
 61 Years, 1 month old, Pete Cooper in 1976
 60 Years old, Sam Snead in 1973

OLDEST CHAMPION SINCE THE START OF THE CHAMPIONS TOUR (1980)

61 Years, 8 months old, Tom Watson in 2011
 58 Years, 2 months, 21 days, John Jacobs in 2003

YOUNGEST CHAMPION

50 Years, 26 Days, Don January in 1979
 50 Years, 1 Month, 21 Days Fred Haas in 1966

WINNERS OF THE SENIOR PGA CHAMPIONSHIP AND PGA CHAMPIONSHIP

PLAYER	PGA CHAMPIONSHIP	SENIOR PGA CHAMPIONSHIP
Raymond Floyd	1969 & '82	1995
Lee Trevino	1974 & '84	1992 & '94
Jack Nicklaus	1963, '71, '73, '75 & '80	1991
Gary Player	1962 & '72	1986, 1988, 1990
Don January	1967	Dec 1979 & '82
Julius Boros	1968	1971 & '77
Sam Snead	1942, '49, '51, '64, '65, '67, '70, '72 & '73	
Chandler Harper	1950	1968
Paul Runyan	1934 & '38	1961 & '62
Gene Sarazen	1922, '23, & '33	1954 & '58
Jock Hutchison	1920	1937 & '47

WINNERS OF THE SENIOR PGA CHAMPIONSHIP, PGA CHAMPIONSHIP AND U.S. OPEN

PLAYER	PGA CHAMPIONSHIP	U.S. OPEN	SENIOR PGA CHAMPIONSHIP
Raymond Floyd	1969 & '82	1986	1995
Lee Trevino	1974 & '84	1968 & '71	1992 & '94
Jack Nicklaus	1963, '71, '73, '75 & '80	1962, '67, '72 & '80	1991
Gary Player	1962 & '72	1965	1986, '88 & '90
Julius Boros	1968	1952 & '63	1971 & '77
Gene Sarazen	1922, '23, & '33	1922 & '32	1954 & '58