



45TH PGA PROFESSIONAL NATIONAL CHAMPIONSHIP

presented by Club Car, Mercedes-Benz USA and OMEGA

JUNE 24 - 27, 2012

BAYONET AND BLACK HORSE GOLF COURSES | SEASIDE, CALIF.

Defending Champion: David Hutsell

FACTS & FORMAT

Television

Sunday, June 24 GOLF Channel

Monday, June 25 GOLF Channel

Tuesday, June 26 GOLF Channel

Wednesday, June 27 GOLF Channel

Prize Money and Awards The 2012 PGA Professional National Championship features a \$550,000 purse. The 2012 Champion's name will be inscribed on the Walter Hagen Cup, which is enshrined at the PGA Museum of Golf in Port St. Lucie, Fla.

The 2012 PGA Professional National Champion receives exemptions for the following:

2012 PGA Championship

2013 PGA Cup

Six PGA Tour events over a 12-month period

Method of Play Stroke play, four rounds, 18 holes daily on two courses. The entire field of 312 will compete on each course once in the first two rounds. Following the first 36 holes of play, the field will be reduced to the low 70 scorers and those tied for 70th place. Those players will compete in the final two rounds on the Bayonet Golf Course. In the event of a tie for first place upon completion of play, there will be a hole-by-hole playoff starting on the 18th hole. If still tied, players will advance to Hole No. 17 repeated. Playoff for the top 20 PGA Championship qualifiers will be a hole-by-hole format starting on Hole No. 10, and if still tied on to holes 11 through 18 repeated.

Eligibility The field of 312 will be limited to those PGA members who are eligibly employed as PGA Professionals and in certain pre-established membership classifications as of May 9, 2012. The PGA of America reserves the right to determine whether or not any applicant is so employed and to reject any applicant who does not meet the requirements.

No player will be eligible if he or she has played in more than 10 combined Adams Golf Pro Tour Series, Australia/New Zealand Tour, Canadian Tour, Champions Tour, Dakotas Tour, European Seniors Tour, Futures Tour, Gateway Tour, Heartland Players Seniors Tour, Hooters Tours (Professional Series, Winter Series and Carolina Series), JPGA, JPGA Senior Tour, JPGA Tour, LPGA, LPGT, Nationwide Tour, PGA Challenge Tour, PGA European Tour, PGA Tour, Tarheel Tour (eGolf Tour), The Asian Tour, The Safari

Tour, The Sunshine Tour, and/or WPTG tournaments played between May 7, 2011 and May 8, 2012. The U.S. Open, U.S. Senior Open, PGA Championship and Senior PGA Championship presented by KitchenAid are excluded from the 10-tournament count.

The 2011 PGA Assistant Champion will be exempt into the national field, provided that he or she was a PGA member at the time he or she won the Championship, and is eligibly employed or in an eligible PGA classification at the time of entry into the PGA Professional National Championship.

Rules and Regulations The Rules of Golf, which govern play, are determined by the United States Golf Association and applied by the PGA of America Rules Committee. The PGA Professional National Championship is subject to the overall supervision of the PGA Board of Directors and the PGA Rules Committee.

THE WALTER HAGEN CUP



Presented to the PGA Professional National Champion, the Walter Hagen Cup is named after the legendary golfer, five-time PGA Champion and one of the 35 Charter members of The PGA of America. Hagen elevated the role of the PGA Professional

throughout his career. The Haig's inspirational career is reflected by today's PGA Professionals in the national championship — displaying playing skills under a national spotlight while also serving their respected facilities and golf communities as managers, merchandisers and respected teachers of the game. The PGA Professional National Champion receives a replica of the crystal Walter Hagen Cup, which stands 14 ½ inches high, 12 inches wide and weighs 17 ½ pounds.

THE PGA PROFESSIONAL'S SHOWCASE HEADS TO THE MONTEREY PENINSULA



The 17th hole at Bayonet Golf Course in Seaside, Calif.

Bayonet and Black Horse Golf Courses, a pair of challenging venues that overlook California's famed Monterey Peninsula to host the 45th PGA Professional National Championship presented by Club Car, Mercedes-Benz and OMEGA. It marks the 11th time that The PGA of America's showcase event for PGA Professionals will be contested in California, and first since 1996. It is the second visit by the Championship to Northern California, and first since 1970, when Rex Baxter triumphed at Sunol Valley Country Club, some 32 miles southeast of San Francisco.

Bayonet and Black Horse Golf Courses, named in honor of two U.S. Army divisions, occupy property that was once part of the former Fort Ord military base near Seaside, Calif. The courses earned national recognition in 2010 when they hosted the Second Stage of PGA Tour Qualifying School and a U.S. Open qualifying event.

Bayonet Golf Course features an uphill, dogleg right, 476-yard, par-4 ninth hole that exemplifies the course's significant challenge following the Gene Bates' redesign, which included new Jacklin T1 bentgrass throughout both courses. Black Horse presents players with the challenging par-3 15th, which was created in its renovation and overlooks the bay to fit into one of the premier holes on the Monterey Peninsula. Golf Digest ranked Bayonet and Black Horse No. 21 in its 2012 list of "America's 75 Toughest Courses."

Bayonet Course will host the final two National Championship rounds in 2012, which will be televised live by Golf Channel.

Bayonet was designed by Gen. Robert B. McClure in 1954, redesigned by Bates and opened in 2007. The course was named in honor of the Seventh Infantry Light Fighter Division

(Bayonet Division). The par-72, 7,104-yard design, with its narrow corridors and steep bunkering, is considered one of the most difficult tests of golf on the Monterey Peninsula.

Retaining its classic, tree-lined character, while showcasing Bates' elegant bunkering and graceful greens, the new Bayonet offers expanded views of the bay. Although the overall length of Bayonet has increased only 16 yards, the strategic and visual impact created by Bates' bunkering is immeasurable. The front nine, which debuted in May of 2007, is different from the original layout in several ways — mostly notably the order that the holes are played has changed and a spectacular new ninth hole has been created. Overall, the addition of Bates' classic bunkering, punctuated by snow-white sand, and removal of the Kikuyu and poa annua grasses in the fairways and greens have produced a substantial improvement to Bayonet's playing conditions.

With the removal of the Kikuyu and poa annua, all of the new turf is Jacklin T1 Bentgrass, a type that is superior in density and performance that will allow not only for better roll, but will harmonize with the state-of-the-industry drainage and irrigation systems installed on all 36 holes.

One of the most dramatic design changes to the greens is the more level putting surface on what was the par-4 seventh hole (now the fifth hole on the side).

Black Horse Golf Course, a 1964 joint original design by Gen. McClure and Gen. Edwin Carnes, was named in honor of the 11th Cavalry Regiment (Black Horse), which was stationed at the Presidio of Monterey (1919-1940). Carnes was the commanding general of Fort Ord from 1963 to 1965. Today,

Black Horse is a 7,024-yard, par-72 layout that was renovated in 1998 by Chris Gray and redesigned by Bates in 2008. It features sweeping vistas of the Pacific Ocean and highlighted by fescue-framed fairways, bunker with distinctive, serrated edges and slick contoured greens.

The redesign of Bayonet and Black Horse Golf Courses began with the removal of the Kikuyu and poa annua, with Jacklin T1 Bentgrass, a strain that is superior in density and performance and will allow not only for better roll, but will harmonize with the state-of-the-industry drainage and irrigation systems installed on all 36 holes.

Showcasing Bates' elegant bunkering and graceful greens, the new Black Horse offers expanded views of the bay.

Distinctively different than its previous design, Black Horse has been transformed from a series of tightly tree-lined holes to a more open, flowing and comfortable environment. Moreover, the strategic and visual impact is nonetheless developing into the ideal complement to Bayonet.

Black Horse is comprised of new tees, fairways, greens, and bunkering on each hole. It follows much of the original route, but takes several new directions, mostly notably are the 14th (par 4) and 15th (par 3). The 15th is an entirely new and repositioned par-3, already noted as being one of the signature holes on the property. Facing the bay with a wide view of the water and city as its backdrop, the hole also will play into a prevailing wind. A series of bunkers protect the right side of the green, with collection areas both left and rear.

THE 45TH PGA PROFESSIONAL NATIONAL CHAMPIONSHIP-PROPOSED YARDAGES (BAYONET COURSE)

HOLE	1	2	3	4	5	6	7	8	9	OUT	10	11	12	13	14	15	16	17	18	In	TOTAL
PAR	5	4	4	3	4	3	4	5	4	36	5	4	4	4	3	4	4	3	5	36	72
MENS YARDS	548	440	368	205	348	224	395	602	450	3,580	518	389	420	480	195	372	394	227	530	3,525	7,105
WOMENS YARDS	490	360	332	176	310	189	340	543	395	3,135	465	355	378	418	175	323	330	200	475	3,119	6,254

THE 45TH PGA PROFESSIONAL NATIONAL CHAMPIONSHIP-PROPOSED YARDAGES (BLACK HORSE COURSE)

HOLE	1	2	3	4	5	6	7	8	9	OUT	10	11	12	13	14	15	16	17	18	In	TOTAL
PAR	5	3	4	4	3	4	4	5	4	36	4	4	5	4	4	3	4	3	5	36	72
MENS YARDS	536	220	394	447	200	266	396	552	422	3,433	418	452	509	426	368	182	330	198	588	3,471	6,904
WOMENS YARDS	454	186	358	401	180	230	352	485	366	3,012	371	402	450	377	324	141	295	170	495	3,025	6,037

PGA PROFESSIONAL NATIONAL CHAMPIONSHIP - THE PGA PROFESSIONAL'S SHOWCASE

The PGA Professional National Championship began in 1968, to provide additional playing opportunities for PGA Professionals. In more than three decades, it has become a showcase event for PGA Professionals, featuring some of the finest players in the Association. Formerly a 360-player field, the format of the PGA Professional National Championship was converted from 1997-2005 to a larger nationwide event featuring the finest 156 players at the peak of their games.

Previously, the Championship was contested after the golf season had ended across much of the United States. In 1997, local Sectional PGA Professional Championships were created, along with four new Regional PGA Professional Championships. The National Championship then moved its dates to one month prior to the PGA Championship. Following the 2004 fall season, the Regional PGA Professional Championships were discontinued, focusing more on the Section Championships and National Championship.

The Championship has been conducted in 16 states in the previous 44 years: Arizona, California, Florida, Georgia, Indiana, Kentucky, Missouri, New Mexico, New York, North Carolina, Ohio, Oklahoma, Oregon, Pennsylvania, South Carolina and Wisconsin.

The list of Champions over the past 44 years includes: Sam Snead, Bob Rosburg, Ed Dougherty, Bruce Fleisher; Larry Gilbert; Rex Baxter Jr., Don Massengale, Laurie Hammer, Larry Webb, Bob Boyd, Brett Upper, Bruce Zabriski and Mike Small.

In 1997, the 30th National Championship was the first to be televised live by Golf Channel to millions of viewers across the U.S., Canada, China, Japan, Korea, Latin America, Malaysia, the Middle East, Scandinavia and Singapore. This year's PGA Professional National Championship has a potential audience of 110 million.

The 45th PGA Professional National Championship features a field of 312 players who have advanced from the 41 PGA Section Championships, along with past Champions. The final 36 holes of the National Championship will be conducted on one course, featuring a field of the low 70 scorers and ties. The Championship will distribute a total purse of more than \$1.65 million, which will be awarded in both the Section and National Championships.

CHAMPIONS THROUGH THE YEARS

	YEAR	CHAMPION/SECTION	SCORE	RUNNER-UP (S)	SITE
Inaugural	1968	Howell Fraser, (NY)	272	Chuck Malchaski, Bob Rosburg	Century CC & Roadrunner CC, Scottsdale, Ariz.
2nd	1969	Bob Rosburg, (GAT)*	275	Jimmy Wright	Roadrunner CC & San Marcos CC, Chandler, Ariz.
3rd	1970	Rex Baxter, (NO)	285	Ernie George, Bob Duden	Sunol (Calif.) Valley CC
4th	1971	Sam Snead, (TS)	275	Jerry Steelsmith, Ron Letellier	Pinehurst (N.C.) Resort & CC
5th	1972	Don Massengale, (ME)	280	Bob Bruno	Pinehurst (N.C.) Resort & CC
6th	1973	Rives McBee, (NT)	282	Stan Brian	Pinehurst (N.C.) Resort & CC
7th	1974	Roger Watson*, (CA)	284	Sam Snead	Pinehurst (N.C.) Resort & CC
8th	1975	Roger Watson*, (CA)	279	David Jimenez	Callaway Gardens Resort, Pine Mountain, Ga.
9th	1976	Bob Galloway, (CA)	280	George Lanning, Larry Gilbert, Jim Ferriell	Callaway Gardens Resort, Pine Mountain, Ga.
10th	1977	Laurie Hammer, (SF)	282	Steve Benson	Callaway Gardens Resort, Pine Mountain, Ga.
11th	1978	John Gentile*, (ME)	276	Jim Ferree	Callaway Gardens Resort, Pine Mountain, Ga.
12th	1979	Buddy Whitten*, (MI)	278	Jack Lewis	Callaway Gardens Resort, Pine Mountain, Ga.
13th	1980	John Traub, (MI)	283	Jim Albus	PGA National GC, Palm Beach Gardens, Fla.
14th	1981	Larry Gilbert*, (KY)	285	Don Padgett II	PGA National GC, Palm Beach Gardens, Fla.
15th	1982	Larry Gilbert, (KY)	284	Steve Benson	PGA National GC, Palm Beach Gardens, Fla.
16th	1983	Larry Webb, (SW)	283	Bob Ford	La Quinta (Calif.) Hotel/Mission Hills
17th	1984	Bill Schumaker*, (IN)	284	Gary Ostrega	PGA National GC, Palm Beach Gardens, Fla.
18th	1985	Ed Dougherty, (PH)	277	Jim White	La Quinta (Calif.) Hotel/Mission Hills
19th	1986	Bob Lenzion, (NE)	284	Bob Betley	PGA West/La Quinta (Calif.) Hotel/Mission Hills
20th	1987	Jay Lumpkin, (NF)	279	Jeff Roth, Bob Menne	PGA West/La Quinta (Calif.) Hotel/Mission Hills
21st	1988	Robert Boyd*, (CA)	287	Rick Morton	Pinehurst (N.C.) Resort & CC
22nd	1989	Bruce Fleisher, (SF)	277	Jeff Thomsen	PGA West/La Quinta (Calif.) Hotel/Mission Hills
23rd	1990	Brett Upper, (NF)	275	Gibby Gilbert, Larry Gilbert	PGA West/La Quinta (Calif.) Hotel/Mission Hills
24th	1991	Larry Gilbert, (KY)	267	Gene Fieger, Ron McDougal	Doral Resort & CC, Miami
25th	1992	Ron McDougal, (ME)	273	Sammy Rachels	PGA West/La Quinta (Calif.) Hotel/Mission Hills
26th	1993	Jeffrey Roth, (MI)	275	John Lee	PGA National GC, Palm Beach Gardens, Fla.
27th	1994	Sammy Rachels*, (NF)	284	Darrell Kestner, Ron McDougal	Marriott's Tan-Tar-A Resort/The Oaks Crs., Osage Beach, Mo. North Port National GC, Lake Ozark, Mo. The Lodge of Four Seasons/Jones Crs., Osage Beach, Mo.
28th	1995	Steve Schneider, (UT)	278	John DeForest, Bob Ford	PGA West/La Quinta (Calif.) Hotel/Mission Hills
29th	1996	Darrell Kestner, (ME)	271	Dan Bateman	PGA West/Nicklaus Private, Palmer Private, Weiskopf Private, La Quinta, Calif.
30th	1997	Bruce Zabriski, (ME)	281	Steve Schneider, Jay Overton, Mike Burke Jr.	Pinehurst (N.C.) Resort & CC
31st	1998	Mike Burke Jr., (NJ)	281	Bob Gaus	Pinehurst (N.C.) Resort & CC
32nd	1999	Jeff Freeman, (SC)	287	Milan Swilor, Christopher Toulson, Brett Upper	Whistling Straits (Straits Course), Kohler, Wis.
33rd	2000	Tim Thelen*#, (ST)	214	Mark Brown	Oak Tree Golf <N>Club, Edmond, Okla.
34th	2001	Wayne DeFrancesco, (MA)	278	Tim Thelen, Don Berry, Mark Brown, John Aber	Crosswater Club, Sunriver, Ore.
35th	2002	Barry Evans, (TS)	281	Mike Gilmore	Valhalla Golf Club, Louisville, Ky.
36th	2003	Tim Thelen, (ST)	282	Steve Schneider	Twin Warriors GC, Santa Ana Pueblo, N.M.
37th	2004	Bob Sowards, (SO)	276	Mike Small	Longaberger Golf Club, Nashport, Ohio
38th	2005	Mike Small, (IL)	289	Travis Long	The Ocean Course, Kiawah Island, S.C.
39th	2006	Ron Philo Jr.*, (ME)	278	Alan Schulte	Turning Stone Resort & Casino, Verona, N.Y.
40th	2007	Chip Sullivan, (MA)	281	Mike Small, Ryan Benzel	Crosswater Club, Sunriver, Ore.
41st	2008	Scott Hebert, (MI)	289	Sonny Skinner	Great Waters Course & Reynolds Landing, Greensboro, Ga.
42nd	2009	Mike Small, (IL)	277	Steve Schneider	Twin Warriors Golf Club & Santa Ana Golf Club, Santa Ana Pueblo, N.M.
43rd	2010	Mike Small, (IL)	278	Sonny Skinner	The Pete Dye Course & Donald Ross Course French Lick, Ind.
44th	2011	David Hutsell*, (MA)	274	Faber Jamerson, Scott Erdmann	Hershey (Pa.) Country Club, East & West Courses

*Won Playoff #-Shortened to 54 holes due to inclement weather

PGA SECTIONS WITH NATIONAL CHAMPIONS - THE PAST 44 YEARS

(37 individuals/21 Sections- Section Affiliation at Time of Victory)

Metropolitan (ME)	6	New Jersey (NJ)	2	Northern Texas (NT)	1
Carolinas (CA)	4	South Florida (SF)	2	Northern Ohio (NO)	1
Michigan (MI)	4	Southern Texas (ST)	2	Philadelphia (PH)	1
Illinois (IL)	3	Tri-State (TS)	2	Southern California (SC)	1
Kentucky (KY)	3	Gateway (GAT)*	1	Southern Ohio (SO)	1
North Florida (NF)	3	Indiana (IN)	1	Southwest (SW)	1
Middle Atlantic (MA)	3	New England (NE)	1	Utah (UT)	1

*Section formerly E. Missouri

2011 David Hutsell of Baltimore, Md., will be the first to declare that good things happen to those who wait and can learn from heartbreak. A decade ago in Sunriver, Ore., Hutsell lost a playoff for a berth in the PGA Championship. On a Wednesday afternoon at Hershey Country Club, locked in the biggest playoff of his professional career in the 44th PGA Professional National Championship, Hutsell drew upon that experience in the great Northwest, caught a break and went on to capture his first national title.

The 40-year-old PGA director of instruction at The Elkridge Club in Baltimore rolled home an eight-foot birdie putt on the second playoff hole, the par-4 17th that he had birdied one hour earlier in regulation, defeating Faber Jamerson of Appomattox, Va., and Scott Erdmann of Tigard, Ore., who had bowed out of the playoff one hole

“Golf came to me late in life. To see where I started, and to where I am now, you could not have imagined it in 15 years ago. Not a chance.”

earlier. The trio had battled on a sunny, gusty day to an 11-under-par 274 total after regulation in the showcase event for PGA Professionals presented by Club Car and Mercedes-Benz.

“It’s my biggest accomplishment in golf by far,” said Hutsell, a former college baseball player who had been a member of a golf course maintenance crew before his college, Towson University, formed a golf team. “Golf came to me late in life. To see where I started, and to where I am now, you could not have imagined it 15 years ago. Not a chance.”

Hutsell, who led the field in greens in regulation (60 of 72), closed with a 3-under-par 68, which featured four birdies and an eagle to offset two bogeys. He saved par on the 18th hole to open the playoff by chipping from back of the green to within three feet. Erdmann, the third-round leader, and a PGA assistant professional at Oswego Lake Country Club in Lake Oswego, Ore., posted a 72, but dropped out of the playoff after

Champion: David Hutsell, Baltimore, Md.

Site: Hershey (Pa.) Country Club

East & West Courses

Date: June 26-29

Course: East Course

Par: 71 **Yardage:** 7,040

Course: West Course

Par: 72 **Yardage:** 6,750

Purse: \$550,000 **Field:** 312

Cut at 143 88 players advanced

failing to get up and down from a front greenside bunker for par.

“I started out really slow and was fighting myself after bogeying the first few holes,” said Erdmann. “I was trying to tell myself to be patient. It was great to get into the experience, to get into the playoff. It was a tough bunker shot and just didn’t nip it well.”


Jamerson, a PGA general manager at Falling River Country Club in Appomattox, finished with a 70, and nearly curled in a 35-foot birdie putt at 18 to win in regulation. He had a 25-footer in the playoff for a second chance to victory that didn’t reach the hole.

Danny Balin of Greenwich, Conn., 29, who finished fourth for the second consecutive year, delivered the finest performance of his career, but it was all too late. Balin turned in a sizzling course record, 8-under-par 63 at 276.

“It was a dream day, and I really can’t complain knowing that I played this well and still will be going to the PGA Championship,” said Balin, the PGA assistant professional at Burning Tree Country Club in Greenwich, whose gem of a round featured an eagle and six birdies. He broke the course mark of 64, and nearly dropped a 30-footer on the 18th green.

Marty Jertson of Phoenix, Ariz., Brad Lardon of College Station, Texas, and Robert McClellan of Butler, Pa., were in a group at 278, and defending Champion Mike Small of Champaign, Ill., who ended with a 72, led a group of three at 279.

Hutsell earned \$75,000 from a \$550,000 total purse and became the third Middle Atlantic PGA Section Professional to capture the National Championship, following friends Wayne DeFrancesco of Columbia, Md., who triumphed in 2001 and Champion Chip Sullivan of Troutville, Va., who won in 2007 – both titles coming at Crosswater Club in Sunriver.



“I got an email from Chip this morning,” said Hutsell, breaking into a big grin. “We played each other in the Section Match Play Championship in April, and he beat me. He said, ‘Go out and win this thing, so I can say I beat the National Champion.’ Playing in this Championship, you can learn so much about what you need to work on.

“There were a lot of guys struggling out there, and I’ve been there before with a lot on the line. This golf course wasn’t an easy one. When I was in that playoff in 2001, I didn’t have my game on Sunday. I didn’t make it. You kind of take those experiences and learn from them.”

Jamerson saw his opportunity to extend the playoff fade when his tee shot on the 17th hole came to rest at the base of a tree.

“I got a bad break in the playoff,” said Jamerson, but I hit it there.” The ball was four inches from the trunk of the tree and I hit it left-handed, and then faced a 140-yard approach. I tugged it and hit it into no-man’s land.”

Jamerson pitched from the back of the green in four, then two-putted for double bogey.

Hutsell, who had seen Jamerson’s struggles, hit a wedge from the left rough after catching a good lie and hit his wedge approach to eight feet. He then rolled in the decisive birdie putt.

“Faber got an unfortunate break on 17,” said Hutsell. “He’s a great player and those things will happen. We have played a little golf together over the years and you hate to see that happen to anybody. I got a good break. He has better eyes than me and saw my ball kick out of the grass.”

STATISTICS FOR THE TOP PLAYERS AT THE 2011 PGA PROFESSIONAL NATIONAL CHAMPIONSHIP

Place	Player (score)	Fairway Hits	Greens in Regulation	Sand Saves	Putts per GIR	Total Putts
Win	David Hutsell (-11)	38/56 - 67.86%	(T8) 60/72 - 83.33%	(1) 1/2 - 50.00%	(T24) 1.72 (14)	120 (T40)
T-2	Faber Jamerson (-11)	33/56 - 58.93%	(T33) 55/72 - 76.39%	(T6) 3/8 - 37.50%	(47) 1.71 (10)	119 (T29)
T-2	Scott Erdmann (-11)	28/56 - 50.00%	(T72) 48/72 - 66.67%	(T31) 1/5 - 20.00%	(T70) 1.56 (2)	108 (T1)
4	Danny Balin (-9)	37/56 - 66.07%	(T13) 49/72 - 68.06%	(T24) 1/5 - 20.00%	(T70) 1.71 (T11)	114 (T11)
T-5	Marty Jertson (-7)	31/56 - 55.36%	(T49) 58/72 - 80.56%	(2) 2/3 - 66.67%	(T9) 1.83 (54)	126 (T75)
T-5	Brad Lardon (-7)	31/56 - 55.36%	(T49) 53/72 - 73.61%	(T8) 2/7 - 28.57%	(T61) 1.75 (20)	119 (T29)
T-5	Robert McClellan (-7)	28/56 - 50.00%	(T72) 53/72 - 73.61%	(T8) 1/2 - 50.00%	(T24) 1.79 (T35)	123 (T56)
T-8	Jeff Sorenson (-6)	29/56 - 51.79%	(T61) 57/72 - 79.17%	(T3) 4/7 - 57.14%	(T17) 1.81 (43)	122 (T50)
T-8	Mike Small (-6)	29/56 - 51.79%	(T61) 53/72 - 73.61%	(T8) 1/3 - 33.33%	(T51) 1.77 (28)	121 (T43)
T-8	Sean Dougherty (-6)	33/56 - 58.93%	(T33) 49/72 - 68.06%	(T24) 3/7 - 42.86%	(T41) 1.65 (4)	114 (T11)
11	Brian Cairns (-4)	35/56 - 62.50%	(T23) 43/72 - 59.72%	(T68) 8/11 - 72.73%	(8) 1.63 (3)	109 (T4)
T-12	Steve Schneiter (-3)	28/56 - 50.00%	(T72) 45/72 - 62.50%	(T56) 4/10 - 40.00%	(T43) 1.73 (15)	117 (T20)
T-12	Mike Northern (-3)	42/56 - 75.00%	(T1) 49/72 - 68.06%	(T24) 1/3 - 33.33%	(T51) 1.73 (16)	115 (T14)
T-12	Bob Sowards (-3)	35/56 - 62.50%	(T23) 53/72 - 73.61%	(T8) 2/5 - 40.00%	(T43) 1.87 (65)	123 (T56)
T-12	Stuart Smith (-3)	29/56 - 51.79%	(T61) 41/72 - 56.94%	(T76) 4/7 - 57.14%	(T17) 1.78 (31)	108 (T1)

HOW THE COURSES PLAYED DURING THE 2011 PGA PROFESSIONAL NATIONAL CHAMPIONSHIP

HERSHEY COUNTRY CLUB EAST COURSE

Hole	1	2	3	4	5	6	7	8	9	10	11	12	13	14	15	16	17	18
Par	5	3	4	4	4	5	4	3	4	4	4	4	3	5	4	3	4	4
Yards	500	204	448	437	356	554	458	203	420	393	420	414	187	540	467	215	430	456
Eagles	6	0	0	0	1	8	0	1	0	2	0	2	0	3	0	1	0	0
Birdies	141	64	37	51	121	125	32	35	42	79	46	67	50	133	29	37	47	53
Pars	285	296	282	284	297	274	266	290	313	312	315	310	309	277	232	258	281	274
Bogeys	39	115	142	130	52	63	156	144	106	76	109	93	107	56	184	139	136	130
Dbl. Bog.	8	4	17	14	7	8	23	9	16	9	7	7	12	8	31	42	14	19
Others	0	0	1	0	1	1	2	0	2	1	2	0	1	2	3	2	1	3
'11 Avg	4.80	3.12	4.30	4.22	3.89	4.88	4.37	3.26	4.21	4.03	4.17	4.08	3.18	4.87	4.48	3.40	4.25	4.26
Rank	18	12	4	8	15	16	3	5	9	14	11	13	10	17	1	2	7	6

1st round average - 73.83
 2nd round average - 73.91
 3rd round average - 72.81
 4th round average - 74.28
 Overall average - 73.75

Rounds in the 60s - 12
 Rounds in the 60s - 14
 Rounds in the 60s - 11
 Rounds in the 60s - 4
 Rounds in the 60s - 41

Rounds under par - 19
 Rounds under par - 22
 Rounds under par - 24
 Rounds under par - 10
 Rounds under par - 75

Rounds at par - 13
 Rounds at par - 13
 Rounds at par - 11
 Rounds at par - 6
 Rounds at par - 43

Rounds over par - 124
 Rounds over par - 118
 Rounds over par - 50
 Rounds over par - 69
 Rounds over par - 361

HERSHEY COUNTRY CLUB WEST COURSE

Hole	1	2	3	4	5	6	7	8	9	10	11	12	13	14	15	16	17	18
Par	4	5	4	4	3	4	5	3	4	4	4	3	5	4	5	4	3	4
Yards	437	568	354	307	176	345	550	232	389	422	354	180	568	354	501	427	162	424
Eagles	0	1	0	0	0	1	3	0	0	0	0	0	1	2	15	0	0	1
Birdies	31	68	39	36	37	58	87	20	42	42	58	19	63	70	122	26	61	39
Pars	207	193	203	197	204	216	184	179	221	211	203	216	208	187	144	209	185	184
Bogeys	66	45	58	65	69	33	34	100	42	57	44	75	36	49	26	72	50	78
Dbl. Bog.	8	4	8	12	1	4	3	12	6	2	3	2	4	4	4	5	14	10
Others	0	1	4	2	1	0	0	0	0	0	4	0	0	0	1	0	2	0
'11 Avg	4.16	4.96	4.16	4.19	3.12	3.94	4.83	3.33	4.04	4.06	4.02	3.19	4.93	3.95	4.63	4.18	3.07	4.18
Rank	6	13	7	T2	8	15	17	1	11	10	12	T2	16	14	18	5	9	4

Overall average - 72.90

HOW DAVID HUTSELL PLAYED DURING THE 2011 PGA PROFESSIONAL NATIONAL CHAMPIONSHIP

*Donald East																		
Hole	1	2	3	4	5	6	7	8	9	10	11	12	13	14	15	16	17	18
Par	5	3	4	4	4	5	4	3	4	4	4	4	3	5	4	3	4	4
Yards	500	204	448	437	356	554	458	203	420	393	420	414	187	540	467	215	430	456
Round 1	5	3	5	3	3	5	5	3	4	4	4	3	4	5	4	2	3	5
West Par	4	5	4	4	3	4	5	3	4	4	4	3	5	4	5	4	3	4
Yards	437	568	354	307	176	345	550	232	389	422	354	180	568	354	501	427	162	424
Round 2	4	4	5	6	3	4	4	3	3	4	4	3	5	3	5	3	2	5
East Hole	1	2	3	4	5	6	7	8	9	10	11	12	13	14	15	16	17	18
Par	5	3	4	4	4	5	4	3	4	4	4	4	3	5	4	3	4	4
Yards	500	204	448	437	356	554	458	203	420	393	420	414	187	540	467	215	430	456
Round 3	4	3	4	4	3	5	4	2	4	4	4	4	3	5	4	3	4	3
Round 4	4	3	4	4	3	3	4	3	4	4	5	3	3	5	4	5	3	4

*Note round two was played on the West course, rounds 1, 3 & 4 on the East course

2011 PGA PROFESSIONAL NATIONAL CHAMPIONSHIP SUMMARY

Place	Name	Score	Winnings	Place	Name	Score	Winnings	Place	Name	Score	Winnings				
1	David Hutsell	69-70-67-68-274	\$75,000.00	T48	Kyle Sanders	74-69-73-73-289	\$2,440.00	CUT	Keith Burt	73-71-144					
T2	Faber Jamerson	68-67-69-70-274	\$41,000.00	T48	David Hronek	70-71-74-74-289	\$2,440.00	CUT	Tom Sipula	73-71-144					
T2	Scott Erdmann	65-68-69-72-274	\$41,000.00	T48	Mitch Lowe	74-69-70-76-289	\$2,440.00	CUT	Chris Dachisen	72-72-144					
4	Danny Balin	75-68-70-63-276	\$27,500.00	T52	Sonny Skinner	70-73-72-75-290	\$2,255.00	CUT	Brock Shafer	75-69-144					
T5	Marty Jertson	68-70-70-70-278	\$20,483.33	T52	Frank Bensel	72-71-70-77-290	\$2,255.00	CUT	Mitch Flemming	69-75-144					
T5	Brad Lardon	71-69-68-70-278	\$20,483.33	T52	Scott Ford	73-68-72-77-290	\$2,255.00	CUT	Quinn Griffing	75-69-144					
T5	Robert McClellan	70-68-66-74-278	\$20,483.33	T52	Jeffrey Peck	73-69-71-77-290	\$2,255.00	CUT	Frank McAuliffe III	70-74-144					
T8	Jeff Sorenson	65-68-76-70-279	\$15,000.00	T56	Rob Labritz	70-73-75-73-291	\$2,115.00	CUT	Bill Murchison III	73-71-144					
T8	Mike Small	67-71-69-72-279	\$15,000.00	T56	Shawn Koch	71-72-74-74-291	\$2,115.00	CUT	Mark Sheftic	72-72-144					
T8	Sean Dougherty	67-64-72-76-279	\$15,000.00	T56	Eric Cobb	71-70-74-76-291	\$2,115.00	CUT	Carl Cooper	71-73-144					
11	Brian Cairns	68-72-71-70-281	\$12,000.00	T56	Paul Scaletta	72-67-75-77-291	\$2,115.00	CUT	Tom Waitrovich	71-73-144					
T12	Steve Schneider	71-72-70-69-282	\$9,000.00	T56	David Tentis	71-71-69-80-291	\$2,115.00	CUT	Barry Evans	72-72-144					
T12	Mike Northern	70-69-74-69-282	\$9,000.00	T61	Brett Melton	73-69-80-70-292	\$1,950.00	CUT	Dennis Miller	71-73-144					
T12	Bob Sowards	70-68-68-76-282	\$9,000.00	T61	Blake Watts	67-74-77-74-292	\$1,950.00	CUT	Mark Evenson	70-74-144					
T12	Stuart Smith	68-67-69-78-282	\$9,000.00	T61	Dwayne Randall	70-72-76-74-292	\$1,950.00	CUT	Bill Van Orman	75-69-144					
T16	Jeff Coston	73-67-72-71-283	\$6,005.00	T61	Perry Arthur	73-69-75-75-292	\$1,950.00	CUT	Don Berry	72-72-144					
T16	Rob Moss	69-71-72-71-283	\$6,005.00	T61	Frank Dully	70-68-79-75-292	\$1,950.00	CUT	Tim White	72-72-144					
T16	Craig Stevens	71-69-70-73-283	\$6,005.00	T61	John Bushka	71-69-76-76-292	\$1,950.00	CUT	Bill Israelson	68-76-144					
T16	Dan Olsen	72-67-69-75-283	\$6,005.00	T61	Blayne Hobbs	73-70-72-77-292	\$1,950.00	CUT	Simon McGreal	74-70-144					
T20	Craig Thomas	71-71-71-71-284	\$5,310.00	T68	Burke Cromer	75-68-78-72-293	\$1,787.50	CUT	Lee Houtteman	74-71-145					
T20	Keith Ohr	71-68-73-72-284	\$5,310.00	T68	Darin Fisher	73-66-80-74-293	\$1,787.50	CUT	Phil Bowers	74-71-145					
T20	Jeff Freeman	72-70-70-72-284	\$5,310.00	T68	Shane Zywiec	71-72-75-75-293	\$1,787.50	CUT	Len Siter	71-74-145					
T20	Todd Camplin	72-67-70-75-284	\$5,310.00	T68	Bill Sautter	69-73-75-76-293	\$1,787.50	CUT	David Desantis	76-69-145					
T24	Doug Rohrbaugh	72-71-71-71-285	\$4,545.00	T68	Olly Thomson	72-70-74-77-293	\$1,787.50	CUT	Larry King	76-69-145					
T24	Rick Schuller	72-71-71-71-285	\$4,545.00	T68	Rick Leibovich	72-70-73-78-293	\$1,787.50	CUT	Matt Slowing	73-72-145					
T24	Stuart Deane	73-68-73-71-285	\$4,545.00	74	Mike Barge	72-71-77-74-294	\$1,700.00	CUT	Charles Frost	75-70-145					
T24	Chris Starkjohann	71-71-71-72-285	\$4,545.00	75	Christopher D. Johnson	67-73-78-77-295	\$1,675.00	CUT	Ron Philo Jr.	74-71-145					
T24	Lonny Alexander	66-74-73-72-285	\$4,545.00	T76	Mike O'Toole	73-69-77-77-296	\$1,587.50	CUT	Shannon Friday	70-75-145					
T24	Bob Gaus	71-71-70-73-285	\$4,545.00	T76	John Bierkan	73-70-75-78-296	\$1,587.50	CUT	Fran Marrello	69-76-145					
T24	Ryan Helminen	73-69-70-73-285	\$4,545.00	T76	Cleve Coldwater	71-71-76-78-296	\$1,587.50	CUT	James Blair	73-72-145					
T24	Chip Johnson	73-67-70-75-285	\$4,545.00	T76	Chris Case	69-72-76-79-296	\$1,587.50	CUT	Tom Atchison	73-72-145					
T32	Adam Decker	70-73-69-74-286	\$3,777.00	T76	Craig Berner	68-72-76-80-296	\$1,587.50	CUT	Jerry Tucker	71-74-145					
T32	Sean McCarty	69-72-71-74-286	\$3,777.00	T76	Patrick Vadden	71-68-77-80-296	\$1,587.50	CUT	Ned Weaver	72-73-145					
T32	David Paeglow	70-71-71-74-286	\$3,777.00	82	Matt Ganshaw	70-73-76-78-297	\$1,500.00	CUT	Carl Baker	70-75-145					
T32	Scott Hebert	72-68-70-76-286	\$3,777.00	83	Tracy Phillips	69-73-78-78-298	\$1,475.00	CUT	Jim Sobb	71-74-145					
T32	Jim Estes	68-71-71-76-286	\$3,777.00	84	Ben Bryson	73-70-76-81-300	\$1,450.00	CUT	Tracy Vest	74-71-145					
T37	Tim Fleming	69-71-75-72-287	\$3,215.00	85	Dustin Volk	70-73-80-78-301	\$1,425.00	CUT	Rich Steinmetz	71-74-145					
T37	Cameron Doan	74-68-71-74-287	\$3,215.00	THE FOLLOWING PLAYERS MISSED THE CUT								CUT	David McNabb	73-72-145	
T37	Darrell Kestner	68-70-74-75-287	\$3,215.00	CUT	Bill Walker	72-72-144		CUT	Matt Baird	71-75-146					
T37	Oliver Peacock	73-69-70-75-287	\$3,215.00	CUT	JC Anderson	75-69-144		CUT	Kyle Flinton	73-73-146					
T37	Steven Gotsche	71-67-72-77-287	\$3,215.00	CUT	Chris Moody	74-70-144		CUT	Jake Narro	74-72-146					
T37	Jeff Martin	67-71-71-78-287	\$3,215.00	CUT	Dennis Winters	74-70-144		CUT	Mike Miles	74-72-146					
T43	Rob Hunt	71-71-73-73-288	\$2,695.00	CUT	Kevin Shields	72-72-144		CUT	Gary Cressend	75-71-146					
T43	Chad Proehl	74-66-75-73-288	\$2,695.00	CUT	Kris Moe	70-74-144		CUT	Brooks Blackburn	72-74-146					
T43	Mike Moses	73-69-72-74-288	\$2,695.00	CUT	David Carich	72-72-144		CUT	Jeff Jordan	73-73-146					
T43	Jason Owen	68-73-72-75-288	\$2,695.00	CUT	James Brown	72-72-144		CUT	Joe Dolby	70-76-146					
T43	Bruce Smith	71-67-74-76-288	\$2,695.00					CUT	Chip Sullivan	75-71-146					
T48	Stu Ingraham	73-70-73-73-289	\$2,440.00					CUT	Matt Nice	72-74-146					

2010 In Mike Small's world, where few PGA Professionals have walked, his most formidable opponent may be himself. The University of Illinois men's coach rallied from a near-disastrous start in the final round of the 43rd PGA Professional National Championship at French Lick (Ind.) Resort, knocking home three birdies in his final five holes for a 1-over-par 73. That crucial run on The Pete Dye Course sealed a three-stroke victory at 8-under-par 278 over longtime friend Sonny Skinner of Sylvester, Ga., earning him \$75,000, and a piece of history with a record-tying third National Championship. Small joined Gilbert and Roger Watson (1974, '75) as the only back-to-back Champions.

The 44-year-old from Champaign, Ill., who had blitzed the field after 54 holes with a competitive course record 65 to build a four-stroke cushion, arrived on a Wednesday afternoon and immediately searched for answers. He began sliding fast to 4-over-par through 11 holes. Small reached down to find some of the

Champion: Mike Small, Champaign, Ill.	
Site:	Donald Ross Course & The Pete Dye Course
	French Lick, Ind.
Date:	June 27-30
Course:	Donald Ross Course
Par: 72	Yardage: 6,885
Course:	The Pete Dye Course
Par: 72	Yardage: 7,174
Purse: \$550,000	Field: 312
	Cut at 147 84 players advanced



previous day's magic with birdies at 14, 16 and 17, holding Skinner, who closed with a third straight 1-under-par 71.

Skinner, a PGA teaching professional at River Pointe Golf Club in Albany, Ga., and a runner-up in 2008, caught Small with a birdie at 15, only to fail to get up and down from a bunker for par at the treacherous 16th hole, which ended his title bid. Mark Sheftic of Blue Bell, Pa, who tied for second in 2009, finished third with a 283 after a 70. Danny Balin of Greenwich, Conn., a 28-year-old former soccer player and a first-time competitor, was alone in fourth at 284 after a 75.

Small is the only Illinois PGA Section member to win the National Championship, and added to his legacy by once again overcoming the field on a Pete Dye-designed course. His 2005 title came at The Ocean Course in Kiawah, Island, S.C., which Dye opened in 1991.

Small sealed his victory with the birdie binge, highlighted by his performance at 16, a 216-yard hole over water with a hole cut on the upper right-hand quadrant. Small used a 3-iron that covered the flag, rolling to within three feet of the flagstick.

Championship Summary

Place	Name	Score	Winnings	Place	Name	Score	Winnings	Place	Name	Score	Winnings
1	Mike Small	68-72-65-73-278	\$75,000.00	T-42	Jeff Hull	67-78-75-75-295	\$2,620.00	CUT	Loren Personett	78-70-148	
2	Sonny Skinner	68-71-71-71-281	\$48,000.00	T-42	Chad Proehl	77-69-72-77-295	\$2,620.00	CUT	Vince Ramagli	73-75-148	
3	Mark Sheftic	72-72-69-70-283	\$34,000.00	T-42	Dwayne Randall	70-77-75-73-295	\$2,620.00	CUT	Tom Sipula	78-70-148	
4	Danny Balin	73-68-68-75-284	\$27,500.00	T-42	Brian Thornton	68-79-74-74-295	\$2,620.00	CUT	Stuart Smith	77-71-148	
5	Troy Pare	67-77-68-73-285	\$23,250.00	T-42	Paul Trittler	73-71-75-76-295	\$2,620.00	CUT	Craig Thomas	73-75-148	
T-6	David Hutsell	72-74-70-70-286	\$18,233.34	T-52	Shawn Mcentee	73-72-74-77-296	\$2,271.66	CUT	Kevin Triefenbach	76-72-148	
T-6	Mitch Lowe	74-69-68-75-286	\$18,233.33	T-52	Clark Spratlin	74-72-73-77-296	\$2,271.67	CUT	Dustin Volk	77-71-148	
T-6	Chip Sullivan	69-73-71-73-286	\$18,233.33	T-52	David Wedzik	77-70-75-74-296	\$2,271.67	CUT	John Wade	71-77-148	
T-9	Stu Ingraham	72-70-70-75-287	\$14,250.00	T-55	Jamie Elliott	73-74-78-72-297	\$2,160.00	CUT	Matthew Zavadij	71-77-148	
T-9	Keith Ohr	72-69-71-75-287	\$14,250.00	T-55	James Kane	74-70-78-75-297	\$2,160.00	CUT	Dale Abraham	73-76-149	
T-11	Ryan Benzel	70-70-70-78-288	\$10,125.00	T-55	Steve Schneider	74-73-80-70-297	\$2,160.00	CUT	Ty Armstrong	79-70-149	
T-11	Scott Hebert	69-73-71-75-288	\$10,125.00	T-55	Eric Williamson	78-69-71-79-297	\$2,160.00	CUT	Charlie Brown	74-75-149	
T-11	Rob Moss	69-70-73-76-288	\$10,125.00	T-59	Craig Brischke	71-76-76-75-298	\$2,002.15	CUT	Carl Cooper	72-77-149	
T-11	Tim Thelen	69-74-70-75-288	\$10,125.00	T-59	Sean Graham	70-73-75-80-298	\$2,002.14	CUT	Sean English	76-73-149	
T-15	Kyle Flinton	77-66-71-75-289	\$6,175.83	T-59	John Farrah	74-70-76-78-298	\$2,002.14	CUT	Frank Esposito Jr.	78-71-149	
T-15	Rob Labritz	75-72-72-70-289	\$6,175.83	T-59	Matt Murdoch	77-69-75-77-298	\$2,002.14	CUT	Mark Evenson	77-72-149	
T-15	Rob McClellan	73-73-74-69-289	\$6,175.84	T-59	Mark Rummings	73-70-74-81-298	\$2,002.14	CUT	Jon Fiedler	69-80-149	
T-15	Jason Schmuhl	72-71-77-69-289	\$6,175.84	T-59	Derek Sanders	79-68-74-77-298	\$2,002.14	CUT	Jeff Freeman	76-73-149	
T-15	Bruce Smith	71-69-73-76-289	\$6,175.83	T-59	Dirk Schultz	71-76-77-74-298	\$2,002.15	CUT	Jaysen Hansen	80-69-149	
T-15	Rich Steinmetz	71-71-71-76-289	\$6,175.83	T-66	Frank Bensel	72-73-80-74-299	\$1,862.50	CUT	Scott Holly	73-76-149	
T-21	Steve Orrick	71-74-73-73-290	\$5,310.00	T-66	Mark Brown	73-73-74-79-299	\$1,862.50	CUT	Brett Jones	78-71-149	
T-21	Jeff Sorenson	74-67-70-79-290	\$5,310.00	T-66	David Paeglow	65-78-77-79-299	\$1,862.50	CUT	Rick Leibovich	71-78-149	
T-23	Bob Gaus	68-79-74-70-291	\$4,965.00	T-66	Kevin Savage	73-73-79-74-299	\$1,862.50	CUT	Grant Masson	68-81-149	
T-23	Justin Hicks	71-74-69-77-291	\$4,965.00	T-70	Perry Arthur	78-69-76-77-300	\$1,775.00	CUT	Mike Miles	70-79-149	
T-23	Wes Skaggs	71-72-72-76-291	\$4,965.00	T-70	David Hanson	71-76-77-76-300	\$1,775.00	CUT	Derek Niszczczak	79-70-149	
T-26	Barry Evans	71-74-73-74-292	\$4,605.00	T-70	Rick Schuller	76-69-77-78-300	\$1,775.00	CUT	Lee Rinker	77-72-149	
T-26	Brock Shafer	75-71-71-75-292	\$4,605.00	T-73	Eric Cobb	74-73-78-76-301	\$1,700.00	CUT	Billy Rosinia	75-74-149	
T-26	Gus Ulrich	72-75-72-73-292	\$4,605.00	T-73	Brad Lardon	74-73-81-73-301	\$1,700.00	CUT	Bill Schumaker	70-79-149	
T-29	Boomer Erick	76-71-73-73-293	\$4,125.00	T-73	Jeff Thomsen	73-71-77-80-301	\$1,700.00	CUT	Jeff Seavey	69-80-149	
T-29	Tim Fleming	71-75-72-75-293	\$4,125.00	T-76	Michael Crowley	76-69-82-75-302	\$1,612.50	CUT	Ron Skayhan	77-72-149	
T-29	Blayne Hobbs	73-71-74-75-293	\$4,125.00	T-76	Chris Kaufman	76-71-73-82-302	\$1,612.50	CUT	Todd Smith	74-75-149	
T-29	Brandon Smith	76-71-72-74-293	\$4,125.00	T-76	Jeff Olson	71-75-81-75-302	\$1,612.50	CUT	Lonny Alexander	77-73-150	
T-29	Sean Winters	70-76-75-72-293	\$4,125.00	T-76	Jon Petersen	73-72-77-80-302	\$1,612.50	CUT	Todd Campin	76-74-150	
T-34	Greg Bisconti	72-75-72-75-294	\$3,415.00	80	Jeff Martin	71-72-82-78-303	\$1,550.00	CUT	Jon Chaffee	76-74-150	
T-34	Frank Dully	75-70-76-73-294	\$3,415.00	T-81	Ted Parker	75-72-78-79-304	\$1,512.50	CUT	Cleve Coldwater	72-78-150	
T-34	Mitch Flemming	73-71-74-76-294	\$3,415.00	T-81	Jared Shears	75-70-76-83-304	\$1,512.50	CUT	Darin Fische	75-75-150	
T-34	Ryan Helminen	72-71-78-73-294	\$3,415.00	83	Bill Loeffler	70-76-81-80-307	\$1,475.00	CUT	Keith Grassing	77-73-150	
T-34	Rodney Perry	76-69-71-78-294	\$3,415.00	CUT	Gregory Avant	76-72-148		CUT	Tim Graves	77-73-150	
T-34	John Pillar	72-73-71-78-294	\$3,415.00	CUT	Rodney Cook	74-74-148		CUT	Andrew Gruss	78-72-150	
T-34	Chris Starkjohann	74-69-73-78-294	\$3,415.00	CUT	Keith Dicciani	74-74-148		CUT	Tad Holloway	74-76-150	
T-34	Ron Philo Jr.	77-69-70-78-294	\$3,415.00	CUT	Caine Fitzgerald	75-73-148		CUT	Perry Holmes	75-75-150	
T-42	John Aber	72-71-77-75-295	\$2,620.00	CUT	Steven Gotsche	71-77-148		CUT	Rob Hunt	75-75-150	
T-42	John Bermel	72-75-73-75-295	\$2,620.00	CUT	Scott Heyn	72-76-148		CUT	Gary Mankulich	70-80-150	
T-42	Bill Britton	72-70-76-77-295	\$2,620.00	CUT	Todd Kolb	75-73-148		CUT	Matt Nice	76-74-150	
T-42	Jeff Coston	76-70-74-75-295	\$2,620.00	CUT	Jake Narro	70-78-148		CUT	Jason Owen	69-81-150	
T-42	Ryan Garrity	70-76-73-76-295	\$2,620.00	CUT	Jeffrey Peck	77-71-148		CUT	Matt Slowinski	72-78-150	

Presenting Sponsors: Titleist, FootJoy and Cobra; Club Car; Buick

2009 Forgive Mike Small if he wasn't hanging on his cell phone to mark the first day that college golf coaches can contact recruits. The 2009 Big Ten Conference Coach of the Year was playing hooky by winning a second PGA Professional National Championship.

You're off the hook, Coach.

The 43-year-old Small arrived in the showcase event for PGA Professionals with what he called a "so-so" game the past few months and a bad back that caused him fits the night before the first round. Yet, he rallied on the back nine in the final round at Twin Warriors Golf Club while those ahead of him on the leader board backed up. He closed with a 3-under-par 68 for a 7-under-par 277 total and a one-stroke victory over third-round leader Mark Sheftic of Ambler, Pa., and 1995 National Champion Steve Schneider of Sandy, Utah. Small became one of only four players to win two or more PGA Professional National Championships. The shock for Small wasn't complete until Sheftic and Schneider, playing a group behind, had missed in their bid on the 18th green to force a playoff. Small learned from PGA officials on the practice range that he was a Champion once more.

The drama back on the 18th green came in stages while Small had warmed up hitting a few practice balls. Sheftic, a PGA teaching professional at Merion Golf Club in Ardmore, Pa., hit an 8-iron approach over the green and chipped short before missing a six-foot par putt. Schneider, a PGA assistant professional at Schneider's Pebblebrook in Sandy, Utah, saw his 35-foot birdie putt run two feet past the cup. It was deja' vu' for Schneider, who finished runner-up by a stroke at Twin Warriors when it hosted the 2003 National Championship. Small, the lone Illinois PGA Section member to win this National Championship, has a glossy record since his debut in 2004, including a 70.79 scoring average. He finished runner-up in 2004, won in 2005, was fourth in 2006, shared second in 2007 and tied for 41st in 2008. Small birdied the 13th and 16th holes and came to the 18th green facing a potential winning 35-foot uphill birdie putt. The ball rolled up and just slipped by the left edge of the hole. Small got the boost he needed to stabilize his round and make the title run. It came on the 584-yard 16th hole. He hit a 230-yard 4-iron approach to within 15 feet of the hole. Lee Rinker of Jupiter, Fla., who had not made a cut in two years after finishing third in 2006, closed with a 71 to share fourth at 279 with Craig Thomas of White Plains, N.Y., Ryan Benzel of Bothell, Wash., Eric Lippert of Marina, Calif.



Champion: Mike Small, Champaign, Ill.	
Site:	Santa Ana Golf Club & Twin Warriors Golf Club, Santa Ana Pueblo, N.M.
Date:	June 28 - July 1
Course:	Santa Ana Golf Club
Par:	71 - 7,217 yards
Course:	Twin Warriors Golf Club
Par:	71 - 7,493 yards
Purse:	\$550,000
Field:	312
Cut at:	144
Players advanced:	87

* Final two rounds played at Twin Warriors Golf Club

Small learned from PGA officials on the practice range that he was a Champion once more. The drama back on the 18th green came in stages while Small had warmed up hitting a few practice balls. Sheftic, a PGA teaching professional at Merion Golf Club in Ardmore, Pa., hit an 8-iron approach over the green and chipped short before missing a six-foot par putt. Schneider, a PGA assistant professional at Schneider's Pebblebrook in Sandy, Utah, saw his 35-foot birdie putt run two feet past the cup. It was deja' vu' for Schneider, who finished runner-up by a stroke at Twin Warriors when it hosted the 2003 National Championship.

Small, the lone Illinois PGA Section member to win this National Championship, has a glossy record since his debut in 2004, including a 70.79 scoring average. He finished runner-up in 2004, won in 2005, was fourth in 2006, shared second in 2007 and tied for 41st in 2008. Small birdied the 13th and 16th holes and came to the 18th green facing a potential winning 35-foot uphill birdie putt. The ball rolled up and just slipped by the left edge of the hole.

Small got the boost he needed to stabilize his round and make the title run. It came on the 584-yard 16th hole. He hit a 230-yard 4-iron approach to within 15 feet of the hole.

Lee Rinker of Jupiter, Fla., who had not made a cut in two years after finishing third in 2006, closed with a 71 to share fourth at 279 with Craig Thomas of White Plains, N.Y., Ryan Benzel of Bothell, Wash., Eric Lippert of Marina, Calif.

	Round Avg.	Round Leader	Low Round	Mike Small
Round 1:	74.38	66 - Scott Hebert	66 - Scott Hebert	70 - (T23rd)
Round 2:	73.55	135 - Mark Sheftic	65 - Grant Sturgeon	141 - (T19th)
Round 3:	72.24	205 - Mark Sheftic	65 - Eric Lippert	209 - (T6th)
Round 4:	73.05	277 - Mike Small	66 - Mike Miles	277 - (1st)
Totals:	73.77			

Championship Summary

Place	Name	Score	Winnings	Place	Name	Score	Winnings	Place	Name	Score	Winnings
1	Mike Small	70-71-68-68-277	\$75,000.00	T-29	Shawn Koch	75-68-73-69-285	\$4,125.00	T-59	Eric Barlow	70-72-75-74-291	\$2,028.00
T-2	Mark Sheftic	67-68-70-73-278	\$41,000.00	T-29	Shanny Skinner	71-70-72-72-285	\$4,125.00	T-59	Eric Manning	71-72-71-77-291	\$2,028.00
T-2	Steve Schneider	71-69-67-71-278	\$41,000.00	T-29	Chip Johnson	67-71-74-73-285	\$4,125.00	T-59	Denny Hepler	70-73-74-74-291	\$2,028.00
T-4	Lee Rinker	71-69-68-71-279	\$22,237.50	T-29	Steve Orrick	69-73-71-72-285	\$4,125.00	T-59	Chad Stocker	69-74-69-79-291	\$2,028.00
T-4	Eric Lippert	73-71-65-70-279	\$22,237.50	T-34	Steven Gotsche	73-68-71-74-286	\$3,515.00	T-59	David Von Hoffmann	67-74-72-78-291	\$2,028.00
T-4	Craig Thomas	69-72-70-68-279	\$22,237.50	T-34	Kyle Flinton	67-69-76-74-286	\$3,515.00	T-64	Travis Johns	76-68-78-70-292	\$1,900.00
T-4	Ryan Benzel	69-74-67-69-279	\$22,237.50	T-34	John Hickson	71-71-73-71-286	\$3,515.00	T-64	Scott Mallory	73-70-75-74-292	\$1,900.00
T-8	Grant Sturgeon	79-65-67-69-280	\$13,500.00	T-34	Tim Thelen	69-71-76-70-286	\$3,515.00	T-64	Henrik Simonsen	69-71-74-78-292	\$1,900.00
T-8	Todd Lancaster	71-68-68-73-280	\$13,500.00	T-34	Alan Morin	70-72-71-73-286	\$3,515.00	T-64	Mark Voeller	71-72-76-73-292	\$1,900.00
T-8	Robert Gaus	72-69-71-68-280	\$13,500.00	T-34	Mark Fuller	70-72-73-73-286	\$3,515.00	T-64	Kevin Savage	67-73-77-75-292	\$1,900.00
T-8	Keith Dicciani	71-69-67-73-280	\$13,500.00	T-40	Brent Studer	73-70-71-73-287	\$3,015.00	T-69	Tim Fleming	71-71-73-78-293	\$1,750.00
T-8	Tim Weinhart	69-72-69-70-280	\$13,500.00	T-40	Wes Skaggs	71-70-72-74-287	\$3,015.00	T-69	Casey Bourque	71-72-75-75-293	\$1,750.00
T-13	Greg Bisconti	71-68-70-72-281	\$8,500.00	T-40	Dirk Schultz	71-71-70-75-287	\$3,015.00	T-69	Clark Sprattin	71-72-77-73-293	\$1,750.00
T-13	Brian Gaffney	71-70-70-70-281	\$8,500.00	T-40	Charles Meola	68-75-73-71-287	\$3,015.00	T-69	Darrell Kestner	70-72-73-78-293	\$1,750.00
T-13	Sam Arnold	72-71-70-68-281	\$8,500.00	T-44	Chris Endres	74-70-71-73-288	\$2,598.33	T-69	Bill Harvey	71-73-73-76-293	\$1,750.00
T-16	Kevin Roman	72-66-72-72-282	\$5,657.50	T-44	Rod Perry	73-70-76-69-288	\$2,598.33	T-69	Brad Martin	71-73-75-74-293	\$1,750.00
T-16	Tim Graves	74-66-72-70-282	\$5,657.50	T-44	Mickey Yokoi	69-71-74-74-288	\$2,598.34	T-69	Tony Kelley	68-76-72-77-293	\$1,750.00
T-16	Mitch Lowe	75-67-71-69-282	\$5,657.50	T-44	Shane Zywiwec	70-72-73-73-288	\$2,598.34	T-76	Steven Hausmann	76-68-74-76-294	\$1,587.50
T-16	Frank Benschel	73-70-71-68-282	\$5,657.50	T-44	Brett Melton	70-73-74-71-288	\$2,598.33	T-76	John Lee	73-70-72-79-294	\$1,587.50
T-16	Jeff Martin	70-70-72-70-282	\$5,657.50	T-44	Brett Upper	68-75-73-72-288	\$2,598.33	T-76	Jay Norman	73-71-76-74-294	\$1,587.50
T-16	Chris Starkjohann	67-73-69-73-282	\$5,657.50	T-50	Perry Holmes	74-70-72-73-289	\$2,340.00	T-76	Chad Kurlmel	71-72-74-77-294	\$1,587.50
T-16	Mike Miles	70-73-73-66-282	\$5,657.50	T-50	Carl Alexander	73-71-73-72-289	\$2,340.00	T-76	John Gibson	72-72-73-77-294	\$1,587.50
T-16	Scott Hebert	66-76-71-69-282	\$5,657.50	T-50	Brent Johnson	72-72-72-73-289	\$2,340.00	T-76	Vince Jewell	76-76-76-75-294	\$1,587.50
T-24	Chris Moody	75-68-71-69-283	\$4,905.00	T-50	Ron Philo Jr.	70-73-74-72-289	\$2,340.00	82	Jamie Elliott	69-75-76-76-296	\$1,500.00
T-24	Michael Suhre	70-70-69-74-283	\$4,905.00	T-54	Brad Lardon	75-68-71-76-290	\$2,175.00	83	Gary Bebehaar	74-70-76-77-297	\$1,475.00
T-26	Ryan Garrity	70-67-74-73-284	\$4,605.00	T-54	Todd Kolb	71-71-72-76-290	\$2,175.00	T-84	Pete Busch	74-70-77-80-301	\$1,437.50
T-26	Paul Trittler	73-69-72-70-284	\$4,605.00	T-54	Craig Brischke	71-72-71-76-290	\$2,175.00	T-84	Erik Wolf	73-71-77-80-301	\$1,437.50
T-26	Dan Olsen	71-70-69-74-284	\$4,605.00	T-54	Jeff Freeman	70-73-73-74-290	\$2,175.00				
T-29	Mark Brown	74-68-72-71-285	\$4,125.00	T-54	Phil Schmitt	71-73-71-75-290	\$2,175.00				

Presenting Sponsors: Titleist, FootJoy and Cobra; Club Car; Buick

2008 Scott Hebert, whose hometown of Traverse City, Mich. is where the legendary Walter Hagen spent his final years, capped a 41st PGA Professional National Championship with a back-nine charge that the great "Haig" would have applauded. The 39-year-old Hebert, PGA head professional at Grand Traverse Resort & Spa in Acme, Mich., rallied from a three-stroke deficit with birdies on five of his first seven holes of the back nine. It was the momentum he needed for a closing 4-under-par 68 and a one-stroke victory over Sonny Skinner of Sylvester, Ga.



Champion: Scott Hebert, Traverse City, Mich.	
Site:	Great Waters & Reynolds Landing Reynolds Plantation, Greensboro, Ga.
Date:	June 19-22
Course:	Great Waters*
Par:	72 – 7,043 yards
Course:	Reynolds Landing
Par:	72 – 6,926 yards
Purse:	\$550,000
Field:	312
Cut at	146
	91 players advanced

* Final two rounds played at Great Waters Course

Hebert had endured a personal drama a week earlier with the premature birth of his daughter, but was noticeably calm and composed as he crafted a memorable final round for a winning total of 12-under-par 276 on the 7,043-yard, Jack Nicklaus-signature Great Waters layout.

Skinner, 47, the PGA director of golf post at River Pointe Golf Club in Albany, Ga., finished with a 69 after his potential tying birdie putt ran past the 18th hole.

Hebert pitched from 30 yards behind the green to eight feet past the flagstick, then lagged to tap-in range for the victory, the Walter Hagen Cup and became the fourth Michigan PGA Section member to win the National Championship.

Kyle Flinton of Oklahoma City, Okla., who shared the third-round lead, came home with a 72 to finish third at 280. Ryan Benzel of Bothell, Wash., who tied for runner-up last year, had a 67 to share fourth with two-time Champion Tim Thelen of College Station, Texas, who closed with a 69.

Hebert added his name to previous Michigan PGA members who captured the National Championship - Buddy Whitten of Grand Rapids (1979), John Traub of Rochester Hills (1980) and Jeffrey Roth of Flint (1993).

	Course Avg.	Round Leader	Low Round	Scott Hebert
Round 1:	75.21	66 - Paul Dietsche	66 - Paul Dietsche	67 - (2nd)
Round 2:	74.50	138 - Scott Hebert	65 - Charles Meola	138 - (1st)
Round 3:	74.12	211 - Scott Hebert, Kyle Flinton, Sonny Skinner	66 - Colin Amaral & Donald Yrene	211 - (T2nd)
Round 4:	72.79	276 - Scott Hebert	67 - Ryan Benzel & David Long	276 - (1st)
Totals:	74.54			

Championship Summary

Place	Name	Score	Winnings	Place	Name	Score	Winnings	Place	Name	Score	Winnings
1	Scott Hebert	67-71-70-68-276	\$75,000.00	24	Barry Evans	70-76-73-69-288	\$4,485.00	58	Dennis Wells	75-70-76-72-293	\$2,042.50
2	Sonny Skinner	68-71-69-69-277	\$48,000.00	24	Robert Gaus	76-70-74-68-288	\$4,485.00	58	John Seltzer	73-73-75-72-293	\$2,042.50
3	Kyle Flinton	70-69-69-72-280	\$34,000.00	33	James Wahl	72-68-74-75-289	\$3,517.50	58	Bob Ackerman	71-75-76-71-293	\$2,042.50
4	Tim Thelen	73-69-70-69-281	\$25,375.00	33	John Pillar	74-68-73-74-289	\$3,517.50	64	Daniel Wilkins	73-73-72-76-294	\$1,900.00
4	Ryan Benzel	68-75-71-67-281	\$25,375.00	33	Steve Isley	72-72-74-71-289	\$3,517.50	64	Jim Empey	72-70-78-74-294	\$1,900.00
6	Eric Dugas	69-72-70-71-282	\$19,100.00	33	Cameron Doan	75-69-74-71-289	\$3,517.50	64	Larry Scortichini	78-67-75-74-294	\$1,900.00
6	Tim Weinhart	73-67-72-70-282	\$19,100.00	33	Phil Schmitt	70-75-73-71-289	\$3,517.50	64	John Graham	73-73-74-74-294	\$1,900.00
8	Brad Martin	73-69-69-72-283	\$15,750.00	33	Brian Thornton	70-75-74-70-289	\$3,517.50	64	Brian Spitz	72-70-79-73-294	\$1,900.00
8	James Estes	73-71-71-68-283	\$15,750.00	33	Cory Schneider	75-71-73-70-289	\$3,517.50	69	JC Anderson	73-71-75-76-295	\$1,787.50
10	Jeffrey Martin	72-68-70-74-284	\$12,000.00	33	Clark Sprattlin	71-73-77-68-289	\$3,517.50	69	Samuel Kang	74-72-74-75-295	\$1,787.50
10	Donald Yrene	69-76-66-73-284	\$12,000.00	41	Rick Witt	72-71-71-76-290	\$2,915.00	69	Jeff Bender	72-74-76-73-295	\$1,787.50
10	David Long	68-71-78-67-284	\$12,000.00	41	Craig Hocknull	68-77-71-74-290	\$2,915.00	69	Dave Pugh	73-73-77-72-295	\$1,787.50
13	Sam Arnold	71-70-72-72-285	\$9,000.00	41	Mike Small	72-74-74-70-290	\$2,915.00	73	Jerry Haas	77-68-78-73-296	\$1,712.50
13	Curt Sanders	68-73-74-70-285	\$9,000.00	41	Jeff Hull	75-71-75-69-290	\$2,915.00	73	Curt Schnell	73-73-78-72-296	\$1,712.50
15	Alan Morin	69-70-74-73-286	\$6,458.75	45	Matt Slowinski	71-72-71-77-291	\$2,465.00	75	Gordon Vietmeier	72-71-73-81-297	\$1,637.50
15	Vince Jewell	68-73-72-73-286	\$6,458.75	45	Tommy Brannen	75-71-70-75-291	\$2,465.00	75	Peter Micklewright	69-75-76-77-297	\$1,637.50
15	Bradley Dean	70-72-71-73-286	\$6,458.75	45	Todd Lancaster	73-71-73-74-291	\$2,465.00	75	John Andrews	71-73-77-76-297	\$1,637.50
15	Eric Manning	70-74-70-72-286	\$6,458.75	45	Loren Personett	73-71-74-73-291	\$2,465.00	75	Dennis Meyer	77-69-76-75-297	\$1,637.50
19	Rick Leibovich	75-70-69-73-287	\$5,385.00	45	Jim Gormley	77-67-75-72-291	\$2,465.00	79	Ricky Touma	73-71-76-78-298	\$1,537.50
19	Charles Meola	75-65-75-72-287	\$5,385.00	45	Kyle Kelly	70-76-73-72-291	\$2,465.00	79	Shane Zywiec	71-72-78-77-298	\$1,537.50
19	Frank Esposito	71-74-71-71-287	\$5,385.00	45	Rob Corcoran	73-72-75-71-291	\$2,465.00	79	Bob Ralston	75-70-76-77-298	\$1,537.50
19	Cleve Coldwater	75-70-71-71-287	\$5,385.00	45	Kevin Burton	71-75-74-71-291	\$2,465.00	79	Brian Cairns	73-70-80-75-298	\$1,537.50
19	Bruce Smith	76-70-71-70-287	\$5,385.00	45	Christopher Kaufman	74-68-79-70-291	\$2,465.00	83	Paul Dietsche	66-77-82-74-299	\$1,462.50
24	Colin Amaral	73-72-66-77-288	\$4,485.00	54	Rich Steinmetz	73-70-74-75-292	\$2,190.00	83	Pat Stephens	72-72-81-74-299	\$1,462.50
24	Lonny Alexander	70-71-71-76-288	\$4,485.00	54	Gary Robison	73-73-72-74-292	\$2,190.00	85	John T. O'Leary	73-72-86-70-301	\$1,425.00
24	John Hickson	71-74-70-73-288	\$4,485.00	54	Chad Proehl	73-71-76-72-292	\$2,190.00	86	Scott Rath	72-73-80-77-302	\$1,400.00
24	Craig Stevens	72-71-74-71-288	\$4,485.00	54	Rob Wilkin	72-74-74-72-292	\$2,190.00	87	Butch Sheehan	72-74-79-79-304	\$1,375.00
24	Alan Schulte	75-68-74-71-288	\$4,485.00	58	Jake Narro	69-74-73-77-293	\$2,042.50	88	Ryan Roy	72-74-83-76-305	\$1,350.00
24	Terry Hatch	68-78-71-71-288	\$4,485.00	58	Cary Splane	75-71-72-75-293	\$2,042.50	89	Paul Nolen	71-73-86-76-306	\$1,325.00
24	Steve Madsen	71-72-75-70-288	\$4,485.00	58	Brett Melton	76-70-72-75-293	\$2,042.50				

PGA PROFESSIONAL NATIONAL CHAMPIONSHIP

Presenting Sponsors: Titleist, FootJoy and Cobra; Club Car; Buick

2007 Chip Sullivan of Troutville, Va., a man who has suffered the slings and arrows of outrageous fortune with health issues of hemochromatosis and diabetes, both diagnosed in December 2006, put together a memorable final 36 holes to win the 40th PGA Professional National Championship. The 42-year-old head professional at Ashley Plantation in Daleville, Va., began strong with five front-nine birdies to build a three-stroke lead, then cruised despite two closing bogeys for a 2-under-par 70 and a four-stroke victory. He finished with a 72-hole total of 6-under-par 281.



Champion: Chip Sullivan, Troutville, Va.	
Site:	Sunriver (Ore.) Resort
Date:	June 21-24
Course:	Crosswater Golf Club
Par:	72 - 7,563 yards
Course:	Meadows Course
Par:	72 - 7,001 yards
Purse:	\$550,000
Field:	312
Cut at	146
80 players advanced	

*Three rounds played at the Crosswater Course (par 72), one round played at the Meadows Course (par 71)

Sullivan's victory in the showcase event for PGA Professionals made him the second Middle Atlantic PGA Section member to win this National Championship, and coincidentally, he triumphed on the same course where fellow Section member Wayne DeFrancesco of Baltimore, Md., won six years earlier.

Mike Small of Champaign, Ill., the 2005 National Champion, and tournament rookie Ryan Benzel of Bothell, Wash., who holed his approach from the 18th fairway for an eagle, shared second at 285. Small came home with a 73, and Benzel had a 75. Butch Sheehan of Rancho Mirage, Calif., who had a 71, and two-time Champion Tim Thelen of College Station, Texas, who posted a 74, shared fourth at 286. Matt Seitz of Hutchinson, Kan., who had a 72, and Don Yrene of Scottsdale, Ariz., who came in with a 74, and John O'Leary of Reston, Va., who had a 76, shared sixth at 287.

	Course Avg.	Round Leader	Low Round	Chip Sullivan
Round 1:	74.92	66 - Chris Starkjohann	66 - Chris Starkjohann	71 - (T59th)
Round 2:	75.35	137 - Mike Small & Ryan Benzel	65 - Bob Sowards	143 - (T27th)
Round 3:	74.83	210 - Ryan Benzel	68 - Chip Sullivan & Bob Ackerman	211 - (T2nd)
Round 4:	75.83	281 - Chip Sullivan	69 - Matt Call	281 - (1st)
Totals:	74.01			

Championship Summary

Place	Name	Score	Winnings	Place	Name	Score	Winnings	Place	Name	Score	Winnings
1	Chip Sullivan	72-71-68-70-281	\$75,000.00	22	Gregory Avant	70-74-73-74-291	\$4,728.33	52	Eddie Terasa	73-72-74-78-297	\$2,162.00
2	Ryan Benzel	71-66-73-75-285	\$41,000.00	22	Scott Porter	71-71-77-72-291	\$4,728.34	52	John Gibson	75-71-73-78-297	\$2,162.00
2	Mike Small	70-67-75-73-285	\$41,000.00	22	David Quinn	72-70-77-72-291	\$4,728.34	52	Fran Marrello	70-73-77-77-297	\$2,162.00
4	Tim Thelen	69-72-71-74-286	\$25,375.00	31	Bob Ackerman	72-74-68-78-292	\$3,835.00	52	Craig Stevens	70-74-77-76-297	\$2,162.00
4	Butch Sheehan	70-74-71-71-286	\$25,375.00	31	Wayne DeFrancesco	69-71-75-77-292	\$3,835.00	52	Terry Hertzog	70-75-76-76-297	\$2,162.00
6	John O'Leary	72-69-70-76-287	\$18,233.33	31	Ron Philo	77-66-72-77-292	\$3,835.00	52	Bob Ford	70-75-76-76-297	\$2,162.00
6	Don Yrene	70-70-73-74-287	\$18,233.33	31	Gordon Vietmeier	72-71-73-76-292	\$3,835.00	52	John Kendall	72-74-79-72-297	\$2,162.00
6	Matthew Seitz	76-69-70-72-287	\$18,233.34	31	Scott Masters	77-67-74-74-292	\$3,835.00	62	Jason Panter	69-70-79-80-298	\$1,975.00
9	Erik Wolf	75-67-71-75-288	\$12,750.00	31	Jim Woodward	73-68-78-73-292	\$3,835.00	62	John Panek	72-70-77-79-298	\$1,975.00
9	Phil Schmitt	70-74-70-74-288	\$12,750.00	37	Kevin Syring	74-68-76-75-293	\$3,415.00	62	Nevin Sutcliffe	75-71-76-76-298	\$1,975.00
9	Micah Rudosky	76-69-72-71-288	\$12,750.00	37	Jeff Coston	75-71-72-75-293	\$3,415.00	65	Charlie Brown	74-68-77-80-299	\$1,875.00
9	Kelly Mitchum	73-72-73-70-288	\$12,750.00	39	Barry Evans	69-73-75-77-294	\$2,921.25	65	Dennis Burns	71-74-75-79-299	\$1,875.00
13	Scott Hebert	75-66-74-74-289	\$8,500.00	39	Tim Weinhart	71-72-74-77-294	\$2,921.25	65	Mark Fuller	72-73-75-79-299	\$1,875.00
13	Kevin Burton	68-75-72-74-289	\$8,500.00	39	Frank Esposito	67-77-76-74-294	\$2,921.25	65	Gus Ulrich	73-72-76-78-299	\$1,875.00
13	Greg Bisconti	74-71-73-71-289	\$8,500.00	39	Tim Fleming	70-75-75-74-294	\$2,921.25	65	Brendon Post	72-74-76-77-299	\$1,875.00
16	Brett Melton	68-74-73-75-290	\$5,823.33	39	Tony Johnson	74-71-75-74-294	\$2,921.25	70	Larry King	70-75-76-79-300	\$1,787.50
16	Bill Amundsen	67-74-75-74-290	\$5,823.33	39	Steve Isley	68-78-74-74-294	\$2,921.25	70	Pat Stephens	75-71-79-75-300	\$1,787.50
16	Brad Lardon	71-73-72-74-290	\$5,823.33	39	Ian Ziska	76-70-74-74-294	\$2,921.25	72	Chris Tucker	73-71-81-77-302	\$1,750.00
16	Robert McGrath	70-75-72-73-290	\$5,823.33	39	Carl Alexander	73-73-76-72-294	\$2,921.25	73	Paul Wightman	75-71-75-82-303	\$1,700.00
16	Robert Gaus	73-67-79-71-290	\$5,823.34	47	Mike Zinni	68-75-76-76-295	\$2,515.00	73	Louis Bartoletti	72-72-79-80-303	\$1,700.00
16	Matt Call	78-68-75-69-290	\$5,823.34	47	Tad Holloway	74-71-75-75-295	\$2,515.00	73	David Hronek	73-73-78-79-303	\$1,700.00
22	Rick Leibovich	71-70-71-79-291	\$4,728.33	47	Colin Amaral	69-77-75-74-295	\$2,515.00	76	David Hutsell	74-72-73-85-304	\$1,637.50
22	Clark Sprattlin	71-69-75-76-291	\$4,728.33	50	Tony Demaria	74-69-72-81-296	\$2,390.00	76	Jeff Sheppard	70-73-81-80-304	\$1,637.50
22	Brett Upper	75-70-70-76-291	\$4,728.33	50	Scott Frisch	69-73-75-79-296	\$2,390.00	78	John Shawver	77-69-80-79-305	\$1,587.50
22	Bob Sowards	74-65-77-75-291	\$4,728.33	52	Craig Thomas	72-66-76-83-297	\$2,162.00	78	Michael Jackmack	69-76-82-78-305	\$1,587.50
22	Stu Ingraham	69-73-74-75-291	\$4,728.33	52	Simon McGreal	73-70-75-79-297	\$2,162.00	80	James Kane	73-72-82-81-308	\$1,550.00
22	Chris Starkjohann	66-76-75-74-291	\$4,728.34	52	Rick Schuller	76-67-75-79-297	\$2,162.00				

Presenting Sponsors: Titleist, FootJoy and Cobra; Club Car; Buick

2006 Ron Philo Jr. of Westchester, N.Y., performed as if inspired by the legacy of his father, Ron Sr., who won a championship 27 years earlier and some 10 miles east of Atunyote Golf Club. Ron Jr., ignited by a hole-in-one in the final round, went on to win a three-hole playoff, needing just a bogey on the third extra hole to defeat Alan Schulte of Fishers, Ind., and capture the 40th PGA Professional National Championship.



Champion: Ron Philo Jr., Westchester, N.Y.	
Site:	Turning Stone Resort & Casino
Date:	June 22-25, 2006
Course:	Atunyote Golf Club, Vernon, N.Y.
Par:	72 – 7,297 yards
Course:	Shenendoah Golf Club, Verona, N.Y.
Par:	72 – 7,069 yards
Purse:	\$550,000
Field:	312
Cut at:	144
	92 players advanced

Philo set the stage for a wild finish when he recorded the third hole-in-one of his career, holing out a 4-iron on the 199-yard third hole, then just missed a winning birdie putt on the 18th green to finish regulation play with a 4-under-par 68. The timely ace is believed to be the first by a PGA Professional National Champion in the final round.

Schulte, who ended with a 71, and a matching 10-under-par 278, hit his tee shot on the 11th hole into a water hazard, and after a penalty drop, could not get up and down for bogey to extend the playoff.

The victory made Philo the fifth Metropolitan PGA Section member to capture the National Championship. Lee Rinker, of Jupiter, Fla., finished third at 280, after a 70. Defending champion Mike Small, of Champaign, Ill., the head golf coach at the University of Illinois, finished in fourth place at 281, after a 74. Small held the lead through six holes, before an untimely double bogey-bogey collapse on the seventh and eighth holes. Chris Starkjohann, of Cardiff by the Sea, Calif., finished fifth at 282, after a 72.

	Course Avg.	Under Par	At Par	Over Par	Round Leader	Low Round	Ron Philo Jr.
Rd 1: (Atun)	74.41	25	22	109	67 - Alan Schulte & Steve Schneider	67 - Alan Schulte & Steve Schneider	
Rd 1: (Shen)	75.77	32	19	105	67 - Rob Wilkin & Cameron Doan	67 - Rob Wilkin & Cameron Doan	68 - T-5th
Rd 2: (Atun)	75.75	15	10	131	137 - Mike Small	68 - Mike Small & Orist Wells	139 -T-7th
Rd 2: (Shen)	73.54	47	16	93	136 - Alan Schulte	65 - Jeff Coston & Chris Wiemers	
Round 3:	74.01	19	7	66	207 - Mike Small, Alan Schulte	68 - Lee Rinker & Jerry Haas	210 -T-3rd
Round 4:	74.57	15	7	70	278 - Ron Philo Jr. & Alan Schulte	68 - Ron Philo Jr. & Mike Schuchart	289 - 1st
Totals:	74.01	153	81	574			

Championship Summary

Place	Name	Score	Winnings	Place	Name	Score	Winnings	Place	Name	Score	Winnings
1	Ron Philo Jr.	68-71-71-68-278	\$75,000.00	T-30	Matthew Seitz	72-70-73-74-289	\$3,735.00	T-62	Larry George	70-73-74-76-293	\$1,962.50
2	Alan Schulte	67-69-71-71-278	\$48,000.00	T-30	Jim Schuman	73-69-73-74-289	\$3,735.00	T-62	Bob Ford	68-75-75-75-293	\$1,962.50
3	Lee Rinker	76-66-68-70-280	\$34,000.00	T-30	Olly Thomson	74-70-71-74-289	\$3,735.00	T-62	Ben Stewart	72-72-78-71-293	\$1,962.50
4	Mike Small	69-68-70-74-281	\$27,500.00	T-30	Shawn McEntee	71-71-74-73-289	\$3,735.00	T-66	Ted Parker	73-71-68-82-294	\$1,887.50
5	Chris Starkjohann	69-70-71-72-282	\$23,250.00	T-30	Stuart Deane	71-72-73-73-289	\$3,735.00	T-66	Frank Esposito	68-72-77-77-294	\$1,887.50
T-6	Kelly Mitchum	71-69-72-71-283	\$19,100.00	T-30	Michael Fergin	74-69-73-73-289	\$3,735.00	T-68	Derek Sanders	72-72-74-77-295	\$1,750.00
T-6	Craig Thomas	69-71-73-70-283	\$19,100.00	T-30	Jeff Seavey	70-74-72-73-289	\$3,735.00	T-68	Tony DeMaria	73-71-74-77-295	\$1,750.00
T-8	John Aber	71-70-69-74-284	\$14,250.00	T-30	Mark Tomedolskey	74-70-73-72-289	\$3,735.00	T-68	Eddie Terasa	75-69-74-77-295	\$1,750.00
T-8	Donald Yrene	70-69-72-73-284	\$14,250.00	T-40	Mickey Yokoi	70-72-73-75-290	\$2,833.75	T-68	Todd Kolb	72-69-78-76-295	\$1,750.00
T-8	Jeff Coston	77-65-70-72-284	\$14,250.00	T-40	Cary Splane	74-70-71-75-290	\$2,833.75	T-68	Kevin Burton	73-70-76-76-295	\$1,750.00
T-8	Jeffrey Cranford	71-69-73-71-284	\$14,250.00	T-40	Robert Gaus	73-69-74-74-290	\$2,833.75	T-68	Perry Arthur	69-72-80-74-295	\$1,750.00
T-12	Jerry Haas	71-73-68-73-285	\$9,000.00	T-40	Billy Anderson	72-72-72-74-290	\$2,833.75	T-68	Jim White	72-71-78-74-295	\$1,750.00
T-12	Chris Wiemers	74-66-73-72-285	\$9,000.00	T-40	Lindy Miller	74-69-74-73-290	\$2,833.75	T-68	Robert Thompson	70-74-77-74-295	\$1,750.00
T-12	Barry Evans	71-70-73-71-285	\$9,000.00	T-40	Rich Steinmetz	71-73-73-73-290	\$2,833.75	T-68	Charles Meola	71-73-77-74-295	\$1,750.00
T-12	James Kane	70-73-72-70-285	\$9,000.00	T-40	Tim Fleming	71-71-77-71-290	\$2,833.75	T-77	Connie DeMattia	72-70-74-80-296	\$1,600.00
T-16	Greg Bisconti	68-70-73-76-287	\$5,739.28	T-40	Mark Mielke	74-70-76-70-290	\$2,833.75	T-77	Jim Sobb	72-71-73-80-296	\$1,600.00
T-16	Sam Arnold	70-68-75-74-287	\$5,739.28	T-48	Robert Rannow	72-69-72-78-291	\$2,347.50	T-77	Brad Martin	74-70-74-78-296	\$1,600.00
T-16	Tim Weinhart	69-73-71-74-287	\$5,739.28	T-48	John Appleget	70-74-71-76-291	\$2,347.50	T-80	Scott Miller	73-71-73-80-297	\$1,512.50
T-16	Stephen Schneider	67-70-78-72-287	\$5,739.29	T-48	Brett Melton	72-72-71-76-291	\$2,347.50	T-80	Craig Stevens	72-71-75-79-297	\$1,512.50
T-16	Mark Brown	74-68-73-72-287	\$5,739.29	T-48	Tim Graves	70-73-73-75-291	\$2,347.50	T-80	Keith Coleman	68-75-76-78-297	\$1,512.50
T-16	Chip Sullivan	73-69-76-69-287	\$5,739.29	T-48	Frank Benschel	70-74-73-74-291	\$2,347.50	T-80	Mike Russell	71-73-77-76-297	\$1,512.50
T-16	Mike Schuchart	73-70-76-68-287	\$5,739.29	T-48	Cameron Doan	67-74-77-73-291	\$2,347.50	T-84	James Marston	72-72-73-81-298	\$1,437.50
T-23	Don Berry	70-67-74-77-288	\$4,725.00	T-48	Alan Morin	71-71-76-73-291	\$2,347.50	T-84	Jon Stanley	70-72-81-75-298	\$1,437.50
T-23	Quinn Griffing	71-69-73-75-288	\$4,725.00	T-48	Curt Schnell	71-73-74-73-291	\$2,347.50	T-86	Tom Sovay	72-69-79-79-299	\$1,362.50
T-23	Judd Gibb	70-72-71-75-288	\$4,725.00	T-56	Burke Cromer	72-72-71-77-292	\$2,100.00	T-86	Rob Horak	71-73-76-79-299	\$1,362.50
T-23	Tim Thelen	68-75-72-73-288	\$4,725.00	T-56	John Panek	74-70-71-77-292	\$2,100.00	T-86	John Hagemeyer	72-71-79-77-299	\$1,362.50
T-23	John Bermel	68-74-74-72-288	\$4,725.00	T-56	Jeff Jordan	74-69-73-76-292	\$2,100.00	T-86	John Traub	71-71-82-75-299	\$1,362.50
T-23	Troy Schleicher	69-71-77-71-288	\$4,725.00	T-56	Kevin Hayashi	74-70-73-75-292	\$2,100.00	T-90	Cliff Bailey	72-70-79-80-301	\$1,300.00
T-23	Sean Farren	72-70-75-71-288	\$4,725.00	T-56	Charlie Brown	73-69-77-73-292	\$2,100.00	T-91	Eric Morgan	72-72-79-80-303	\$1,275.00
T-30	Rob Wilkin	67-72-73-77-289	\$3,735.00	T-56	Louis Bartoletti	75-69-75-73-292	\$2,100.00	T-92	Scott Leritz	73-71-83-78-305	\$1,250.00
T-30	Kirk Stauffer	72-71-69-77-289	\$3,735.00	T-62	Mark Costaregni	71-71-71-80-293	\$1,962.50				

Presenting Sponsors: Titleist, FootJoy and Cobra; Buick; Club Car; Amstel Light & Buckler

2005 Mike Small of Champaign, Ill., head men's coach at the University of Illinois, withstood the trademark gusts at The Ocean Course, a Pete Dye-a-bolical layout, and a one-day rain delay to win his first National Championship. He closed with a 3-under-par 69 for a winning total of 1-over-par 289, the highest winning total in Championship history. A runner-up a year earlier, Small edged Travis Long of Henderson, Nev., who finished two strokes back after a 71. Long led Small by a stroke after cruising to 5-under par through 11 holes. But his chance to overtake Small faded away on the back nine with a pair of bogeys, capped by a double-bogey when his 7-iron tee shot found the water on the 17th hole. Scott Spence of Shorewood, Minn., the third-round leader, struggled home with a 75 to finish third at 293. Darrell Kestner, the 1996 PGA Professional National Champion from Glen Cove, N.Y., was fourth at 294 after a 70. Suzy Whaley of Farmington, Conn., the lone woman professional in the field and the first to make the cut in National Championship history, finished tied for 64th with a 78.



Champion: Mike Small, Savoy, Ill.	
Site:	The Ocean Course, Kiawah Island, S.C.
Date:	June 23-26, 2005
Par:	72 – 7,355 yards
Purse:	\$500,000 Field: 156
	Cut at 152 75 players advanced

	Course Avg.	Under Par	At Par	Over Par	Round Leader	Low Round	Mike Small
Round 1:	75.75	15	10	131	68 - Mark Mielke & Alan Morin	68 - Mark Mielke & Alan Morin	73 - T-26th
Round 2:	79.06	0	2	153	144 - Alan Morin & Travis Long	72 - Craig Thomas & Brett Melton	149 - T-23rd
Round 3:	79.07	1	1	73	218 - Scott Spence	71 - Mike Small	220 - T-2nd
Round 4:	74.57	12	7	56	289 - Mike Small	67 - Chip Johnson	289 - 1st
Totals:	77.21	28	20	413			

Championship Summary

Place	Name	Score	Winnings	Place	Name	Score	Winnings	Place	Name	Score
1	Mike Small	73-76-71-69-289	\$67,000.00	T-50	Bill Loeffler	79-73-82-73-307	\$2,270.00	Cut	Don Yrene	78-79-157
2	Travis Long	69-75-77-71-292	\$43,000.00	T-55	Quinn Griffing	72-76-83-77-308	\$2,112.50	Cut	Don Winter	79-78-157
3	Scott Spence	73-73-72-75-293	\$32,000.00	T-55	David Quinn	72-78-83-75-308	\$2,112.50	Cut	Bill Schumaker	74-84-158
4	Darrell Kestner	70-77-77-70-294	\$27,000.00	T-55	J.R. Roth	74-77-82-75-308	\$2,112.50	Cut	James Blair	75-83-158
5	Ron A. Philo	73-74-73-75-295	\$23,000.00	T-55	Rick Karbowski	76-75-83-74-308	\$2,112.50	Cut	John Appleget	77-81-158
T-6	Tim Thelen	72-74-75-75-296	\$18,166.66	59	Gus Ulrich	69-79-86-75-309	\$2,025.00	Cut	Dennis Winters	79-79-158
T-6	Brett Melton	75-72-75-74-296	\$18,166.66	T-60	Jim Sobb	71-74-85-80-310	\$1,937.50	Cut	David Thore	79-79-158
T-6	Bob Ford	76-74-74-72-296	\$18,166.66	T-60	Bryan Sullivan	73-79-81-77-310	\$1,937.50	Cut	Chad Hansen	80-78-158
T-9	Rich Steinmetz	70-77-73-77-297	\$12,750.00	T-60	Steve Ball	73-80-80-77-310	\$1,937.50	Cut	John Faidley	80-78-158
T-9	Steve Schnetter	75-73-77-72-297	\$12,750.00	T-60	Chris Bailey	73-80-83-74-310	\$1,937.50	Cut	Scott Gates	77-82-159
T-9	Kelly Milchum	73-76-78-70-297	\$12,750.00	T-64	Suzy Whaley	78-74-81-80-311	\$1,832.50	Cut	Gregory Lee	77-82-159
T-9	Chip Johnson	74-76-80-67-297	\$12,750.00	T-64	Mike Schuchart	72-81-86-72-311	\$1,832.50	Cut	Andrew Zullo	77-82-159
T-13	Alan Morin	68-76-79-75-298	\$8,000.00	T-66	Tom Herzan	71-80-83-78-312	\$1,745.00	Cut	George E. Bryan	78-81-159
T-13	Mark Mielke	68-78-77-75-298	\$8,000.00	T-66	David Paeglow	75-79-82-76-312	\$1,745.00	Cut	Mike Genovese	78-81-159
T-13	Craig Thomas	74-72-77-75-298	\$8,000.00	T-66	Scott Johnson	77-76-85-74-312	\$1,745.00	Cut	Gregg Wolff	79-80-159
T-13	Tim Fleming	74-79-74-71-298	\$8,000.00	T-69	John Reeves	75-77-81-80-313	\$1,660.00	Cut	Bob Ackerman	77-83-160
17	Jeff Coston	74-77-74-74-299	\$6,000.00	T-69	Alan Schulte	76-76-81-80-313	\$1,660.00	Cut	Mitch McQuain	77-83-160
T-18	Chris Starkjohann	73-73-75-79-300	\$5,375.00	T-69	Danny Mulhearn	78-74-81-80-313	\$1,660.00	Cut	Brett Upper	78-82-160
T-18	Rob Moss	70-78-79-73-300	\$5,375.00	72	Matt Seitz	74-73-87-80-314	\$1,610.00	Cut	Stu Ingraham	79-81-160
T-18	Don Berry	72-78-78-72-300	\$5,375.00	T-73	Jim Park	75-78-83-79-315	\$1,560.00	Cut	Scott Leritz	80-80-160
T-18	Dave Tentis	75-79-75-71-300	\$5,375.00	T-73	Joe Boros	74-78-88-75-315	\$1,560.00	Cut	Jeff Hull	80-80-160
T-22	Jeff Martin	71-77-76-77-301	\$4,250.00	T-73	Chris Dachsen	75-78-87-75-315	\$1,560.00	Cut	Oliver Thomson	81-79-160
T-22	Paul Trittler	73-79-74-75-301	\$4,250.00	Cut	Mike Fergin	74-81-155		Cut	Michael Crowley	77-84-161
T-22	John Bernel	74-77-76-74-301	\$4,250.00	Cut	Loren Personett	76-79-155		Cut	Kent Stauffer	78-83-161
T-22	Tom Tobey	71-83-73-74-301	\$4,250.00	Cut	Kevin Giancola	76-79-155		Cut	Tracy Vest	80-81-161
T-22	Mark Fuller	70-80-78-73-301	\$4,250.00	Cut	Jeff Amershadian	76-79-155		Cut	Steve Hausmann	77-85-162
T-22	Tim Weinhart	74-80-74-73-301	\$4,250.00	Cut	Gary Robison	76-79-155		Cut	Steven Vecellio	79-83-162
T-22	Chris Wiemers	76-74-80-71-301	\$4,250.00	Cut	Rob Wilkin	77-78-155		Cut	Tim Krapfel	80-82-162
T-22	Jeff Yurkiewicz	72-80-80-69-301	\$4,250.00	Cut	Mike Lawrence	77-78-155		Cut	Matt Schalk	77-86-163
T-30	Constant DeMattia	73-77-74-78-302	\$3,650.00	Cut	Bob Sowards	77-78-155		Cut	Mike Caporale	85-79-164
T-30	Frank Benschel	73-80-77-72-302	\$3,650.00	Cut	Ronald McDougal	78-77-155		Cut	Bob Makoski	85-80-165
T-32	J.C. Anderson	71-78-78-76-303	\$3,390.00	Cut	Perry Arthur	79-76-155		Cut	Doug Rohrbaugh	73-82-155
T-32	Tad Holloway	72-75-81-75-303	\$3,390.00	Cut	Jon Corliss	74-82-156		Cut	Stuart Deane	72-84-156
T-32	Chan Reeves	77-77-75-74-303	\$3,390.00	Cut	Robert Gaus	75-81-156		Cut	Kevin Burton	73-84-157
T-32	John Mazza	75-73-82-73-303	\$3,390.00	Cut	Roy Biancalana	75-81-156		Cut	Robert M. Deruntz	74-84-158
T-32	Jerry Haas	77-77-76-73-303	\$3,390.00	Cut	John Hickson	75-81-156		Cut	Carl Alexander	75-84-159
T-37	Kelly Maxwell	69-80-80-75-304	\$3,145.00	Cut	Dave Laudien	76-80-156		Cut	Brian Spitz	76-84-160
T-37	Clark Sprattlin	73-77-85-69-304	\$3,145.00	Cut	Lonny Alexander	76-80-156		Cut	Adam Decker	75-86-161
T-39	Mark Yannotta	71-77-82-75-305	\$2,900.00	Cut	John Wallace	77-79-156		Cut	John Traub	74-88-162
T-39	Craig Berner	76-78-78-73-305	\$2,900.00	Cut	Mike Zarembo	77-79-156		Cut	Mike Burke	76-87-163
T-39	Kurt Osborn	72-78-83-72-305	\$2,900.00	Cut	Ricky Touma	77-79-156		Cut	Tim Frazier	79-85-164
T-39	Wayne DeFrancesco	76-77-80-72-305	\$2,900.00	Cut	Michael Harrigan	79-77-156		Cut	Steve Reilly	79-86-165
T-39	Billy Anderson	74-79-82-70-305	\$2,900.00	Cut	Brian C. Smith	80-76-156		Cut	David P. Branham	83-83-166
T-44	Chip Sullivan	73-76-76-81-306	\$2,550.00	Cut	Mike Malaska	81-75-156		Cut	Mark Evenson	86-81-167
T-44	Michael Henderson	72-77-79-78-306	\$2,550.00	Cut	Mike Liming	74-83-157		Cut	Scott Krieger	86-83-169
T-44	Cary Sciorra	75-79-76-76-306	\$2,550.00	Cut	Todd M. Smith	75-82-157		Cut	Grant Turner	89-82-171
T-44	Michael Russell	74-74-84-74-306	\$2,550.00	Cut	Steve Isley	76-81-157		Cut	Lee Johnson	82-91-173
T-44	Jeff Jordan	78-74-80-74-306	\$2,550.00	Cut	Bruce Smith	77-80-157		WD	Bill Israelson	82-78-160
T-44	Barry G. Evans	73-81-81-71-306	\$2,550.00	Cut	Nick Serafino	77-80-157		WD	Ron Skayhan	86-86
T-50	Craig Stevens	73-79-76-79-307	\$2,270.00	Cut	Michael Deuel	77-80-157				
T-50	Kevin Hayashi	76-77-76-78-307	\$2,270.00	Cut	Martin Schiene	77-80-157				
T-50	Curt Schnell	75-78-77-77-307	\$2,270.00	Cut	Mark Brown	78-79-157				
T-50	Bob Boyd	78-75-78-76-307	\$2,270.00	Cut	Robert Thompson	78-79-157				

Presenting Sponsors: Titleist, FootJoy and Cobra; Buick; Club Car

2004 In some 23 rounds at Longaberger Golf Club, Bob Sowards of Columbus, Ohio, had gained enough course knowledge to apply for superintendent. He knew where every putt would break, where every hazard was located and could almost predict every change of direction in the wind.



The only missing piece to a championship puzzle, he said, was when to get aggressive and close out a victory. But Sowards was boosted by his caddie in the final round, along with seven one-putt greens, to hold off Mike Small of Champaign, Ill., by one stroke and win the 37th PGA Professional National Championship. Sowards' closing 2-under-par 70 gave him a winning total of 12-under-par 276, good for a career-high paycheck of \$60,000 in the showcase event for PGA Professionals. A hard day's work also helped provide Sowards with a healthy down payment on a new family home in rural Columbus.

Small, making his first appearance in the National Championship, closed with a solid back-nine 32 and a 69 for a 277 total. Chip Sullivan of Troutville, Va., was third at 280 after a 70.

Champion: Bob Sowards, Columbus, Ohio	
Site:	Longaberger Golf Club, Nashport, Ohio
Date:	June 24-27, 2004
Par:	72 – 7,225 yards
Purse:	\$450,000 Field: 156
Cut at 147 79 players advanced	

Eastern PGA Professional Championship
Sept. 30 - Oct. 3 -Atunyote Golf Club at Turning Stone Resort & Casino, Verona, N.Y.

Champion: Craig Thomas, Lawrence*, N.Y.
72-63-74-70-279 (9-under-par)

Northern PGA Professional Championship
Sept. 28- Oct. 1 - Bunker Hills Golf Course, Coon Rapids, Minn.

Champion: Curt Schnell, Bettendorf, Iowa
68-72-71-71-282 (6-under-par)

Western PGA Professional Championship
Oct. 14-17 - Diablo Grande Golf Club, Patterson, Calif.

Champion: Kevin Burton, Boise, Idaho
68-66-69-70-273 (15-under-par)

Southern PGA Professional Championship
Oct. 14-17 - Currahee Golf Club, Toccoa, Ga

Champion: Steve Hausmann, Columbia, Ill.
70-75-71-65-281 (3-under-par)

* Won sudden-death playoff

Course Avg.	Under Par	At Par	Over Par	Round Leader	Low Round	Bob Sowards
Round 1: 74.29	36	11	109	66 - Mike Small	66 - Mike Small	69 - T-3rd
Round 2: 73.19	44	24	86	134 - Jeff Coston	64 - Jeff Coston	137 - (68) T-2nd
Round 3: 73.97	18	7	54	204 - Jeff Coston, Alan Schulte	69 - Bob Sowards, Frank Bensel	206 - (69) 2nd
Round 4: 73.44	20	9	50	276 - Bob Sowards	65 - Kevin Savage	276 - (70) 1st
Totals: 73.74	118	51	299			

Championship Summary

Place Name	Score	Winnings	Place Name	Score	Winnings	Place Name	Score
1 Bob Sowards	69-68-69-70-276	\$60,000.00	T-51 Frank Esposito	71-72-76-74-293	\$1,980.00	Cut Heikke Nielsen	69-81-150
2 Mike Small	66-72-70-69-277	\$39,000.00	T-51 Steve Mulcahy	73-73-72-75-293	\$1,980.00	Cut Mike Barge	75-75-150
3 Chip Sullivan	70-69-71-70-280	\$28,500.00	T-51 Rob Wilkin	75-70-73-75-293	\$1,980.00	Cut Jim Wahl	78-72-150
T-4 Ron Philo	71-71-71-68-281	\$21,000.00	T-51 Mike Taylor	73-71-74-75-293	\$1,980.00	Cut John Shawver	77-73-150
T-4 Tim Fleming	70-71-70-70-281	\$21,000.00	T-51 Bryan Tunstall	70-71-75-77-293	\$1,980.00	Cut Jerry Haas	75-75-150
T-4 Jeff Coston	70-64-70-77-281	\$21,000.00	T-58 Rob Allen	76-70-75-73-294	\$1,845.00	Cut Tracy Vest	76-74-150
7 Alan Schulte	72-72-69-69-282	\$16,500.00	T-58 Paul Dietsche	76-71-71-76-294	\$1,845.00	Cut Tim Krapfel	74-76-150
8 Steve Schneider	72-69-71-71-283	\$15,000.00	T-60 Jeff Jordan	72-73-79-71-295	\$1,755.00	Cut Vince Ramagli	77-72-151
T-9 Quinn Griffing	69-70-74-71-284	\$12,750.00	T-60 Barry G. Evans	76-69-78-72-295	\$1,755.00	Cut Chad Kurlmel	78-73-151
T-9 Robert Thompson	68-69-72-75-284	\$12,750.00	T-60 Gordon Vietmeier	71-74-77-73-295	\$1,755.00	Cut Brett Upper	77-74-151
T-11 Craig Thomas	76-69-73-68-286	\$8,400.00	T-60 Steve Madsen	75-72-74-74-295	\$1,755.00	Cut Eric Morgan	74-77-151
T-11 Jeffrey Lankford	71-72-72-71-286	\$8,400.00	64 Kelly Maxwell	73-70-75-78-296	\$1,680.00	Cut Louie Bartoletti	74-77-151
T-11 Dave Tentis	70-70-74-72-286	\$8,400.00	T-65 Jon Stanley	74-72-74-77-297	\$1,620.00	Cut Mike Lawrence	76-75-151
T-11 Roy Biancalana	71-72-70-73-286	\$8,400.00	T-65 Todd Erwin	73-72-75-77-297	\$1,620.00	Cut Troy Pare	78-73-151
T-11 Mark Evenson	71-69-71-75-286	\$8,400.00	T-65 Bob Darling	71-68-79-79-297	\$1,620.00	Cut George E. Bryan	77-74-151
16 Sean English	72-69-76-70-287	\$6,000.00	T-68 Lee Houtteman	75-69-79-75-298	\$1,515.00	Cut Rob Gibbons	73-78-151
T-17 Bill Britton	75-70-73-70-288	\$4,800.00	T-68 Ken Conant	76-70-76-76-298	\$1,515.00	Cut Scott Krieger	76-75-151
T-17 Mike Baker	71-71-74-72-288	\$4,800.00	T-68 Jim Kane	74-70-77-77-298	\$1,515.00	Cut Chip Craig	76-75-151
T-17 J.R. Roth	70-73-73-72-288	\$4,800.00	T-68 Scott Johnson	72-74-73-79-298	\$1,515.00	Cut John DiMarco	75-77-152
T-17 Mike Northern	73-73-70-72-288	\$4,800.00	T-72 Gene George	73-74-78-74-299	\$1,425.00	Cut Jim Woodward	73-79-152
T-17 Mike Schuchart	75-70-70-73-288	\$4,800.00	T-72 Don Yrene	74-73-75-77-299	\$1,425.00	Cut Andrew Mogg	79-73-152
T-17 Cary Hungate	69-73-70-76-288	\$4,800.00	T-74 Tony Adcock	72-73-83-72-300	\$1,365.00	Cut Ross Farley	75-77-152
T-23 Bruce Smith	70-72-76-71-289	\$3,975.00	T-74 John Appleget	74-73-76-77-300	\$1,365.00	Cut Dave Fusco	78-74-152
T-23 Bob Boyd	75-71-70-73-289	\$3,975.00	T-76 Craig Stevens	71-76-77-77-301	\$1,290.00	Cut Charlie Bolling	77-75-152
T-23 Zane Zwemke	71-69-75-74-289	\$3,975.00	T-76 Tray Shehee	75-72-77-77-301	\$1,290.00	Cut Will Frantz	78-75-153
T-23 Frank Bensel	77-68-69-75-289	\$3,975.00	T-76 John Lynch	70-75-77-79-301	\$1,290.00	Cut Mark Hughes	75-78-153
T-27 David Quinn	71-76-74-69-290	\$3,161.54	79 Bill Harvey	71-76-81-78-306	\$1,230.00	Cut John Reeves	74-79-153
T-27 Gary Robison	75-70-75-70-290	\$3,161.54	Cut Shawn McEntee	75-73-148		Cut Stephen Keppler	73-80-153
T-27 Chip Johnson	73-71-74-72-290	\$3,161.54	Cut Lee Rinker	73-75-148		Cut Stan Bickel	78-75-153
T-27 Tim Thelen	72-73-73-72-290	\$3,161.54	Cut Rick Schuller	77-71-148		Cut Chris van der Velde	78-75-153
T-27 Michael Henderson	70-72-75-73-290	\$3,161.54	Cut Tom Sipula	77-71-148		Cut Tom Sutter	79-74-153
T-27 Tim Weinhart	71-72-74-73-290	\$3,161.54	Cut Brian Groszek	76-72-148		Cut James Blair	76-77-153
T-27 Bob Ford	71-71-74-74-290	\$3,161.54	Cut Mark Mielke	73-75-148		Cut Paul Alexander	77-76-153
T-27 Gus Ulrich	70-70-76-74-290	\$3,161.54	Cut Mike Tucker	70-78-148		Cut Larry Emery	77-76-153
T-27 Bob Blean	74-70-73-73-290	\$3,161.54	Cut Carl Alexander	75-73-148		Cut Charlie Brown	79-74-153
T-27 Gregory Lee	71-72-73-74-290	\$3,161.54	Cut Kim Thompson	75-73-148		Cut Wayne DeFrancesco	81-72-153
T-27 Ron Beurmann	71-74-71-74-290	\$3,161.54	Cut Kevin DeNike	76-72-148		Cut Ken Kelley	76-77-153
T-27 Dirk Schultz	73-69-72-76-290	\$3,161.54	Cut Alan Morin	76-72-148		Cut Scott Brauer	77-76-153
T-27 Kevin Hayashi	71-68-74-77-290	\$3,161.54	Cut Scott Rath	75-73-148		Cut Ken Schall	75-79-154
T-40 Don Berry	74-69-78-70-291	\$2,640.00	Cut Cary Sciorra	75-73-148		Cut Ron Skayhan	81-73-154
T-40 Perry Arthur	74-72-74-71-291	\$2,640.00	Cut Frank McAuliffe	75-74-149		Cut Sean Farren	78-77-155
T-40 Kevin Burton	71-74-72-74-291	\$2,640.00	Cut Bill Schumaker	75-74-149		Cut Larry Mackin	83-72-155
T-43 Kevin Savage	74-73-80-65-292	\$2,310.00	Cut Rick Leibovich	76-73-149		Cut Mark Fuller	77-78-155
T-43 Ronald McDougall	77-70-74-71-292	\$2,310.00	Cut Tom Herzan	72-77-149		Cut John Traub	72-83-155
T-43 Colin Amaral	70-72-77-73-292	\$2,310.00	Cut John Wallace	72-77-149		Cut Bill Israelson	80-76-156
T-43 Nevin Sutcliffe	73-74-72-73-292	\$2,310.00	Cut Dino Lucchesi	74-75-149		Cut Daniel McEachern	75-81-156
T-43 Stu Ingraham	74-72-72-74-292	\$2,310.00	Cut Bill McDonald	76-73-149		Cut Rocky Catalano	79-77-156
T-43 Brent Murray	74-70-74-74-292	\$2,310.00	Cut Rick Witt	81-69-150		Cut Michael Heisterkamp	82-75-157
T-43 Joe Regner	77-70-70-75-292	\$2,310.00	Cut Kevin Giancola	74-76-150		Cut Leigh Brannan	82-76-158
T-43 Scott Porter	72-70-75-75-292	\$2,310.00	Cut Greg Glover	74-76-150		Cut Scott Karabin	78-85-163
T-51 Steve Hausmann	74-73-74-72-293	\$1,980.00	Cut Ken Gullford	77-73-150		DO Chris Tucker	80-80
T-51 Eric Booker	73-72-75-73-293	\$1,980.00	Cut Kent Stauffer	74-76-150		W/D Mark Costaregni	78-78

PGA PROFESSIONAL NATIONAL CHAMPIONSHIP

Presenting Sponsors: Buick, Club Car Inc., Titleist/FootJoy Worldwide & Cobra Golf

2003 Tim Thelen, of Richmond, Texas, took a practice lesson on the putting green a day before the opening round of the PGA Professional National Championship at Twin Warriors Golf Club in Santa Ana Pueblo, N.M.



Faced with competing on Twin Warriors' slick, double-tiered greens, the 42-year-old Thelen knew that hitting a golf ball 10 percent further in the thin air at 5,400 feet elevation meant nothing when it came to putting.

Thelen went out and putted well enough to cap a final-round 3-under-par 69 and 6-under-par 282 total, earning \$53,000 for his second PGA Professional National Championship. He defeated 1995 Champion Steve Schneider, of Sandy, Utah, by one stroke on the longest course (7,624 yards) in PGA of America history.

Thelen joined Roger Watson (1974-75) and the late Larry Gilbert (1981, '82, '91) as the only multiple winners of the nation's showcase event for PGA Professionals.

Champion: Tim Thelen, Richmond, Texas	
Site:	Twin Warriors Golf Club, Santa Ana Pueblo, N.M.
Date:	June 19-22, 2003
Par:	72 – 7,624 yards
Purse:	\$400,000 Field: 156
Cut at 150 77 players advanced	

Eastern PGA Professional Championship Sept. 25-28 - Royce Brook Golf Club, Hillsborough, N.J. Champion: Rick Hartmann, Sag Harbor, N.Y. 66-70-69-205# (11-under-par)	
Northern PGA Professional Championship Sept. 25-28 - Wilderness Ridge Golf Club, Lincoln, Neb. Champion: Alan Schulte, Fishers, Ind. 72-70-71-71-284 (Even-par)	
Western PGA Professional Championship Oct. 15-18 - Indian Summer G&CC, Olympia, Wash. Champion: Michael Henderson, Dallas 69-66-135* (7-under-par)	
Southern PGA Professional Championship Oct. 16-19 - Persimmon Woods Golf Club, Weldon Spring, Mo. Champion: Tim Weinhart, Duluth, Ga. 67-68-69-72-276 (8-under-par)	

- Shortened to 54 holes due to rain
* - Reduced to 36 holes due to rain

	Course Avg.	Under Par	At Par	Over Par	Round Leader	Low Round	Tim Thelen
Round 1:	74.83	21	13	122	67 - Alan Morin	68 - Alan Morin	74 - T-56th
Round 2:	76.15	11	8	137	140 - Alan Morin & Micah Rudosky	69 - Tim Fleming	144 - (70) T-8th
Round 3:	74.35	14	10	53	212 - Steve Schneider	69 - Thelen, Boyd & Lucchesi	213 - (69) T-2nd
Round 4:	74.43	11	3	63	282 - Tim Thelen	68 - Ron Philo	282 - (69) 1st
Totals:	75.13	57	34	375			

Championship Summary

Place	Name	Score	Winnings	Place	Name	Score	Winnings	Place	Name	Score
1	Tim Thelen	74-70-69-69-282	\$53,000.00	T-50	Gene Fieger	73-77-71-77-298	\$1,831.25	Cut	Mike Gilmore	78-74-152
2	Steve Schneider	71-70-71-71-283	\$35,000.00	T-54	Ron McDougal	73-73-78-75-299	\$1,687.50	Cut	Dennis Winters	75-77-152
T-3	Ron A. Philo	68-73-78-68-287	\$20,125.00	T-54	Rob Wilkin	74-74-77-74-299	\$1,687.50	Cut	Timothy Krapfel	74-79-153
T-3	Bob Sowards	70-76-72-69-287	\$20,125.00	T-54	Joseph Boros	74-75-75-75-299	\$1,687.50	Cut	Mark Faulkner	75-78-153
T-3	Dino Lucchesi	74-74-69-70-287	\$20,125.00	T-54	Ron Skayhan	77-72-74-76-299	\$1,687.50	Cut	Scott Spence	78-75-153
T-3	Kevin Burton	71-71-71-74-287	\$20,125.00	T-54	Jeff Coslow	75-74-74-76-299	\$1,687.50	Cut	Rick Witt	75-78-153
T-7	Terry Hatch	70-76-73-69-288	\$13,750.00	T-54	Rick Gehr	74-74-72-79-299	\$1,687.50	Cut	Marc Carter	75-78-153
T-7	Alan Morin	67-73-74-74-288	\$13,750.00	T-60	John Traub	71-79-77-73-300	\$1,562.50	Cut	Milan Swilor	77-76-153
T-9	Mike Schuchart	73-73-72-73-291	\$10,500.00	T-60	John Hickson	72-74-78-76-300	\$1,562.50	Cut	Jim Kane	77-76-153
T-9	Jeffrey Lankford	71-74-73-73-291	\$10,500.00	T-60	Ron Beurmann	76-74-74-76-300	\$1,562.50	Cut	John Lee	79-74-153
T-9	Don Berry	74-71-72-74-291	\$10,500.00	T-60	Scott Watkins	72-76-74-78-300	\$1,562.50	Cut	Loren Personett	75-78-153
T-9	Sean Farren	71-72-73-75-291	\$10,500.00	T-64	Scott Williams	72-76-83-70-301	\$1,462.50	Cut	Mike Mitchell	78-75-153
T-13	Michael Combs	74-75-70-73-292	\$6,625.00	T-64	Judd Gibb	72-76-79-74-301	\$1,462.50	Cut	Doug Rohrbaugh	77-76-153
T-13	Ken Schall	73-75-71-73-292	\$6,625.00	T-64	John D. Ogden	74-75-79-73-301	\$1,462.50	Cut	John Mazza	78-75-153
T-13	Wayne DeFrancesco	75-73-70-74-292	\$6,625.00	T-64	Tom Garner	71-76-74-80-301	\$1,462.50	Cut	Adam Decker	73-81-154
T-13	Rick Schuller	72-72-71-77-292	\$6,625.00	T-68	Robert Thompson	73-76-79-74-302	\$1,375.00	Cut	Rob Shuey	76-78-154
T-17	Scott A. Porter	74-75-73-71-293	\$4,437.50	T-68	Craig Thomas	77-72-75-78-302	\$1,375.00	Cut	Fran Marrello	75-79-154
T-17	John Guyton	73-76-71-73-293	\$4,437.50	T-68	Michael Duell	70-76-75-81-302	\$1,375.00	Cut	Mark Tomedolskey	78-76-154
T-17	Chip Sullivan	76-70-73-74-293	\$4,437.50	T-71	Paul Dietsche	76-72-84-71-303	\$1,312.50	Cut	James Blair	78-76-154
T-17	Tim Fleming	73-69-75-76-293	\$4,437.50	T-71	Craig Stevens	73-77-77-76-303	\$1,312.50	Cut	Paul Parajackas	78-76-154
T-21	Rob Labritz	79-70-75-70-294	\$3,700.00	T-73	John Stone	75-74-80-75-304	\$1,250.00	Cut	Kevin Giancola	76-79-155
T-21	Cary Sciorra	74-73-73-74-294	\$3,700.00	T-73	Kirk Hanefeld	72-78-76-78-304	\$1,250.00	Cut	John E. Pillar	78-77-155
T-21	Dave Spengler	71-78-72-73-294	\$3,700.00	T-73	Mark Fuller	73-76-75-80-304	\$1,250.00	Cut	Ryan Rhee	75-80-155
T-21	Dave Tentis	73-74-72-75-294	\$3,700.00	T-76	Ken Kelley	75-75-79-76-305	\$1,187.50	Cut	Eddie Suchora	76-79-155
T-21	J.C. Anderson	74-73-72-75-294	\$3,700.00	T-76	Dennis Colligan	72-78-76-79-305	\$1,187.50	Cut	Chris Endres	75-80-155
T-26	John Bernel	71-79-74-71-295	\$3,056.25	Cut	Tom Dolby	77-74-151		Cut	Michael Paul	76-79-155
T-26	Darrell Kestner	71-74-78-72-295	\$3,056.25	Cut	J.R. Roth	76-75-151		Cut	Bill Schumaker	73-82-155
T-26	Kirk Stauffer	74-76-73-72-295	\$3,056.25	Cut	Ken McDonald	72-79-151		Cut	Lonnie Nielsen	76-79-155
T-26	Mike Burke	73-74-75-73-295	\$3,056.25	Cut	Stuart Smith	79-72-151		Cut	Jerry Impellittere	74-81-155
T-26	Henry White	73-77-72-73-295	\$3,056.25	Cut	Ned Martin	74-77-151		Cut	Bob Romero	75-80-155
T-26	Mark Mielke	73-75-72-75-295	\$3,056.25	Cut	Chad Proehl	76-75-151		Cut	Mitch Camp	71-84-155
T-26	Bob Boyd	71-79-69-76-295	\$3,056.25	Cut	Tom Sipula	76-75-151		Cut	Alan Sorensen	75-81-156
T-26	Micah Rudosky	69-71-77-78-295	\$3,056.25	Cut	Frank Bensel	70-81-151		Cut	David Quinn	79-77-156
T-34	Chris Tucker	70-77-76-73-296	\$2,600.00	Cut	Bob Ford	75-76-151		Cut	Tad Holloway	76-80-156
T-34	Gus Ulrich	77-72-74-73-296	\$2,600.00	Cut	Barry G. Evans	74-77-151		Cut	Doug Ledford	78-78-156
T-34	Todd Kolb	75-71-76-74-296	\$2,600.00	Cut	Kevin Triefenbach	74-77-151		Cut	Steve Parker	75-81-156
T-34	Brad Sherfy	75-73-74-74-296	\$2,600.00	Cut	John DiMarco	75-76-151		Cut	Craig Plumley	78-79-157
T-34	Steve Mulcahy	74-73-73-76-296	\$2,600.00	Cut	John Gibson	77-75-152		Cut	Tim Fries	79-78-157
T-39	Mark Brown	74-76-75-72-297	\$2,200.00	Cut	John Hearn	78-74-152		Cut	Albert Kuhn	77-81-158
T-39	Quinn Griffing	73-74-77-73-297	\$2,200.00	Cut	Brett Upper	78-74-152		Cut	Constant DeMatia	76-82-158
T-39	Dennis Miller	74-72-77-74-297	\$2,200.00	Cut	Bruce Zabriski	76-76-152		Cut	Colin Amaral	76-82-158
T-39	John Aber	72-76-75-74-297	\$2,200.00	Cut	Jim Schuman	77-75-152		Cut	Ted Lehmann	80-78-158
T-39	Tim Weinhart	73-73-76-75-297	\$2,200.00	Cut	Denny Hepler	77-75-152		Cut	Dean Prowse	78-81-159
T-39	Steve Hausmann	75-70-77-75-297	\$2,200.00	Cut	Rick Morton	78-74-152		Cut	Stephen Keppler	79-80-159
T-39	Brad Westfall	69-76-76-76-297	\$2,200.00	Cut	Bob Bigonette	78-74-152		Cut	Kim Thompson	80-80-160
T-39	Mike F. Kullberg	71-78-71-77-297	\$2,200.00	Cut	Bill Porter	78-80-152		Cut	Dennis Wells	81-79-160
T-39	Chan Reeves	72-77-71-77-297	\$2,200.00	Cut	Alan Schulte	76-76-152		Cut	Rusty Stephens	82-80-162
T-39	Chris Winkel	73-71-75-78-297	\$2,200.00	Cut	Mike Baker	77-75-152		Cut	Brad Martin	81-81-162
T-39	Jim Estes	75-74-70-78-297	\$2,200.00	Cut	Jamie Elliott	72-80-152		Cut	Tim Lindemann	81-82-163
T-50	Jim Woodward	73-75-76-74-298	\$1,831.25	Cut	Bill Loeffler	77-75-152		Cut	Nevin Sutcliffe	85-79-164
T-50	Bill McDonald	72-77-74-75-298	\$1,831.25	Cut	Rodney Cook	77-75-152		Cut	Larry Webb	81-85-166
T-50	Mike Northern	73-77-72-76-298	\$1,831.25	Cut	Richard Rebne	73-79-152		Cut	John Appleget	85-88-173

Presenting Sponsors: Club Car Inc., IBM, Oldsmobile and Titleist/FootJoy Worldwide & Cobra Golf

2002 Barry Evans struggled home after a brilliant start, before capturing the 35th PGA Professional National Championship at Valhalla Golf Club.

The 40-year-old PGA head professional at Berry Hills Country Club in Charleston, W.Va., Evans spent a restless night with a one-stroke lead, after posting the best 18-hole round of the week (66). Evans opened the final round with a birdie and owned a six-stroke lead by the time he reached the 11th tee. He then went on a bogey-bogey-double bogey stretch, before grinding his way to three straight pars. His two-putt par from 35 feet gave him a two-stroke triumph over Mike Gilmore, the head professional at Wheatley Hills Golf Club in East Williston, N.Y.



Evans' final-round 3-over-par 75 tied Bruce Zabriski (1997) and Jeff Freeman (1999) for the highest final round by a Champion.

Don Berry, of Brooklyn Park, Minn., and another Tri-State member, Sean Farren, of Oakmont, Pa., tied for third at 284, while 2000 Champion Tim Thelen, of Richmond, Texas, and Tim Weinhart, of Duluth, Ga., shared fifth at 285. Suzy Whaley, of Farmington, Conn., the first woman to compete in the National Championship, missed the 36-hole cut of 7-over-par 151 by five strokes.

	Course Avg.	Under Par	At Par	Over Par	Round Leader	Low Round	Barry Evans
Round 1:	76.17	19	7	130	68 - Sean Farren	68 - Sean Farren	70 - T-8th
Round 2:	75.18	24	13	117	136 - Robert Thompson	67 - Don Berry	140 - (70) T-3rd
Round 3:	74.89	9	9	66	206 - Barry Evans	66 - Barry Evans	206 - (66) 1st
Round 4:	74.48	19	4	60	281 - Barry Evans	67 - Tim Weinhart	281 - (65) 1st
Totals:	75.33	71	33	373			

Championship Summary

Place	Name	Score	Winnings	Place	Name	Score	Winnings
1	Barry Evans	70-70-66-75-281	\$47,000.00	T-51	Mike Bender	73-77-75-74-299	\$1,527.14
2	Mike Gilmore	69-68-70-76-283	\$30,000.00	T-51	Greg Avant	77-73-74-75-299	\$1,527.14
T-3	Don Berry	73-67-74-70-284	\$20,500.00	T-51	Tim Dunlavey	77-74-73-75-299	\$1,527.14
T-3	Sean Farren	68-74-70-72-284	\$20,500.00	T-51	Dave Spengler	74-72-77-76-299	\$1,527.14
T-5	Tim Weinhart	75-71-72-67-285	\$15,000.00	T-51	Mark Brown	77-69-74-79-299	\$1,527.14
T-5	Tim Thelen	69-73-69-74-285	\$15,000.00	T-58	Todd Kolb	79-72-76-73-300	\$1,390.00
T-7	Rob Labritz	70-77-68-71-286	\$12,000.00	T-58	Mike Lawrence	75-73-78-74-300	\$1,390.00
T-7	Wayne DeFrancesco	74-68-73-71-286	\$12,000.00	T-58	John Mazza	75-75-75-75-300	\$1,390.00
T-9	Craig Stevens	75-72-72-68-287	\$10,000.00	T-58	Chris Winkler	77-74-73-76-300	\$1,390.00
T-9	Alan Morin	72-72-72-71-287	\$10,000.00	T-58	Jim Woodward	71-73-78-78-300	\$1,390.00
11	Bruce Zabriski	69-77-70-72-288	\$8,500.00	T-58	Tom Tobey	74-71-72-83-300	\$1,390.00
T-12	Kim Thompson	70-70-80-69-289	\$6,125.00	T-64	Charlie Gibson	76-75-77-73-301	\$1,300.00
T-12	Dave Tentis	72-75-73-69-289	\$6,125.00	T-64	Chan Reeves	73-75-77-76-301	\$1,300.00
T-12	Tom Dolby	74-71-73-71-289	\$6,125.00	T-64	Stu Ingraham	74-74-76-77-301	\$1,300.00
T-12	James Blair	72-71-74-72-289	\$6,125.00	T-67	Will Brewer	75-76-78-73-302	\$1,230.00
T-16	Rick Hartmann	74-76-72-68-290	\$4,375.00	T-67	Dean Prowse	77-74-77-74-302	\$1,230.00
T-16	Jeffrey Lankford	75-68-76-71-290	\$4,375.00	T-67	Pete Busch	75-76-75-76-302	\$1,230.00
18	Robert Thompson	69-67-75-80-291	\$4,000.00	T-67	Shawn Kelly	76-75-73-78-302	\$1,230.00
T-19	Tim Fleming	74-76-73-69-292	\$3,650.00	T-71	David Thore	76-75-77-75-303	\$1,160.00
T-19	Kent Stauffer	70-75-77-70-292	\$3,650.00	T-71	Tom Sutter	75-74-78-76-303	\$1,160.00
T-21	Steve Schmitter	79-69-72-73-293	\$3,400.00	T-71	Milan Swilor	76-73-76-78-303	\$1,160.00
T-21	Buddy Harston	73-72-74-74-293	\$3,400.00	74	Michael Deuel	76-74-81-73-304	\$1,120.00
T-23	Mark Mielke	79-72-74-69-294	\$2,906.25	T-75	John Hickson	77-72-78-78-305	\$1,090.00
T-23	Paul Trittler	72-77-75-70-294	\$2,906.25	T-75	Kyle Karnow	79-72-76-78-305	\$1,090.00
T-23	Bill Porter	73-74-74-73-294	\$2,906.25	T-77	Chip Craig	73-78-76-79-306	\$1,030.00
T-23	Cary Sciorra	77-70-73-74-294	\$2,906.25	T-77	Terry Hatch	71-78-76-81-306	\$1,030.00
T-23	Barry Mahlberg	71-72-76-75-294	\$2,906.25	T-77	Shelby Lowman	79-71-75-81-306	\$1,030.00
T-23	Bob Sowards	73-75-71-75-294	\$2,906.25	T-77	Mike Zaremba	73-76-76-81-306	\$1,030.00
T-23	Karl Kimball	71-72-74-77-294	\$2,906.25	81	Frank Dobbs	69-79-77-83-308	\$980.00
T-23	Joseph Klinchcock	71-71-72-80-294	\$2,906.25	82	John Appleget	77-74-81-77-309	\$960.00
T-31	Tag Wylie	71-69-80-75-295	\$2,525.00	83	Kevin Trifenbach	75-72-85-78-310	\$940.00
T-31	John Aber	75-73-72-75-295	\$2,525.00	Cut	Paul Holtby	81-71-152	
T-33	Ken Schall	77-71-77-71-296	\$2,375.00	Cut	John Traub	75-77-152	
T-33	Steve Mulcahy	73-72-77-74-296	\$2,375.00	Cut	Bryan Tunstall	77-75-152	
T-33	Craig Walker	71-76-74-75-296	\$2,375.00	Cut	Frank Benschel	76-76-152	
T-33	John Dal Corobbo	75-76-70-75-296	\$2,375.00	Cut	Rob Wilkin	81-71-152	
T-37	Scott Pieri	74-74-78-71-297	\$2,150.00	Cut	Jeff Roth	78-74-152	
T-37	Gary Robison	71-73-80-73-297	\$2,150.00	Cut	Chris Endres	78-74-152	
T-37	Jim Schuman	72-71-77-77-297	\$2,150.00	Cut	Jim Empey	78-74-152	
T-37	Brian Sasada	69-74-77-77-297	\$2,150.00	Cut	Rick Schuller	73-79-152	
T-37	Bill Loeffler	72-77-71-77-297	\$2,150.00	Cut	Alan Schulte	76-76-152	
T-42	James Paschal	73-78-77-70-298	\$1,802.78	Cut	Jeff Bisbee	78-74-152	
T-42	Steve Steg	75-75-75-73-298	\$1,802.78	Cut	Mark Fuller	78-75-153	
T-42	Larry Mackin	73-78-73-74-298	\$1,802.78	Cut	Darrell Kestner	72-81-153	
T-42	Larry Emery	74-76-74-74-298	\$1,802.78	Cut	Steve Parker	79-74-153	
T-42	Tad Holloway	75-70-78-75-298	\$1,802.78	Cut	Dennis Wells	78-75-153	
T-42	Jim Sobb	75-75-73-75-298	\$1,802.78	Cut	Judd Gibb	77-76-153	
T-42	Scott Williams	76-71-75-76-298	\$1,802.78	Cut	Jim Phenicie	77-76-153	
T-42	Ron Philo	74-73-75-76-298	\$1,802.77	Cut	Mike Tucker	75-78-153	
T-42	Mike Taylor	73-76-72-77-298	\$1,802.77	Cut	Todd M. Smith	81-72-153	
T-51	Quinn Griffing	75-76-77-71-299	\$1,527.15	Cut	Paul Parajeckas	80-73-153	
T-51	Scott Walkins	74-73-80-72-299	\$1,527.15	Cut	Scott Burnett	76-77-153	

Champion: Barry Evans, Charleston, W.Va
Site: Valhalla Golf Club, Louisville, Ky
Date: June 20-23, 2002
Par: 72 - 7,073 yards
Purse: \$350,000 Field: 156
Cut at 151 83 players advanced

Eastern PGA Professional Championship Sept. 26-29 - Shenendoah Golf Club at Turning Stone Casino Resort - Verona, N.Y. Champion: Rick Hartmann, Sag Harbor, N.Y. 68-69-72 - 209# (7-under-par)

Northern PGA Professional Championship Sept. 26-29 - Longaberger Golf Club Nashport, Ohio Champion: Brad Westfall, Morgantown, W.Va. 73-66-67-206# (10-under-par)

Western PGA Professional Championship Oct. 9-12 - Thanksgiving Point Golf Club Sandy, Utah Champion: Kevin Burton, Boise, Idaho 68-70-70-72-280 (8-under-par)

Southern PGA Professional Championship Oct. 10-13 - High Meadow Ranch Golf Club Magnolia, Texas Champion: Jeffrey Lankford, Mocksville, N.C. 71-68-72-68-279 (9-under-par)

#-Shortened to 54 holes due to inclement weather

PGA PROFESSIONAL NATIONAL CHAMPIONSHIP

Presenting Sponsors: Club Car Inc., IBM, Oldsmobile and Titleist/FootJoy Worldwide & Cobra Golf

2001 Wayne DeFrancesco, a 43-year-old PGA assistant professional at Woodholme Country Club in Baltimore, Md. and someone who has survived three back operations, won the 34th PGA Professional National Championship.

DeFrancesco became the only player in the history of the National Championship to hold the lead alone all four days. His final-round even-par 72, good for a three-stroke victory at 10-under-par 278, was as much a study of his impressive week in Central Oregon, as it was a reflection of his path back to the highest levels of the game among his peers.

A field of 156 PGA Professionals representing 39 states competed at Crosswater Club, the longest layout (7,470 yards) in PGA of America history – and that also includes the PGA Championship. The field averaged 73.59 strokes on the demanding Bob Cupp-designed layout. There were challenges daily – chiefly how to judge club selection in the swirling winds. DeFrancesco, who opened the National Championship with a course-record 7-under-par 65, became the first PGA Professional National Champion from the Middle Atlantic PGA Section.



Champion: Wayne DeFrancesco, Baltimore, Md.	
Site:	Crosswater Club, Sunriver, Ore.
Date:	June 21-24, 2001
Par:	72 – 7,470 yards
Purse:	\$300,000 Field: 156
Cut at 145 70 players advanced	
Eastern PGA Professional Championship	
Sept. 26-29 – Stone Harbor Golf Club, Cape May Courthouse, N.J.	
Champion: Tim Dunlavey, Spartanburg, S.C. 69-71-74-76-290* (8-over-par)	
Northern PGA Professional Championship	
Sept. 27-30 – Stone Creek Golf Club, Urbana, Ill.	
Champion: Scott Porter, Lexington, Ky. 68-71-68-66-273 (15-under-par)	
Western PGA Professional Championship	
Oct. 11-14 – PGA of S. California Golf Club, Calimesa, Calif.	
Champion: Steve Schneider, Sandy, Utah 65-78-67-66-276 (12-under-par)	
Southern PGA Professional Championship	
Oct. 11-14 – Timberton Golf Club, Hattiesburg, Miss.	
Champion: Tom Tobey, Port St. Lucie, Fla. 67-70-70-207# (9-under-par)	

#-Shortened to 54 holes due to inclement weather
*-Won sudden-death playoff

	Crosswater Avg.	Under Par	At Par	Over Par	Round Leader	Low Round	Wayne DeFrancesco
Round 1:	73.58	41	19	96	65 - Wayne DeFrancesco	65 - Wayne DeFrancesco	65 - 1st
Round 2:	73.05	55	27	73	134 - Wayne DeFrancesco	67 - Rob Wilkin	134 - (69) 1st
Round 3:	72.50	28	8	34	206 - Wayne DeFrancesco	68 - T. Fleming, M. Mickle, D. Nordeen	206 - (72) 1st
Round 4:	75.93	3	7	60	278 - Wayne DeFrancesco	70 - Mark Brown & Don Bery	278 - (72) 1st
Totals:	73.60	127	61	263			

Championship Summary

Place	Name	Score	Winnings	Place	Name	Score	Winnings	Place	Name	Score
1	Wayne DeFrancesco	65-69-72-72-278	\$40,000.00	T-53	Ricky Touma	71-71-73-80-295	\$1,330.00	Cut	John Dal Corobbo	72-76-148
T-2	Don Berry	69-71-71-70-281	\$18,750.00	T-53	Dave Nordeen	74-71-68-82-295	\$1,330.00	Cut	Rocky Catalano	73-76-149
T-2	Mark Brown	71-70-70-70-281	\$18,750.00	T-55	Bradley Martin	72-72-75-77-296	\$1,230.00	Cut	Michael Paul	72-77-149
T-2	John Aber	70-69-71-71-281	\$18,750.00	T-55	Todd M. Smith	73-70-75-78-296	\$1,230.00	Cut	Mike Tucker	73-76-149
T-2	Tim Thelen	71-69-69-72-281	\$18,750.00	T-55	Dave Thore	73-70-75-78-296	\$1,230.00	Cut	Lindy Miller	77-72-149
T-6	John Mazza	71-70-69-72-282	\$11,000.00	T-55	Gary Trivisonno	74-70-73-79-296	\$1,230.00	Cut	Tim Hobby	75-74-149
T-6	James Blair	67-72-70-73-282	\$11,000.00	T-55	Tom Garner	70-73-74-79-296	\$1,230.00	Cut	Mike Diffley	80-70-150
T-6	Tim Fleming	71-69-68-74-282	\$11,000.00	T-55	Alan Sorensen	71-72-73-80-296	\$1,230.00	Cut	Tim Krapfel	78-72-150
T-9	Jeffrey Lankford	70-68-72-73-283	\$8,000.00	T-55	George Forster	73-72-70-81-296	\$1,230.00	Cut	Brian Peaper	75-75-150
T-9	Mark Mielke	70-71-68-74-283	\$8,000.00	T-55	Tim Walton	72-69-73-82-296	\$1,230.00	Cut	Will Brewer	77-73-150
T-9	Rob Wilkin	72-67-69-75-283	\$8,000.00	T-63	Bryan Sullivan	73-72-80-72-297	\$1,120.00	Cut	Jon Stanley	72-78-150
T-12	Darrell Kestner	71-69-70-74-284	\$5,750.00	T-63	Bob Ford	74-71-77-75-297	\$1,120.00	Cut	Evan Belcher	78-72-150
T-12	Stephen Keppler	70-69-70-75-284	\$5,750.00	T-63	David Bahr	72-72-75-78-297	\$1,120.00	Cut	Ross Farley	74-76-150
14	Ken Schall	68-73-69-75-285	\$5,000.00	T-66	Mike San Filippo	74-71-75-78-298	\$1,070.00	Cut	Glen Spencer	70-80-150
15	Rick Schuller	72-68-71-75-286	\$4,500.00	T-66	Scott A. Porter	75-70-74-79-298	\$1,070.00	Cut	Kirk Hanefeld	72-78-150
T-16	Bruce Zabriski	66-72-74-75-287	\$3,666.67	68	Mike Gill	72-73-77-77-299	\$1,040.00	Cut	Nevin Sutcliffe	73-77-150
T-16	Steve Schneider	70-71-71-75-287	\$3,666.67	69	Mike Gilmore	75-69-76-80-300	\$1,020.00	Cut	Scott Williams	74-76-150
T-16	Jim Woodward	71-71-69-76-287	\$3,666.66	70	Tom Sutter	74-71-74-82-301	\$1,000.00	Cut	Stan Cooke	77-73-150
T-19	Bill Loeffler	69-71-75-73-288	\$3,150.00	Cut	Perry Arthur	74-72-146		Cut	John Lee	71-79-150
T-19	Steve Brady	68-72-70-78-288	\$3,150.00	Cut	Ron Stelten	69-77-146		Cut	Mike Lawrence	79-72-151
T-21	Craig Stevens	74-71-71-73-289	\$2,850.00	Cut	Scott Davis	76-70-146		Cut	Jeff Coston	78-73-151
T-21	Mike Northern	70-71-73-75-289	\$2,850.00	Cut	Mark Costaregini	74-72-146		Cut	John Hickson	77-74-151
T-21	Dean Prowse	69-69-75-76-289	\$2,850.00	Cut	Bob Elliott	74-72-146		Cut	Tony Kelley	75-76-151
T-21	Bob Sowards	72-70-70-77-289	\$2,850.00	Cut	Tim Dunlavey	67-79-146		Cut	Matt Seitz	77-74-151
T-25	Larry W. Emery	73-70-72-75-290	\$2,550.00	Cut	Rick Morton	72-74-146		Cut	Christopher Moore	76-75-151
T-25	David Hutsell	70-68-73-79-290	\$2,550.00	Cut	Mark Fuller	74-72-146		Cut	Bruce Smith	74-77-151
T-27	Bob Boyd	71-72-76-72-291	\$2,225.00	Cut	John Reynaud	73-73-146		Cut	John Klocksin	76-76-152
T-27	Dwayne Randall	74-71-74-72-291	\$2,225.00	Cut	Timothy Fries	77-70-147		Cut	Curt Schnell	77-75-152
T-27	Brent Murray	74-71-72-74-291	\$2,225.00	Cut	Chris Endres	77-70-147		Cut	Kiernan Mattson	80-72-152
T-27	Chip Sullivan	72-72-72-75-291	\$2,225.00	Cut	Troy Raybon	77-74-147		Cut	Dave Spengler	80-72-152
T-27	Rodney Cook	72-69-74-76-291	\$2,225.00	Cut	Ron Skayhan	68-79-147		Cut	Terry Hatch	81-71-152
T-27	Tom Alchison	73-72-70-76-291	\$2,225.00	Cut	Pat McTigue	75-72-147		Cut	Paul Oglesby	77-75-152
T-27	Bill Lewis	76-69-70-76-291	\$2,225.00	Cut	Tim Parun	72-75-147		Cut	Kelly Holmes	76-77-153
T-27	Dirk Schultz	73-68-71-79-291	\$2,225.00	Cut	Frank Dobbs	77-70-147		Cut	Denny Hepler	74-79-153
T-35	Jim Schuman	71-73-74-74-292	\$1,860.00	Cut	Pete Busch	72-75-147		Cut	Tad Holloway	75-78-153
T-35	Steve Stull	72-71-74-75-292	\$1,860.00	Cut	Jim Sobb	74-73-147		Cut	Mike Borich	75-78-153
T-35	John Graham	66-77-73-76-292	\$1,860.00	Cut	Bob Groff	73-74-147		Cut	Tony Saraceno	78-75-153
T-35	Alan Schulte	70-74-72-76-292	\$1,860.00	Cut	Mike Taylor	71-76-147		Cut	John Traub	75-78-153
T-35	Brian Cairns	75-70-71-76-292	\$1,860.00	Cut	Ron A. Philo Jr.	75-72-147		Cut	Brett Upper	76-78-154
T-35	Larry Mackin	73-71-71-77-292	\$1,860.00	Cut	Mark Schaare	75-72-147		Cut	Mel Baum	78-76-154
T-35	Lonnie Nielsen	71-69-74-78-292	\$1,860.00	Cut	Tom Tobey	73-75-148		Cut	Joseph Klinchock	77-77-154
T-35	Dan Koesters	73-72-70-77-292	\$1,860.00	Cut	Mike Franko	71-77-148		Cut	Ed Vietmeier	75-79-154
43	Kim Thompson	72-72-72-72-293	\$1,680.00	Cut	John Bermel	76-72-148		Cut	John Hayes	80-74-154
T-44	Gene Fieger	74-70-76-74-294	\$1,486.67	Cut	Clark Spralrin	74-74-148		Cut	James D. Mason	78-77-155
T-44	Jon Reuer	76-69-76-73-294	\$1,486.67	Cut	Billy Harris	78-70-148		Cut	Dennis Miller	76-79-155
T-44	Bill Schumaker	71-71-77-75-294	\$1,486.67	Cut	Mike Wright	74-74-148		Cut	Tim C. Huber	77-79-156
T-44	John Stone	76-69-75-74-294	\$1,486.67	Cut	Todd Kolb	72-76-148		Cut	Walter Smith	81-75-156
T-44	Shawn Kelly	71-73-72-78-294	\$1,486.67	Cut	Mick Soil	74-74-148		Cut	Anthony Price	82-76-158
T-44	Brian Gaffney	71-74-71-78-294	\$1,486.67	Cut	Tim Weinhart	70-78-148		Cut	Jeff Belen	79-79-158
T-44	Micah Rudosky	73-69-73-79-294	\$1,486.66	Cut	Mark Klement	75-73-148		Cut	Kevin Morris	75-83-158
T-44	Tony Adcock	70-73-72-79-294	\$1,486.66	Cut	Mike Burke Jr.	74-74-148		Cut	Steve Hausmann	80-80-160
T-44	Robert Thompson	74-71-69-80-294	\$1,486.66	Cut	Jeff Yurkiewicz	75-73-148		Cut	Frank Esposito Jr.	78-NC-NC

Presenting Sponsors: Club Car Inc., IBM, Oldsmobile and Titleist/FootJoy Worldwide & Cobra Golf

2000 Lightning struck for nearly seven hours over Oak Tree Golf Club in Edmond, Okla., long enough to cancel the final 18-hole round of the 34th PGA Professional National Championship and produce the first 54-hole National Championship in event history. That left co-leaders Tim Thelen, of Richmond, Texas, and Mark Brown, of Glen Cove, N.Y., the last men standing to determine the holder of the Walter Hagen Cup. The PGA of America's contingency plan – a first-ever five-hole cumulative score playoff – helped recharge the title chase and provide excellent theater for millions of viewers on The Golf Channel.



Thelen, a 39-year-old PGA assistant professional at Baywood Country Club in Pasadena, Texas, applied his gritty style of play to become the first Southern Texas PGA member to win this national Championship. Thelen rolled home a four-foot birdie putt on the fourth extra hole for a one-stroke victory over Brown, the 33-year-old PGA head professional at Tam O'Shanter Club in Brookville, N.Y. The players had tied after 54 holes at 1-over-par 214, matching the highest National Championship finishing total in relation to par.

	Oak Tree Avg.	Sub-Par Rounds	Par Rounds	Rounds Over Par	Round Leader	Tim Thelen
Round 1:	76.70	2	4	149	69 - Bob Boyd	72 - T-7
Round 2:	77.70	3	1	151	67 - Shawn Kelly	142 - (70) T-1
Round 3:	75.70	3	5	70	69 - Jeff Freeman	214 - (72) T-1*
Totals:	76.90	8	10	370		

* Won five-hole cumulative score playoff

Championship Summary

Place	Name	Score	Winnings	Place	Name	Score	Winnings	Place	Name	Score
1	Tim Thelen*	72-70-72-214	\$40,000.00	T-52	Bruce Smith	74-78-76-228	\$1,330.00	Cut	John Carney	79-78-157
2	Mark Brown	70-73-71-214	\$26,000.00	T-52	Scott Spence	76-75-77-228	\$1,330.00	Cut	Randy Mcgohan	79-78-157
3	Shawn Kelly	75-67-73-215	\$19,000.00	T-56	Tad Holloway	74-80-75-229	\$1,240.00	Cut	John Cregan	77-80-157
4	Jeff Freeman	74-74-69-217	\$16,000.00	T-56	Dave Spengler	79-74-76-229	\$1,240.00	Cut	Brian Lamb	79-78-157
T-5	Frank Dobbs	73-74-71-218	\$13,000.00	T-56	Don Bery	77-75-77-229	\$1,240.00	Cut	Craig Stevens	76-81-157
T-5	Bob Boyd	69-76-73-218	\$13,000.00	T-56	Todd Tremaglio	76-75-78-229	\$1,240.00	Cut	Chris Tucker	79-78-157
7	Michael Gill	78-70-72-220	\$11,000.00	T-56	Terry Hatch	77-72-80-229	\$1,240.00	Cut	Barry Evans	81-77-158
T-8	Kevin Burton	73-71-77-221	\$6,260.00	61	Gordon Vietmeier	76-75-79-230	\$1,180.00	Cut	Bob Borowicz	83-85-158
T-8	Tim Dunlavey	75-72-74-221	\$6,260.00	T-62	Brian Sasada	76-77-78-231	\$1,120.00	Cut	Mike Genovese	78-80-158
T-8	Brian Gaffney	72-77-72-221	\$6,260.00	T-62	Larry Emery	76-77-78-231	\$1,120.00	Cut	Mike Putnam	81-77-158
T-8	Ron Stelten	72-73-76-221	\$6,260.00	T-62	Robert Thompson	78-75-78-231	\$1,120.00	Cut	Tom Tobey	75-83-158
T-8	Jim Woodward	74-77-70-221	\$6,260.00	T-62	Pat McTigue	79-73-79-231	\$1,120.00	Cut	Rick Sopka	76-82-158
T-8	James Blair	72-77-72-221	\$6,260.00	T-62	John Paesani	73-76-82-231	\$1,120.00	Cut	Mark Mielke	81-77-158
T-8	Todd M. Smith	74-74-73-221	\$6,260.00	T-67	Bob Makoski	75-79-78-232	\$1,040.00	Cut	John Graham	76-82-158
T-8	Rob Wilkin	73-73-75-221	\$6,260.00	T-67	Perry Arthur	78-75-79-232	\$1,040.00	Cut	Dan O'Neill	82-76-158
T-8	Rick Morton	71-74-76-221	\$6,260.00	T-67	Mike Barge	74-78-80-232	\$1,040.00	Cut	Heath Wassem	81-77-158
T-8	Tony Kelley	71-74-76-221	\$6,260.00	T-70	Bret Taylor	78-76-79-233	\$990.00	Cut	Terry Mauney	76-82-158
T-18	Eddie Terasa	75-77-70-222	\$3,120.00	T-70	Doug Bauman	74-79-80-233	\$990.00	Cut	Mike Borich	78-81-159
T-18	Jamie Elliott	78-73-71-222	\$3,120.00	T-70	Jason R. Lamp	75-78-80-233	\$990.00	Cut	Tom Sutter	75-84-159
T-18	Karl Kimball	73-77-72-222	\$3,120.00	T-73	Kevin DeNike	74-79-81-234	\$965.00	Cut	Chris Winkel	82-77-159
T-18	Ed Sabo	74-73-75-222	\$3,120.00	T-73	James Mason	73-79-82-234	\$965.00	Cut	John Bernel	84-75-159
T-18	Steve Brady	74-73-75-222	\$3,120.00	75	Marc Klement	76-78-81-235	\$950.00	Cut	Gary Lewandowski	78-81-159
T-23	Robert Gaus	73-75-75-223	\$2,650.00	76	Tracy Slansberry	77-77-83-237	\$940.00	Cut	Todd Howard	81-79-160
T-23	Rick Hartmann	72-77-74-223	\$2,650.00	77	Mark Evenson	80-72-86-238	\$930.00	Cut	Baker Maddera	75-85-160
T-23	Brad Sherfy	76-72-75-223	\$2,650.00	78	Steve Smitha	78-76-79-WD	\$920.00	Cut	Scott Williams	80-80-160
T-23	Scott Watkins	74-77-72-223	\$2,650.00	Cut	Bob Groff	76-79-155		Cut	Quinn Griffing	81-80-161
T-27	Stephen Keppler	73-80-71-224	\$2,275.00	Cut	Darrell Kestner	77-78-155		Cut	Greg Villeneuve	84-77-161
T-27	Jason Fitchett	75-76-73-224	\$2,275.00	Cut	Ron Philo Jr.	77-78-155		Cut	Daniel Seawell	81-80-161
T-27	Tim Fleming	76-74-74-224	\$2,275.00	Cut	Milan Swilor	76-79-155		Cut	Tim Krapfel	78-83-161
T-27	Kent Stauffer	77-73-74-224	\$2,275.00	Cut	Carl Alexander	76-79-155		Cut	John B. Hughes	79-83-162
T-27	Frank Benschel	74-74-76-224	\$2,275.00	Cut	Mike San Filippo	75-80-155		Cut	Scott Tretthewey	78-84-162
T-27	Tim Weinhart	72-73-79-224	\$2,275.00	Cut	Chris Endres	79-76-155		Cut	Steve Wallock	83-79-162
T-33	Joe Boros	77-77-71-225	\$2,006.00	Cut	Mike Baker Jr.	72-83-155		Cut	Ted Parker	80-82-162
T-33	Bob Ford	73-80-72-225	\$2,006.00	Cut	Bill Shriver	78-77-155		Cut	Rod Perry	78-84-162
T-33	David Hulsell	74-76-75-225	\$2,006.00	Cut	Micah Rudosky	80-75-155		Cut	Chad Gibson	81-82-163
T-33	John Hayes	71-79-75-225	\$2,006.00	Cut	Tom Strueber	78-77-155		Cut	Rick Lewallen	81-82-163
T-33	Mike Burke Jr.	72-77-76-225	\$2,006.00	Cut	Nash Haxel	74-82-156		Cut	Frank McAuliffe	81-82-163
T-38	Brent Murray	74-80-72-226	\$1,660.00	Cut	Cary Hungate	79-77-156		Cut	George E. Bryan III	83-80-163
T-38	Ronald McDougal	73-80-73-226	\$1,660.00	Cut	Tom Waitrovich	79-77-156		Cut	Matt Johnson	83-81-164
T-38	Greg Avant	76-77-73-226	\$1,660.00	Cut	Jay Overton	76-80-156		Cut	Peter Baxter	83-81-164
T-38	Robert Deruntz	75-77-74-226	\$1,660.00	Cut	Mark Faulkner	75-81-156		Cut	Steve Bowman	83-81-164
T-38	Jeff Coston	76-76-74-226	\$1,660.00	Cut	Scott P. Pieri	81-75-156		Cut	John Brot	85-80-165
T-38	Ted Lehmann	77-77-75-226	\$1,660.00	Cut	Don Brigham	79-77-156		Cut	Bob Mucha	87-78-165
T-38	Bill Schumaker	75-74-77-226	\$1,660.00	Cut	Gregory J. Baker	78-78-156		Cut	Cameron Doan	80-85-165
T-38	Mike Gilmore	72-77-77-226	\$1,660.00	Cut	Bryan Hughett	79-77-156		Cut	Bill Dodd Jr.	86-80-166
T-38	Steve Schneider	74-75-77-226	\$1,660.00	Cut	Kim Thompson	76-80-156		Cut	Bob Bigonette	85-83-168
T-38	Rodney Cook	72-77-77-226	\$1,660.00	Cut	Steve Sear	75-81-156		Cut	Mark Pelletier	83-85-168
T-38	Jeff Lankford	71-77-78-226	\$1,660.00	Cut	Christopher Toulson	73-83-156		Cut	Michael Laudien	76-92-168
T-38	Jeff Combe	72-76-78-226	\$1,660.00	Cut	Jim White	77-79-156		Cut	Dennis Dolci	86-83-169
T-50	Bruce Zabriski	77-75-75-227	\$1,390.00	Cut	Jim Kane	77-79-156			Stu Ingraham	NC
T-50	Ken Schall	73-75-79-227	\$1,390.00	Cut	Charlie Bolling	74-82-156				
T-52	Jim Schuman	73-81-74-228	\$1,330.00	Cut	Rick Osberg	77-80-157				
T-52	Steve Parker	78-76-74-228	\$1,330.00	Cut	Chip Sullivan	78-79-157				

Champion: Tim Thelen, Richmond, Texas
Site: Oak Tree Golf Club, Edmond, Okla.
Date: June 22-25, 2000
Par: 71 – 7,015 yards
Purse: \$300,000 Field: 156
Cut at 154 78 players advanced

Northern PGA Professional Championship
Oct. 4-7– Miami Valley Country Club, Dayton, Ohio

Champion: Denny Hepler, Warsaw, Ind.
68-72-64-204# (9-under-par)

Eastern PGA Professional Championship
Oct. 5-8– Osprey Point Golf Course, Kiawah Island, S.C.

Champion: Jeff Lankford, Mocksville, N.C.
70-69-67-73-279 (9-under-par)

Southern PGA Professional Championship
Oct. 18-21– Gateway National Golf Links, Madison, Ill.

Champion: Sammy Rachels*, DeFuniak Springs, Fla.
70-68-65-68-271 (16-under-par)

Western PGA Professional Championship
Oct. 19-22– Makena Resort (South Crs.), Makena, Maui, Hawaii

Champion: Jeff Freeman, La Quinta, Calif.
70-67-70-69-276 (12-under-par)

#- Shortened to 54 holes due to inclement weather;
*-Won sudden-death playoff

PGA PROFESSIONAL NATIONAL CHAMPIONSHIP

1999 Jeff Freeman, of Palm Desert, Calif., arrived at Whistling Straits in Kohler, Wis., and displayed the patience and course management necessary on the rugged 7,208-yard layout. In turn, he became the seventh player to win the National Championship in his first attempt. Freeman, who bogeyed the 18th hole in his final round, was the only player to break par for 72 holes, while posting a two-stroke victory in a Championship that was a wide-open race until the final four holes. A 37-year-old PGA assistant professional at Tamarisk Country Club in Rancho Mirage, Calif., Freeman had a closing 75 for a 72-hole total of 1-under-par 287. He tied the Championship record for highest final round, matching Bruce Zabriski's closing round in 1997. He also tied the highest overall winning total of Bob Boyd in 1988. Milan Swilor, of Sandy, Utah; Christopher Toulson, of Miami, Fla.; and 1990 Champion Brett Upper, of Scottsdale, Ariz., tied for second at 289.



Champion: Jeff Freeman, La Quinta, Calif	
Site:	Whistling Straits, Kohler, Wis.
Date:	June 24-27, 1999
Course:	Straits Course
Par:	72 – 7,202 yards
Purse: \$300,000	Field: 145
Cut at 150 83 players advanced	
Eastern PGA Professional Championship	
Sept. 30-Oct. 3 – Saratoga Spa State Park, Saratoga Springs, N.Y.	
Champion: Mark Brown, Brookville, N.Y. 70-67-69-69-275 (13-under-par)	
Northern PGA Professional Championship	
Sept. 30-Oct. 3 – Travis Pointe Country Club, Ann Arbor, Mich.	
Champion: Todd Smith, Peru, Ind. 72-74-71-71-288 (Even-par)	
Western PGA Professional Championship	
Oct. 14-17 – Santa Anna Golf Club, Bernalillo, N.M.	
Champion: Jeff Freeman, Palm Desert, Calif. 71-70-65-68-274 (10-under-par)	
Southern PGA Professional Championship	
Oct. 14-17 – PGA Golf Club, Port St. Lucie, Fla.	
Champion: Jim Schuman, Naples, Fla. 69-69-66-71-275 (13-under-par)	

	Straits Course Avg.	Sub-Par Rounds	Par Rounds	Rounds Over Par	Round Leader	Jeff Freeman
Round 1:	75.51	14	13	117	70 - Jeff Freeman, Frank Bensel, Brett Upper, Shawn Kelly, Chris Toulson, Rick Schuller & Greg Jones	70 - T-1st
Round 2:	74.59	21	11	111	136 - Rick Schuller.	140 - (70) 2nd
Round 3:	75.61	7	8	68	212 - Jeff Freeman	212 - (72) 1st
Round 4:	74.98	7	8	67	287 - Jeff Freeman	287 - (75) 1st
Totals:	75.14	49	40	363		

Championship Summary

Place	Name	Score	Winnings	Place	Name	Score	Winnings	Place	Name	Score
1	Jeff Freeman	70-70-72-75-287	\$40,000.00	T47	Jeff Combe	76-74-75-74-299	\$1,405.00	Cut	Denny Hepler	72-80-152
T2	Milan Swilor	72-69-74-74-289	\$20,333.34	T47	John Mazza	75-71-78-75-299	\$1,405.00	Cut	Michael Zinni	75-77-152
T2	Christopher Toulson	70-71-73-75-289	\$20,333.33	T47	Jim Schuman	72-77-74-76-299	\$1,405.00	Cut	Paul Parajeckas	76-76-152
T2	Brett Upper	70-73-70-76-289	\$20,333.33	T47	Rob Wilkin	73-77-73-76-299	\$1,405.00	Cut	Ken Conant	78-74-152
T5	Chris Tucker	73-76-71-70-290	\$12,333.34	T47	David Church	73-72-77-77-299	\$1,405.00	Cut	Ted K. Lehmann	79-73-152
T5	Darrell Kestner	75-73-71-71-290	\$12,333.33	T55	J. C. Blair	78-71-72-79-300	\$1,270.00	Cut	Bill Van Orman	75-77-152
T5	Jay Overton	72-70-72-76-290	\$12,333.33	T55	Gene Fieger	77-72-78-73-300	\$1,270.00	Cut	Paul Holtby	79-74-153
T8	Stephen D. Keppler	74-71-74-72-291	\$7,214.29	T55	Dave Nordeen	75-74-75-76-300	\$1,270.00	Cut	Mike Brooks	76-77-153
T8	George Bryan	71-73-75-72-291	\$7,214.29	T55	G. M. Casagrande	75-75-73-77-300	\$1,270.00	Cut	John O'Neill	76-77-153
T8	Tim Thelen	75-71-72-73-291	\$7,214.29	T59	Ed Sabo	76-72-80-73-301	\$1,170.00	Cut	Fred Holton	78-75-153
T8	Jeffrey Lankford	72-72-71-76-291	\$7,214.29	T59	Robert Thompson	75-75-77-74-301	\$1,170.00	Cut	Tom Harding	74-79-153
T8	Bob Ford	70-72-73-76-291	\$7,214.28	T59	Ken Kelley	71-75-79-76-301	\$1,170.00	Cut	John Gentile	78-75-153
T8	Mike Gilmore	72-74-69-76-291	\$7,214.28	T59	Todd O'Neal	75-74-76-76-301	\$1,170.00	Cut	Mick Soli	74-79-153
T8	Mike Baker Jr.	72-76-73-70-291	\$7,214.28	T59	Bill Schumaker	74-75-76-76-301	\$1,170.00	Cut	Scott Williams	74-79-153
T15	Ken Schall	75-70-73-74-292	\$3,740.00	T59	Joe Regner	71-72-79-79-301	\$1,170.00	Cut	Rick Osberg	74-80-154
T15	Shawn M. Kelly	70-74-72-76-292	\$3,740.00	T65	Randy P. Helton	76-74-71-81-302	\$1,070.00	Cut	David Thore	77-77-154
T15	Scott Spence	73-72-76-71-292	\$3,740.00	T65	Mark Schaare	72-77-80-73-302	\$1,070.00	Cut	Chris Black	77-77-154
T15	Steve Schneider	72-75-74-71-292	\$3,740.00	T65	Bob Mann	75-74-79-74-302	\$1,070.00	Cut	Ned Weaver	77-77-154
T15	Kim Thompson	73-72-76-71-292	\$3,740.00	T65	Brad Hauer	76-70-79-77-302	\$1,070.00	Cut	Brad Westfall	80-74-154
T20	Bob Boyd	73-73-74-73-293	\$3,000.00	T69	Stan Cooke	74-69-84-76-303	\$1,003.34	Cut	Troy Raybon	84-70-154
T20	Scott Davis	73-73-73-74-293	\$3,000.00	T69	Russell Nielsen	77-73-78-75-303	\$1,003.33	Cut	Allan Menne	75-79-154
T20	Wayne DeFrancesco	75-70-72-76-293	\$3,000.00	T69	Joe Boros	73-73-80-77-303	\$1,003.33	Cut	Larry Mackin	81-73-154
T23	Ronald Stelten	74-71-73-76-294	\$2,750.00	T72	Bob Raiston	77-71-79-77-304	\$965.00	Cut	Bryan Sullivan	79-76-155
T23	Bruce Zabriski	73-73-75-73-294	\$2,750.00	T72	John Dahl	74-73-80-77-304	\$965.00	Cut	Craig W. Thomas	81-74-155
T25	Brent Murray	75-72-76-72-295	\$2,462.50	T72	Mike Cook	71-75-81-77-304	\$965.00	Cut	Rick Lewallen	81-74-155
T25	Tom Garner	74-75-74-72-295	\$2,462.50	T72	Cary Hungate	76-74-74-80-304	\$965.00	Cut	Tim Parun	82-73-155
T25	John Hickson	76-73-73-73-295	\$2,462.50	T76	Bob Groff	75-73-77-80-305	\$940.00	Cut	Larry R. King	78-77-155
T25	Kent W. Stauffer	72-76-73-74-295	\$2,462.50	T77	Tommy Brannen	77-73-83-73-306	\$925.00	Cut	Christian Czaja	77-78-155
T29	John Horne	73-73-74-76-296	\$2,200.00	T77	Terry Mauney	76-76-81-82-306	\$925.00	Cut	Mitch Camp	78-77-155
T29	Bob Blean	75-69-72-80-296	\$2,200.00	79	Tom Anderson	78-72-86-71-307	\$910.00	Cut	Mike Bender	78-78-156
T29	Ronald McDougal	76-73-75-72-296	\$2,200.00	80	Don Maddox	73-77-79-79-308	\$900.00	Cut	Barry T. Linhart	78-78-156
T29	Rob Horak	71-77-75-73-296	\$2,200.00	81	Paul Dietsche	74-74-81-80-309	\$890.00	Cut	Robert Sedorcek	81-75-156
T29	Mike Burke Jr.	76-73-73-74-296	\$2,200.00	82	Chris Campbell	75-74-83-79-311	\$880.00	Cut	David Young	80-76-156
T34	Rick Schuller	70-68-81-78-297	\$1,901.25	83	Jim White	77-73-79-NC-NC		Cut	Rick Morton	73-83-156
T34	Bret Taylor	73-70-76-78-297	\$1,901.25	Cut	John Appleget	76-75-151		Cut	Ralph Garofano	80-77-157
T34	Perry Arthur	76-74-76-71-297	\$1,901.25	Cut	Bob Makoski	77-74-151		Cut	Steve Rldge	83-74-157
T34	Micah Rudosky	75-73-76-73-297	\$1,901.25	Cut	Steve Brady	78-73-151		Cut	Jeff Hunter	82-77-159
T34	Bryan Hughett	72-76-76-73-297	\$1,901.25	Cut	Wheeler Stewart	78-73-151		Cut	Dean Prowse	82-77-159
T34	Brad Sherfy	72-78-74-73-297	\$1,901.25	Cut	Pete Oakley	78-73-151		Cut	Nash Hazel	77-83-160
T34	Mike Gill	76-74-73-74-297	\$1,901.25	Cut	Michael Combs	78-73-151		Cut	John Andrews	77-83-160
T34	Brad Studer	77-73-72-75-297	\$1,901.25	Cut	Karl Kimball	78-73-151		Cut	Gordon Johnson	83-78-161
T42	Gregg Jones	70-75-74-79-298	\$1,640.00	Cut	Butch Sheehan	76-75-151		Cut	Dave Spengler	77-84-161
T42	Larry W. Emery	72-77-77-72-298	\$1,640.00	Cut	Stacey Hart	75-76-151		Cut	Jay Lumpkin	79-83-162
T42	William Shriver	76-74-76-72-298	\$1,640.00	Cut	Tad Holloway	76-75-151		Cut	Bill Kokott	77-85-162
T42	Brien Paquette	76-72-76-74-298	\$1,640.00	Cut	Craig Stevens	73-78-151		Cut	Jamie Fordyce	82-81-163
T42	Tim Hobby	79-71-74-74-298	\$1,640.00	Cut	Tom Waitrovich	76-75-151		WD	Charlie Cowell	
T47	Heath Wassem	77-72-78-72-299	\$1,405.00	Cut	Frank Bensel	70-81-151		WD	Grant Turner	
T47	Chris Mitchell	71-77-78-73-299	\$1,405.00	Cut	Rob Gibbons	74-77-151				
T47	John Bernel	76-74-76-73-299	\$1,405.00	Cut	Frank Esposito Jr.	77-74-151				

Presenting Sponsors: Club Car Inc., IBM, Oldsmobile and Titleist/FootJoy Worldwide & Cobra Golf

1998 Mike Burke Jr., of Towaco, N.J., turned in a near-flawless performance on the slick greens of The Centennial Course, posting a final-round 2-under-par 70 to win the 31st PGA Professional National Championship at Pinehurst (N.C.) Resort & Country Club. Burke, 41, PGA head professional at Mountain Ridge Country Club in West Caldwell, N.J., sealed his victory with birdies on the 12th, 16th and 17th holes. Burke's 72-hole total of 7-under-par 281 earned him a three-stroke victory over Bob Gaus, of St. Louis, Mo. Burke won a record first-place prize of \$40,000 from a purse of \$300,000 and became the second New Jersey Section PGA Professional to win the PGA Professional National Championship. Howell Fraser, formerly of West Caldwell, N.J., won the inaugural National Championship in 1968. Jay Overton, of Palm Harbor, Fla., who shared runner-up honors with Burke in 1997, and 1992 Champion Ron McDougal, of Purchase, N.Y., tied for third at 285.



Champion: Mike Burke Jr., Towaco, N.J.	
Site:	Pinehurst (N.C.) Resort & Country Club
Date:	June 25-28, 1998
Course:	Pinehurst No. 8, The Centennial Course
Par:	72 – 7,027 yards
Purse:	\$300,000
Field:	144
Cut at 147 71 players advanced	

Eastern PGA Professional Championship

Sept. 23-26 – Country Club of Petersburg, Va.

Champion: Bill Van Orman, Carmel, N.Y.

70-69-68-72-279 (9-under-par)

Northern PGA Professional Championship

Sept. 24-27 – Lochland Country Club, Hastings, Neb.

Champion: Ken Schall, Waterloo, Iowa

69-63-72-71-275 (13-under-par)

Western PGA Professional Championship

Oct. 14-17 – Sunriver (Ore.) Resort-Crosswater Golf Club

Champion: Kim Thompson, American Fork, Utah

73-70-72-70-285 (3-under-par)

Southern PGA Professional Championship

Oct. 14-17 – Hattiesburg (Miss.) Country Club

Champion: Jay Overton, Palm Harbor, Fla.

64-69-72-68-273 (7-under-par)

	Centennial Course Avg.	Sub-Par Rounds	Par Rounds	Rounds Over Par	Round Leader	Mike Burke Jr.
Round 1:	75.73	29	18	96	67 - Kevin Morris	69 - T-5th
Round 2:	74.44	33	18	91	136 - Mike Burke Jr.	146 - (67) 1st
Round 3:	74.43	6	7	57	211 - Mike Burke Jr.	211 - (75) 1st
Round 4:	73.77	13	8	49	281 - Mike Burke Jr.	281 - (70) 1st
Totals:	74.85	81	51	293		

Championship Summary

Place	Name	Score	Winnings	Place	Name	Score	Winnings	Place	Name	Score
1	Mike Burke Jr.	69-67-75-70-281	\$40,000	T49	Chris Starkjohann	68-75-77-75-295	\$1,406	Cut	John A. Schoonover	80-70-150
2	Bob Gaus	70-67-75-72-284	\$26,000	T49	Robby Ware	73-73-72-77-295	\$1,406	Cut	Michael Hamblin	76-74-150
T3	Jay Overton	74-73-69-69-285	\$17,500	T49	Larry Emery	74-72-72-77-295	\$1,406	Cut	John Dahl	76-74-150
T3	Ron McDougal	69-71-75-70-285	\$17,500	T52	Brian Kelly	71-75-76-74-296	\$1,340	Cut	Sammy Rachels	74-77-151
T5	Mark Mielke	75-70-71-70-286	\$13,000	T52	Jon Chaffee	72-74-74-76-296	\$1,340	Cut	Ralph Salito	76-75-151
T7	Jeff Lankford	69-70-75-72-286	\$13,000	T52	Rocky Catalano	72-73-73-78-296	\$1,340	Cut	Christian Czaja	76-75-151
T7	Chris Tucker	74-71-73-69-287	\$10,500	T55	Mark Gurnow	74-71-78-74-297	\$1,260	Cut	Heath Wassem	79-72-151
T7	Gene Fieger	72-71-70-74-287	\$10,500	T55	Tim Hobby	75-70-76-76-297	\$1,260	Cut	Bill Schumaker	77-74-151
T9	Ron Stellen	74-72-72-70-288	\$7,500	T55	Michael Barge	75-71-74-77-297	\$1,260	Cut	John Gentile	77-74-151
T9	Scott Williams	71-75-71-71-288	\$7,500	T55	Jerry Tucker	71-75-74-77-297	\$1,260	Cut	Denny Hepler	78-73-151
T9	Robert Thompson	73-72-72-71-288	\$7,500	T55	Mike Baker	69-74-76-78-297	\$1,260	Cut	Tim Weinhart	69-82-151
T9	Jim Schuman	70-70-75-73-288	\$7,500	T60	Brent Murray	75-72-78-73-298	\$1,160	Cut	Steve Bowman	73-78-151
T13	Bruce Zabriski	72-71-73-73-289	\$5,000	T60	Will Brewer	72-75-77-74-298	\$1,160	Cut	Sam Adams	76-75-151
T13	Ken Schall	74-67-74-74-289	\$5,000	T60	Brad Sherry	73-72-77-76-298	\$1,160	Cut	Chris Black	72-79-151
T13	Karl Kimball	69-68-77-75-289	\$5,000	T60	Ted Goin	75-72-75-76-298	\$1,160	Cut	Kelly Manos	75-77-152
T16	Kent Stauffer	73-70-74-73-290	\$3,550	T60	Kevin DeNike	71-74-76-77-298	\$1,160	Cut	Douglas Doxsie	73-79-152
T16	Paul Earnest	72-71-73-74-290	\$3,550	T65	Kevin Morris	67-76-78-78-299	\$1,090	Cut	Brian Fogt	72-80-152
T16	Eddie Terasa	72-72-72-74-290	\$3,550	T65	Brett Upper	69-74-77-79-299	\$1,090	Cut	Ken Krieger	72-80-152
T16	Bob Boyd	76-68-69-77-290	\$3,550	67	Judd Gibb	69-74-77-80-300	\$1,060	Cut	Pat Stephens	74-79-153
T20	Stephen Keppler	75-72-73-71-291	\$2,850	68	Milan Swilor	74-72-79-76-301	\$1,040	Cut	Jim Booros	77-76-153
T20	Bob Groff	71-76-73-71-291	\$2,850	69	Roy Vucinich	75-72-79-77-303	\$1,020	Cut	Bruce Smith	74-79-153
T20	Will Frantz	69-74-74-74-291	\$2,850	70	Chris Campbell	73-72-79-83-307	\$1,000	Cut	Arthur Whaley	76-77-153
T20	Jeff Thomsen	72-71-73-75-291	\$2,850	Cut	Steve Stull	77-71-148		Cut	Mike Gove	77-76-153
T20	Bob Ford	68-69-78-76-291	\$2,850	Cut	George Bryan	73-75-148		Cut	Vic Lipscomb	76-77-153
T20	Todd-M. Smith	69-71-74-77-291	\$2,850	Cut	John A. Traub	73-75-148		Cut	Rob Shuey	76-77-153
26	Kim Thompson	72-72-76-72-292	\$2,500	Cut	Greg Van Natta	77-71-148		Cut	Terry Hertzog	76-78-154
T27	Rick Morton	74-71-78-70-293	\$2,085	Cut	Dan Key	74-74-148		Cut	Mike San Filippo	78-76-154
T27	Stan Bickel	76-71-77-69-293	\$2,085	Cut	Jeff Combe	73-75-148		Cut	Jeffrey Stewart	78-76-154
T27	John Mazza	72-73-78-70-293	\$2,085	Cut	Michael Combs	75-73-148		Cut	David Lane	77-77-154
T27	Daniel Thore	71-73-77-72-293	\$2,085	Cut	John A. Hayes	71-77-148		Cut	Tony Saraceno	80-75-155
T27	Jeff Coston	73-74-74-72-293	\$2,085	Cut	Ric Burgess	74-74-148		Cut	Cameron Doan	76-79-155
T27	Lonnie Nielsen	70-72-78-73-293	\$2,085	Cut	Stacey Hart	73-75-148		Cut	Tom Sovay	79-76-155
T27	Tad Holloway	71-75-74-73-293	\$2,085	Cut	Michael Gill	75-73-148		Cut	John Bernel	75-80-155
T27	Jim Knoesel	72-74-74-73-293	\$2,085	Cut	Greg Avant	75-73-148		Cut	Mike Zaremba	79-77-156
T27	Jeff Roth	68-76-74-75-293	\$2,085	Cut	Bryan Sullivan	73-75-148		Cut	Jay Lumpkin	77-79-156
T27	Tim Thelen	76-71-72-74-293	\$2,085	Cut	Alan Morin	76-73-149		Cut	Mark Coward	77-79-156
T27	John O'Neill	71-74-73-75-293	\$2,085	Cut	Frank Dobbs	77-72-149		Cut	Roger Gunn	73-84-157
T27	Tim Fleming	74-72-72-75-293	\$2,085	Cut	Billy Anderson	73-76-149		Cut	Rob Ferguson	78-79-157
T27	Bret Taylor	72-71-74-76-293	\$2,085	Cut	Bob Makoski	75-74-149		Cut	Todd Smith	79-79-158
T27	Gary Groh	70-76-71-76-293	\$2,085	Cut	Joe Donnelly	74-75-149		Cut	John Klocksin	80-78-158
T41	Mark Hughes	72-72-78-72-294	\$1,620	Cut	Bill Van Orman	76-74-150		Cut	Dve Fleming	80-79-159
T41	Bill Lewis	73-72-77-72-294	\$1,620	Cut	Darrell Kestner	80-70-150		Cut	Paul Parajeckas	83-77-160
T41	Stu Ingraham	72-71-78-73-294	\$1,620	Cut	Pat Delaney	72-78-150		Cut	Danny M. Loken	81-79-160
T41	Don Sweeting	77-70-75-72-294	\$1,620	Cut	Mark Chapleski	73-77-150		Cut	Larry Webb	81-80-161
T41	Jeff Hunter	74-71-76-73-294	\$1,620	Cut	Willie Kane	75-75-150		Cut	Jim Augustine	80-83-163
T41	Tom Harding	75-71-73-75-294	\$1,620	Cut	Robert Sedorcek	75-75-150		WD	Kip Henley	71-69-140
T41	Robert Romero	73-73-73-75-294	\$1,620	Cut	Bobby Heins	76-74-150		WD	Roger Watson	81
T41	Fred Holton	71-71-76-76-294	\$1,620	Cut	Rob Wilkin	75-75-150		WD	Gary Robison	

PGA PROFESSIONAL NATIONAL CHAMPIONSHIP

Presenting Sponsors: Club Car Inc., IBM, Oldsmobile and Titleist/FootJoy Worldwide & Cobra Golf

1997 Bruce Zabriski, a 39-year-old PGA assistant professional at Westchester Country Club in Rye, N.Y., built a three-stroke lead after 54 holes, then struggled home to a final-round 3-over-par 75 to win the 30th PGA Professional National Championship at Pinehurst (N.C.) Resort & Country Club's No. 8, The Centennial Course.

Zabriski's final round was the highest by a winner in the history of the Championship, and gave him a 72-hole total of 7-under-par 281. He earned a first-place prize of \$28,000 from the \$300,000 purse. The trio of Jay Overton, of Palm Harbor, Fla., 1995 National Champion Steve Schneider, of Sandy, Utah, and Mike Burke Jr., of Towaco, N.J., tied for second, one stroke back, at 6-under-par 282.

Zabriski, the nation's No. 2-ranked playing club professional heading into the 30th PGA Professional National Championship, bogeyed the fourth, 10th and 12th holes and salvaged 15 pars. He capped his round by making a three-foot par putt on the par-4 18th hole.



Champion: Bruce Zabriski, Rye, N.Y.	
Site:	Pinehurst (N.C.) Resort & Country Club
Date:	June 26-29
Course:	Pinehurst No. 8, The Centennial Course
Par:	72 – 7,027 yards
Purse:	\$300,000
Field:	144
Cut at 148 70 players advanced	

Northern PGA Professional Championship

Oct. 1-4 – Pete Dye Golf Club, Bridgeport, W.Va.

Champion: Billy Anderson, Oakmont, Pa.

72-71-69-72-284 (4-under-par)

Eastern PGA Professional Championship

Oct. 1-4 – The Homestead (Cascades Course), Hot Springs, Va.

Champion: Karl Kimball, Lenoir, N.C.

71-66-68-71-276 (4-under-par)

Western PGA Professional Championship

Oct. 29-Nov. 1 – Painted Dunes Desert Golf Course, El Paso, Texas

Champion: Steve Schneider, Sandy, Utah

72-68-69-71-280 (8-under-par)

Southern PGA Professional Championship

Oct. 30-Nov. 2 – Marriott's Grand Hotel Resort & Golf Club, Point Clear, Ala.

Champion: Jay Overton, Palm Harbor, Fla.

78-68-70-70-286 (2-under-par)

	Centennial Course Avg.	Sub-Par Rounds	Par Rounds	Rounds Over Par	Round Leader	Bruce Zabriski
Round 1:	75.56	15	12	117	70 - Boyd, Brady, Overton, Paesani, Rachels, Zabriski	70 - T-1
Round 2:	74.08	27	22	95	137 - Jay Overton	141 - (71) T-2
Round 3:	73.80	16	9	45	206 - Bruce Zabriski	206 - (65) 1st
Round 4:	74.42	12	8	49	281 - Bruce Zabriski, John Mazza, Bob Sowards	281 - (75) 1st
Totals:	74.59	70	51	306		

Championship Summary

Place	Name	Score	Winings	Place	Name	Score	Winings	Place	Name	Score	Winings
1	Bruce Zabriski	70-71-65-75-281	\$28,000.00	T-43	Robert Hoyt	76-69-73-78-296	\$1,520.00	Cut	John Reeves	74-77-151	\$500.00
T-2	Steve Schneider	76-68-70-68-282	\$17,000.00	T-50	Phil Bland	73-75-77-72-297	\$1,330.00	Cut	Michael Genovese	79-72-151	\$500.00
T-2	Jay Overton	70-67-72-73-282	\$17,000.00	T-50	Bob Borowicz	75-72-74-76-297	\$1,330.00	Cut	Brett Upper	73-78-151	\$500.00
T-2	Mike Burke Jr.	74-68-68-72-282	\$17,000.00	T-50	John Traub	75-71-74-77-297	\$1,330.00	Cut	Bob Klein Jr.	76-76-152	\$500.00
5	Bob Ford	72-71-70-71-284	\$12,000.00	T-50	Tony Saraceno	74-73-73-77-297	\$1,330.00	Cut	Charlie Gibson	77-75-152	\$500.00
6	Bret Taylor	73-68-71-73-285	\$11,000.00	T-50	David Glenz	76-72-72-77-297	\$1,330.00	Cut	Kelly Manos	78-74-152	\$500.00
T-7	Rob Wilkin	71-72-72-71-286	\$9,000.00	T-50	Mick Soli	72-73-74-78-297	\$1,330.00	Cut	Scott Spence	77-75-152	\$500.00
T-7	John Stone	74-72-69-71-286	\$9,000.00	56	Jeff Roth	75-73-78-72-298	\$1,260.00	Cut	Mike Cook	76-76-152	\$500.00
T-7	Jeff Lankford	73-73-69-71-286	\$9,000.00	T-57	Shawn McEntee	76-72-77-74-299	\$1,200.00	Cut	Darrell Kestner	74-78-152	\$500.00
T-10	John Mazza	72-73-74-68-287	\$6,500.00	T-57	Kim Thompson	75-72-77-75-299	\$1,200.00	Cut	Larry Emery	74-78-152	\$500.00
T-10	Bob Boyd	70-72-71-74-287	\$6,500.00	T-57	Brian Kelly	72-72-80-75-299	\$1,200.00	Cut	Bob Lenzion	77-76-153	\$500.00
12	John Paesani	70-75-71-72-288	\$5,500.00	T-57	Brad Westfall	76-72-73-78-299	\$1,200.00	Cut	Brian Fogt	76-77-153	\$500.00
T-13	Bob Makoski	72-74-72-72-290	\$4,275.00	T-57	Bob Mann	72-75-72-80-299	\$1,200.00	Cut	Will Frantz	79-74-153	\$500.00
T-13	Shawn Kelly	71-74-73-72-290	\$4,275.00	T-62	Jamie Fordyce	73-75-75-77-300	\$1,130.00	Cut	Gary Trivisonno	76-77-153	\$500.00
T-13	James Mason	78-70-68-74-290	\$4,275.00	T-62	Roy Vucinich	76-71-76-77-300	\$1,130.00	Cut	Gary Robison	78-76-154	\$500.00
T-13	Ron Philo Jr.	71-70-72-77-290	\$4,275.00	64	Ken Krieger	73-75-76-77-301	\$1,100.00	Cut	Rick Lewallen	78-76-154	\$500.00
T-17	Jim White	74-74-72-71-291	\$3,175.00	T-65	Mel Baum	73-74-78-77-302	\$1,060.00	Cut	Billy H. Brown	77-77-154	\$500.00
T-17	John Lee	74-72-71-74-291	\$3,175.00	T-65	Perry Arthur	73-75-76-78-302	\$1,060.00	Cut	Gene Fieger	78-76-154	\$500.00
T-17	Mark Fuller	74-73-70-74-291	\$3,175.00	T-65	James Deiters	71-72-76-83-302	\$1,060.00	Cut	Paul Parajeckas	79-75-154	\$500.00
T-17	John Hickson	72-74-70-75-291	\$3,175.00	68	Bob Ackerman	73-72-81-78-304	\$1,020.00	Cut	Fran Marrello	80-74-154	\$500.00
T-21	Bob Sowards	71-76-77-68-292	\$2,607.15	69	Denny Hepler	75-72-82-77-306	\$1,010.00	Cut	Benny Passons	74-80-154	\$500.00
T-21	Frank Dobbs	75-69-78-70-292	\$2,607.15	70	Wayne DeFrancesco	76-71-77-WD (Injury)	\$500.00	Cut	Bobby Heins	77-77-154	\$500.00
T-21	Pete Oakley	73-72-74-73-292	\$2,607.14	Cut	Stu Ingraham	74-75-149	\$500.00	Cut	Tom Joyce	80-74-154	\$500.00
T-21	Chris Toulson	71-71-71-79-292	\$2,607.14	Cut	Lonnie Nielsen	74-75-149	\$500.00	Cut	Curt Schnell	76-78-154	\$500.00
T-21	Chris Tucker	72-73-69-78-292	\$2,607.14	Cut	Tim Fleming	72-77-149	\$500.00	Cut	Milan Swilor	80-74-154	\$500.00
T-21	Steve Brady	70-74-74-74-292	\$2,607.14	Cut	Brad Dean	77-72-149	\$500.00	Cut	Bill Shriver	82-73-155	\$500.00
T-21	Todd Smith	76-71-70-75-292	\$2,607.14	Cut	Chris Dachisen	79-71-150	\$500.00	Cut	Jim Sobb	79-76-155	\$500.00
T-28	Brad Sherfy	74-73-75-71-293	\$2,175.00	Cut	Ron Beurmann	77-73-150	\$500.00	Cut	Ron Skayhan	77-78-155	\$500.00
T-28	Stephen Keppler	71-75-73-74-293	\$2,175.00	Cut	Ken Schall	78-72-150	\$500.00	Cut	Rick Schuller	80-75-155	\$500.00
T-28	Tad Holloway	72-74-73-74-293	\$2,175.00	Cut	Jon Chaffee	75-75-150	\$500.00	Cut	Webb Heintzelman	79-76-155	\$500.00
T-28	Rick Hartmann	75-72-72-74-293	\$2,175.00	Cut	Edward Whitman	74-76-150	\$500.00	Cut	Mark Mielke	76-79-155	\$500.00
T-28	Charlie Bolling	71-72-73-77-293	\$2,175.00	Cut	Bryan Sullivan	73-77-150	\$500.00	Cut	Ed Sabo	81-75-156	\$500.00
T-28	Bill Van Orman	72-72-72-77-293	\$2,175.00	Cut	Rob Gibbons	77-73-150	\$500.00	Cut	Eddie Terasa	78-78-156	\$500.00
T-34	Bob Gaus	73-71-79-71-294	\$1,900.00	Cut	John Bermel	75-75-150	\$500.00	Cut	Ned Weaver	81-75-156	\$500.00
T-34	Ron McDougal	73-72-76-73-294	\$1,900.00	Cut	Mike San Filippo	73-77-150	\$500.00	Cut	Donald Yrene	83-73-156	\$500.00
T-34	Jeff Thomsen	76-71-73-74-294	\$1,900.00	Cut	Robert Sedorcek	76-74-150	\$500.00	Cut	John Godwin	81-75-156	\$500.00
T-34	John O'Neill	73-68-77-76-294	\$1,900.00	Cut	Walt Chapman	72-78-150	\$500.00	Cut	Lenny Hartlage	79-78-157	\$500.00
T-34	John DeForest	75-70-73-76-294	\$1,900.00	Cut	Jeff Hanson	77-74-151	\$500.00	Cut	Walter Smith	81-76-157	\$500.00
T-34	Chris Campbell	74-69-73-78-294	\$1,900.00	Cut	Bill Schumaker	77-74-151	\$500.00	Cut	Jay Lumpkin	78-79-157	\$500.00
T-40	Bob Kave	76-71-76-72-295	\$1,720.00	Cut	John Dal Corobbo	78-73-151	\$500.00	Cut	Mike Baker	78-80-158	\$500.00
T-40	Mike Putnam	71-77-73-74-295	\$1,720.00	Cut	Robby Ware	74-77-151	\$500.00	Cut	Matt Swanson	77-81-158	\$500.00
T-40	Sammy Rachels	70-75-75-75-295	\$1,720.00	Cut	David Thore	78-73-151	\$500.00	Cut	Larry Webb	74-85-159	\$500.00
T-43	Randy Peterson	74-71-81-70-296	\$1,520.00	Cut	Tony Gill	81-70-151	\$500.00	Cut	Doug Davis	79-80-159	\$500.00
T-43	Jerry Tucker	75-71-78-72-296	\$1,520.00	Cut	Mark Brown	77-74-151	\$500.00	Cut	Terry Johnson	82-78-160	\$500.00
T-43	Tom Waitrovich	75-73-75-73-296	\$1,520.00	Cut	John C. Nelson	75-76-151	\$500.00	Cut	Steve Groves	87-75-162	\$500.00
T-43	Steve Bowman	77-68-77-74-296	\$1,520.00	Cut	John Gentile	73-73-151	\$500.00	Cut	Bill Israelson	83-79-162	\$500.00
T-43	Rick Morton	74-72-74-76-296	\$1,520.00	Cut	Jeff Coston	73-78-151	\$500.00	Cut	Robert Singletary	87-82-169	\$500.00
T-43	Jim Booros	76-70-74-76-296	\$1,520.00	Cut	George Bowman	77-74-151	\$500.00	Cut	Leigh Brannan	89-84-173	\$500.00

Supporting Sponsors: Atrigon Golf Inc., Club Car Inc., Cobra Golf Inc., Fila USA Inc., Goldwin Golf USA Inc., Guess Golf, Imperial Headwear, le coq sportif and Lynx Golf

1996 Darrell Kestner, of East Norwich, N.Y., staged a putting experiment at the 29th PGA Professional National Championship that may be one of the most remarkable turnabout performances in the history of the showcase event for PGA Professionals. Kestner rebounded from an opening 73 and switched to a crosshanded putting grip to find the winning touch on the PGA West greens in La Quinta, Calif.

Kestner, the 43-year-old PGA head professional at Deepdale Golf Club in Manhasset, N.Y., capped his rally by making a curling 40-foot birdie putt on the 18th hole of the Arnold Palmer Private Course, for a record-breaking 17-under-par 271. Kestner, whose previous best finish in nine attempts was a share of second place in 1994, broke the 72-hole scoring record of 272 set by 1968 Champion Howell Fraser. Kestner edged Dan Bateman, of Huntington Beach, Calif., by one stroke. Kestner became the first player in PGA of America history to win both the national PGA Assistant Professional Championship and the PGA Professional National Championship. He also is the only multiple winner of the PGA Assistant Professional Championship (1982, '87). The Championship had the lowest cut (3-under-par 213) in its history, using three regulation-length courses.

The 29th PGA Professional National Championship was the final Championship to feature 360 players in the national finals. A new 72-hole format went into effect in 1997.

Champion: Darrell Kestner, E. Norwich, N.Y.	
Site:	PGA West, La Quinta, Calif.
Date:	Sept. 26-29
Course: Nicklaus Private	Par: 72 – 6,854 yds.
Course: Palmer Private	Par: 72 – 6,791 yds.
Course: Weiskopf Private	Par: 72 – 7,244 yds.
Purse: \$400,000	Field: 360
Cut at 213 103 players advanced	



	J. Nicklaus Private	A. Palmer Private	T. Weiskopf Private	Round Leader	Darrell Kestner
Round 1:	72.60	73.80	73.10	65 - Tad Holloway, Jeff Lankford	73 - T-16
Round 2:	72.50	72.55	73.00	133 - Rick Lewallen	137 - (64) T-16
Round 3:	72.16	72.95	72.57	200 - Brad Sherfy	204 - (67) T-6
Round 4:	72.12			271 - Darrell Kestner	271 - (67) 1st
Totals:	72.44	72.87	72.93		

Championship Summary

Place	Name	Score	Winnings	Place	Name	Score	Winnings	Place	Name	Score	Winnings
1	Darrell Kestner	73-64-67-67-271	\$32,000.00	T-35	Chip Sullivan	71-68-73-69-281	\$1,343.75	T-66	Leigh Brannan	67-70-74-73-284	\$693.85
2	Dan Bateman	66-69-68-69-272	\$22,000.00	T-35	Billy Brown	68-71-72-70-281	\$1,343.75	T-66	Ned Weaver	70-70-73-71-284	\$693.85
T-3	Jeff Roth	72-69-65-68-274	\$14,333.33	T-35	Mike Putnam	68-69-74-70-281	\$1,343.75	T-66	Jeff Hanson	69-69-74-72-284	\$693.85
T-3	Brad Sherfy	68-67-65-74-274	\$14,333.34	T-35	Mark Brown	71-67-71-72-281	\$1,343.75	T-66	Phil Bland	78-70-64-72-284	\$693.85
T-3	Rick Lewallen	69-64-69-72-274	\$14,333.34	T-35	George Bowman	71-68-68-74-281	\$1,343.75	T-66	Webb Heintzelman	73-70-69-72-284	\$693.85
T-6	Bruce Zabriski	70-67-67-71-275	\$10,500.00	T-35	Bob Ford	68-69-66-78-281	\$1,343.75	T-66	Rick Schuller	72-73-67-72-284	\$693.85
T-6	Tad Holloway	65-71-69-70-275	\$10,500.00	T-35	Robert Sedorcek	67-69-69-76-281	\$1,343.75	T-66	Doug Davis	72-66-72-74-284	\$693.85
T-8	Stephen Keppler	68-66-73-69-276	\$7,600.00	T-43	Mick Soli	71-72-69-70-282	\$971.12	T-66	Brad Westfall	68-71-69-76-284	\$693.85
T-8	Brian Kelly	68-67-72-69-276	\$7,600.00	T-43	Chris Dachisen	73-70-67-72-282	\$971.11	T-79	Bob Makosi	73-74-66-72-285	\$630.00
T-8	Todd M. Smith	70-67-70-69-276	\$7,600.00	T-43	Bob Bleahn	71-73-69-69-282	\$971.11	T-79	Benny Passons	69-72-71-73-285	\$630.00
T-8	Ron McDougal	69-70-69-68-276	\$7,600.00	T-43	James Deiters	68-69-75-70-282	\$971.11	T-79	John Bernel	74-69-70-72-285	\$630.00
T-8	Mike Burke Jr.	68-72-66-70-276	\$7,600.00	T-43	Bill Israelson	71-69-72-70-282	\$971.11	T-79	Mike Cook	72-68-71-74-285	\$630.00
T-13	Gene Fieger	68-72-68-69-277	\$5,750.00	T-43	Will Frantz	72-72-66-72-282	\$971.11	T-79	Jamie Fordyce	72-67-74-72-285	\$630.00
T-13	Jeffrey Lankford	65-72-70-70-277	\$5,750.00	T-43	Mark Fuller	70-68-71-73-282	\$971.11	T-79	Steve Groves	73-70-69-73-285	\$630.00
T-13	Sammy Rachels	66-70-70-71-277	\$5,750.00	T-43	Milan Swilor	67-69-71-75-282	\$971.11	T-79	Jim White	71-66-73-75-285	\$630.00
T-13	John Hickson	68-66-69-74-277	\$5,750.00	T-43	Bob Lenzion	67-69-70-76-282	\$971.11	T-79	Robert Singletary	72-70-68-75-285	\$630.00
T-17	Perry Arthur	70-66-69-73-278	\$4,875.00	T-52	Bob Kave	76-68-69-70-283	\$815.00	T-79	Shawn McEntee	73-69-67-76-285	\$630.00
T-17	Rick Hartmann	73-64-71-70-278	\$4,875.00	T-52	Will Brewer	72-72-69-70-283	\$815.00	T-79	Paul Parajeckas	67-68-73-77-285	\$630.00
T-19	John O'Neill	73-70-68-68-279	\$3,750.00	T-52	Bret Taylor	74-68-70-71-283	\$815.00	T-79	Scott Spence	69-69-69-78-285	\$630.00
T-19	Robby Ware	70-72-69-68-279	\$3,750.00	T-52	Chris Campbell	68-74-70-71-283	\$815.00	T-90	Randy Peterson	68-73-72-73-286	\$587.50
T-19	Kim Thompson	69-72-70-68-279	\$3,750.00	T-52	Walter Smith	70-70-72-71-283	\$815.00	T-90	Ron Skayhan	71-72-70-73-286	\$587.50
T-19	Dana Quigley	71-70-70-68-279	\$3,750.00	T-52	Bill Van Orman	72-71-69-71-283	\$815.00	T-90	Tony Gill	69-73-70-74-286	\$587.50
T-19	Edward Whitman	73-70-69-67-279	\$3,750.00	T-52	Ed Sabo	74-66-71-72-283	\$815.00	T-90	Ron Beurmann	72-68-73-73-286	\$587.50
T-19	Lonnie Nielsen	69-69-69-72-279	\$3,750.00	T-52	Larry Emery	70-72-69-72-283	\$815.00	T-90	John Deforest	67-70-73-76-286	\$587.50
T-19	Donald Yrene	73-68-67-71-279	\$3,750.00	T-52	Ken Schall	72-67-72-72-283	\$815.00	T-90	Steve Bowman	68-72-69-77-286	\$587.50
T-26	Bob Sowards	75-64-71-70-280	\$2,172.23	T-52	John Dal Corobbo	71-70-69-73-283	\$815.00	T-96	Christopher Toulson	69-71-72-75-287	\$567.50
T-26	Brad Dean	71-72-68-69-280	\$2,172.23	T-52	Tom Waitrovich	71-67-69-76-283	\$815.00	T-96	Terry Johnson	69-68-73-77-287	\$567.50
T-26	Mike Baker	72-71-69-68-280	\$2,172.22	T-52	John Reeves	68-70-69-76-283	\$815.00	T-98	Charlie Gibson	73-67-71-77-288	\$555.00
T-26	James Mason	71-73-68-68-280	\$2,172.22	T-52	Lenny Hartlage	68-74-69-72-283	\$815.00	T-98	Charlie Bolling	73-67-71-77-288	\$555.00
T-26	Bob Gaus	74-69-69-68-280	\$2,172.22	T-52	Rob Gibbons	72-68-69-73-283	\$815.00	T-98	John Stone	71-68-72-77-288	\$555.00
T-26	Mel Baum	73-68-70-69-280	\$2,172.22	T-66	Steve Brady	72-68-73-71-284	\$693.85	T-101	Tim Fleming	71-73-69-76-289	\$542.50
T-26	William Shriver	73-68-69-70-280	\$2,172.22	T-66	Matthew Swanson	72-73-66-73-284	\$693.85	T-101	Michael Genovese	77-69-67-76-289	\$542.50
T-26	Bob Borowicz	67-73-69-71-280	\$2,172.22	T-66	Eric Booker	73-73-67-71-284	\$693.85	103	Bob Klein Jr.	72-71-70-79-292	\$535.00
T-26	Brian Fogt	68-67-72-73-280	\$2,172.22	T-66	Rob Wilkin	73-67-70-74-284	\$693.85	WD	Gene Zimmermann	78-78	\$400.00
T-35	Bob Mann	68-70-72-71-281	\$1,343.75	T-66	Kelly Manos	75-66-72-71-284	\$693.85	WD	Roger Watson	83-83	\$400.00

PGA PROFESSIONAL NATIONAL CHAMPIONSHIP

Supporting Sponsors: Atrigon Golf Inc., Club Car Inc., Cobra Golf Inc., Fila USA Inc., Goldwin Golf USA Inc., Guess Golf, Imperial Headwear, le coq sportif and Lynx Golf

1995 Steve Schneider, of Sandy, Utah, rallied from a four-stroke deficit to edge John DeForest, of Accord, N.Y., and Bob Ford, of Oakmont, Pa., by one stroke and win the 28th PGA Professional National Championship a day before his 32nd birthday.

Schneider closed with a 4-under-par 68, by chipping from the left fringe of the 18th green at the La Quinta Mountain Course and sinking a two-foot birdie putt on the par-5, 524-yard hole. Schneider capped a five-birdie, one-bogey performance for a 72-hole total of 10-under-par 278. Schneider then waited 15 minutes before DeForest three-putted from 40 feet on the 18th hole and missed his bid for a playoff. Schneider earned a first-place prize of \$32,000 from a total purse of \$400,000. DeForest, who had a final-round 71, and Ford each earned \$19,500. Ford, playing in the same threesome as Schneider, finished with a 69 and birdied the 17th and 18th holes, after making brilliant bunker approach shots.

The Championship featured three memorable shots – all on the La Quinta Mountain Course. Kent Dinsdale, of Rolla, Mo., and Chris Tucker, of Midland, N.C., recorded double eagles, while Jeffrey Roth, the 1993 Champion, posted his 10th career hole-in-one.

Champion: Steve Schneider, Sandy, Utah	
Site:	La Quinta & Rancho Mirage, Calif.
Date:	Oct. 5-8
Course:	Jack Nicklaus Private Par: 72 – 6,933 yds.
Course:	Dinah Shore Tourn. Par: 72 – 6,923 yds.
Course:	La Quinta Mountain Par: 72 – 6,681 yds.
Purse:	\$400,000
Field:	360
	Cut at 218
	92 players advanced



	Jack Nicklaus Private	LaQuinta Mountain	Dinah Shore Tourn.	Round Leader	Steve Schneider
Round 1:	74.90	74.70	74.30	66 - Tommy Sanderson	71 - T-32
Round 2:	74.00	73.90	74.80	137 - Rick Acton, Perry Arthur, Ron Philo Jr.	142 - (71) T-23
Round 3:	74.40	73.80	74.20	206 - Dino Lucchesi	210 - (68) T-7
Round 4:	72.90			278 - Steve Schneider	278 - (68) 1st
Totals:	74.470	73.94	74.478		

Championship Summary

Place Name	Score	Winnings	Place Name	Score	Winnings	Place Name	Score	Winnings
1 Steve Schneider	71-71-68-68-278	\$32,000.00	T-30 Benny Passons	71-72-70-73-286	\$1,750.00	T-60 Sam Olson	72-72-70-75-289	\$770.00
T-2 Bob Ford	71-67-72-69-279	\$19,500.00	T-30 Jeff Thomsen	73-68-69-76-286	\$1,750.00	T-60 Jerry Tucker	71-71-69-78-289	\$770.00
T-2 John DeForest	69-69-70-71-279	\$19,500.00	T-30 Shawn Kelly	70-74-67-75-286	\$1,750.00	T-67 Rick Lewallen	74-73-71-72-290	\$711.00
T-4 Stu Ingraham	71-71-70-69-281	\$12,333.34	T-30 Kirk Hanefeld	69-69-72-76-286	\$1,750.00	T-67 Tom Sovay	78-69-71-72-290	\$711.00
T-4 Robby M. Ware	72-70-69-70-281	\$12,333.33	T-30 Dino Lucchesi	69-72-65-80-286	\$1,750.00	T-67 Tony Saraceno	74-68-75-73-290	\$711.00
T-4 Lonnie Nielsen	71-68-71-71-281	\$12,333.33	T-38 Pat McTigue	71-74-73-69-287	\$1,100.00	T-67 Frank Ferguson	74-73-70-73-290	\$711.00
T-7 W. D. Israelson	71-72-70-69-282	\$8,300.00	T-38 Johnny Budwine	71-72-75-69-287	\$1,100.00	T-67 Brian Maloney	71-73-72-74-290	\$711.00
T-7 Jeffrey R. Roth	73-69-70-70-282	\$8,300.00	T-38 Terry Hertzog	72-72-73-70-287	\$1,100.00	T-72 Randy Helton	73-71-74-73-291	\$677.50
T-7 Perry Arthur	69-68-71-74-282	\$8,300.00	T-38 Darrell Kestner	74-72-71-70-287	\$1,100.00	T-72 Dan Wilkins	70-77-70-74-291	\$677.50
T-7 Dan Bateman	76-68-70-68-282	\$8,300.00	T-38 Greg Farrow	72-70-74-71-287	\$1,100.00	T-72 Will Hutter	73-71-73-74-291	\$677.50
T-7 Jim Estes	73-67-72-70-282	\$8,300.00	T-38 Dennis Winters	71-73-72-71-287	\$1,100.00	T-72 Ronald McDougal	74-76-67-74-291	\$677.50
T-12 Mike Burke Jr.	71-75-69-68-283	\$5,333.34	T-38 Stephen Keppler	68-72-75-72-287	\$1,100.00	T-72 Greg Van Natta	74-70-70-77-291	\$677.50
T-12 Mike Taylor	73-71-68-71-283	\$5,333.34	T-38 Ken McDonald	74-71-70-72-287	\$1,100.00	T-72 Eddie Kilthau	68-73-73-77-291	\$677.50
T-12 Bob Boyd	74-71-68-70-283	\$5,333.34	T-38 Mike Cook	72-71-71-73-287	\$1,100.00	78 Tim Fleming	73-71-72-76-292	\$660.00
T-12 Chris Anderson	68-72-73-70-283	\$5,333.33	T-38 Tom Dawson	71-70-73-73-287	\$1,100.00	T-79 Dick Hyland	74-72-72-75-293	\$650.00
T-12 Eric Booker	73-69-68-73-283	\$5,333.33	T-38 John Hickson	72-70-72-73-287	\$1,100.00	T-79 Fran Marrello	74-69-74-76-293	\$650.00
T-12 George Bowman	70-68-72-73-283	\$5,333.33	T-38 Bryan Sullivan	72-70-71-74-287	\$1,100.00	T-79 Tom Sutter	73-70-74-76-293	\$650.00
T-12 Ron Philo Jr.	67-70-71-75-283	\$5,333.33	T-50 Tom Atchison	75-71-72-70-288	\$855.00	T-82 Rob Wilkin	75-74-69-76-294	\$630.00
T-12 Ken Schall	68-70-71-74-283	\$5,333.33	T-50 Terry Florence	71-74-72-71-288	\$855.00	T-82 Thomas Mudd	68-77-73-76-294	\$630.00
T-12 Chris Tucker	71-70-67-75-283	\$5,333.33	T-50 Mike Putnam	71-75-71-71-288	\$855.00	T-82 Ralph Landrum	71-75-71-77-294	\$630.00
T-21 John C. Nelson	73-71-71-69-284	\$3,271.43	T-50 Steve Jurick	70-74-72-72-288	\$855.00	T-82 John Mason	70-73-74-77-294	\$630.00
T-21 John Reeves	70-72-73-69-284	\$3,271.43	T-50 Dana Quigley	71-72-73-72-288	\$855.00	T-82 Tommy T. Sanderson	66-77-73-78-294	\$630.00
T-21 Walt Chapman	71-75-68-70-284	\$3,271.43	T-50 Bob Lenzion	74-67-74-73-288	\$855.00	T-87 Craig Hartle	75-73-70-77-295	\$610.00
T-21 Eddie Terasa	71-71-72-70-284	\$3,271.43	T-50 Rick Acton	71-66-77-74-288	\$855.00	T-87 Joseph Rotarius	74-72-71-78-295	\$610.00
T-21 Michael Caporale	70-71-72-71-284	\$3,271.43	T-50 Ed Sabo	70-71-72-75-288	\$855.00	T-87 Martin Bohlen	72-74-69-80-295	\$610.00
T-21 John Bernel	72-70-70-72-284	\$3,271.43	T-50 Michael Parrish	74-72-67-75-288	\$855.00	90 Frank Dobbs	74-71-71-80-296	\$600.00
T-21 Mike Mitchell	70-73-71-70-284	\$3,271.43	T-50 Ed Vietmeier	72-69-71-76-288	\$855.00	T-91 Buddy Harston	70-74-74-79-297	\$592.50
T-28 Brad Sherfy	69-71-74-71-285	\$2,325.00	T-60 Chris Dachisen	73-70-74-72-289	\$770.00	T-91 Kevin Muir	71-76-70-80-297	\$592.50
T-28 Bruce Zabriski	73-70-73-69-285	\$2,325.00	T-60 Rod Nuckolls	72-71-74-72-289	\$770.00	NC Terry Carlson	76-79-155	
T-30 Jim Cichra	73-70-74-69-286	\$1,750.00	T-60 John Lee	74-70-73-72-289	\$770.00	WD Todd O'Neal		
T-30 Mark Rohde	72-71-73-70-286	\$1,750.00	T-60 Joseph R. Jackson	70-76-70-73-289	\$770.00	DQ Gary Ostrega		
T-30 Robert Sedorcek	76-71-68-71-286	\$1,750.00	T-60 Jay Overton	74-68-73-74-289	\$770.00			


Supporting Sponsors: Brunswick, Club Car, Cobra, Echelon Golf, Goldwin Golf USA, IBM, Karsten Manufacturing Corporation, le coq sportif and adidas, SensAgrip Inc., Titleist & Foot-Joy Worldwide

1994 Like a fine sauce, the 27th PGA Professional National Championship contained almost every ingredient that could be squeezed into a golf event. The Championship was extended an unprecedented fifth day after heavy rain soaked the Lake of the Ozarks region in central Missouri.

The final round ended in a three-way tie. Sammy Rachels, of DeFuniak Springs, Fla., who overcame four back operations over an 11-year Tour career (1975-85), won by two-putting for par on the second playoff hole. The Championship also featured a courageous final-round performance by Darrell Kestner, of Manhasset, N.Y., who suffered a severely sprained left ankle on the ninth hole and limped his way to second. Ron McDougal, of Purchase, N.Y., the 1992 National Champion, bowed out on the first playoff hole, only after completing a Championship in which he took a rare three days to post a course-record 6-under-par 65, during a rain-delayed second round on the Oaks Course.

Rachels, 44, earned a first-place prize of \$32,000 from a total purse of \$400,000. The top 25 finishers, with a score of 289 or lower, earned berths in the 77th PGA Championship at Riviera Country Club in Pacific Palisades, Calif.

Champion: Sammy Rachels, DeFuniak Springs, Fla.	
Site:	Osage Beach, Lake Ozark, Mo.
Date:	Oct. 6-9
Course: The Oaks Course	Par: 71 – 6,442 yds.
Course: Jones Course	Par: 71 – 6,406 yds.
Course: North Port National	Par: 72 – 7,150 yds.
Purse: \$400,000	Field: 360
Cut at 222	97 players advanced



	North Port (Par 72)	Jones (Par 71)	Oaks (Par 71)	Round Leader	Sammy Rachels
Round 1:	76.47	75.45	76.06	66 - Gary Groh	68 - T-3rd
Round 2:	74.98	74.45	75.28	137 - Ron McDougal	140 - (72) T-3rd
Round 3:	76.55	75.62	76.60	211 - Sammy Rachels, Frank Dobbs	211 - (71) T-1st
Round 4:		74.25		284 - S. Rachels, R. McDougal, D. Kestner	284 - (73) T-1st
Totals:	76.01	75.17	75.60		

Championship Summary

Place	Name	Score	Winnings	Place	Name	Score	Winnings	Place	Name	Score	Winnings
1	Sammy Rachels	68-72-71-73-284	\$32,000.00	T-26	Mike Gove	72-71-72-75-290	\$2,059.09	T-58	Dale Fuller	76-71-75-72-294	\$775.00
T-2	Darrell Kestner	70-71-73-70-284	\$19,500.00	T-26	Paul Trittler	72-70-71-77-290	\$2,059.09	T-68	Jim White	72-69-79-75-295	\$697.15
T-2	Ron McDougal	72-65-76-71-284	\$19,500.00	T-26	Eddie Terasa	67-73-74-76-290	\$2,059.09	T-68	Ed Sabo	71-72-75-77-295	\$697.15
4	Bruce Zabriski	73-69-71-72-285	\$14,000.00	T-37	Dan Bateman	72-74-73-72-291	\$1,250.00	T-68	Rick Gomes	76-72-72-75-295	\$697.14
T-5	Wayne DeFrancesco	73-71-74-68-286	\$10,500.00	T-37	Jerry Tucker	74-76-69-72-291	\$1,250.00	T-68	David Powell	76-76-68-75-295	\$697.14
T-5	Denny Hepler	74-71-72-69-286	\$10,500.00	T-37	Bryan Sullivan	76-69-73-73-291	\$1,250.00	T-68	Jeff Thomsen	77-69-75-74-295	\$697.14
T-5	Larry Emery	74-72-69-71-286	\$10,500.00	T-37	Jeff Batson	78-71-72-70-291	\$1,250.00	T-68	Robert Sedorecek	76-73-73-73-295	\$697.14
T-5	Drue Johnson	70-70-76-70-286	\$10,500.00	T-37	Kevin Burton	73-71-72-75-291	\$1,250.00	T-68	Jim Estes	75-75-72-73-295	\$697.14
T-9	Stephen Keppler	77-72-71-67-287	\$7,250.00	T-37	Rod Nuckolls	71-72-73-75-291	\$1,250.00	T-75	Roy Hunter	73-72-75-76-296	\$672.50
T-9	Mark Mielke	74-72-70-71-287	\$7,250.00	T-37	John Jasinski	75-76-71-69-291	\$1,250.00	T-75	Ron Beurmann	72-74-74-76-296	\$672.50
T-9	Gary Trivisonno	72-71-71-73-287	\$7,250.00	T-44	James Masserio Sr.	72-70-77-73-292	\$946.67	T-77	Mike Hammond	75-75-70-77-297	\$655.00
T-9	Gary Groh	66-76-71-74-287	\$7,250.00	T-44	Fran Marrello	72-73-74-73-292	\$946.67	T-77	John Mazza	76-75-70-76-297	\$655.00
T-13	Rick Acton	78-69-70-71-288	\$5,458.34	T-44	Lonnie Nielsen	77-70-72-73-292	\$946.67	T-77	Eric Booker	75-71-75-76-297	\$655.00
T-13	Mike Lawrence	72-71-78-67-288	\$5,458.34	T-44	John Sherman	71-71-76-74-292	\$946.67	T-77	Anthony Kelley	71-76-74-76-297	\$655.00
T-13	Mike Burke Jr.	74-69-74-71-288	\$5,458.33	T-44	Mike Bender	71-76-71-74-292	\$946.67	T-77	Bob Kave	74-74-74-75-297	\$655.00
T-13	Tom Dolby	76-67-73-72-288	\$5,458.33	T-44	J.L. Lewis	72-73-72-75-292	\$946.67	T-82	Tim Fleming	72-74-73-79-298	\$627.50
T-13	Pete Oakley	75-68-71-74-288	\$5,458.33	T-44	Jerry Smith	74-71-71-76-292	\$946.66	T-82	Paul Coe Jr.	73-71-76-78-298	\$627.50
T-13	Frank Dobbs	69-70-72-77-288	\$5,458.33	T-44	Bob Miller	72-71-73-76-292	\$946.66	T-82	Steve Veriato	73-70-75-80-298	\$627.50
T-19	Dana Quigley	73-70-75-71-289	\$3,750.00	T-44	Bob Borowicz	74-76-72-70-292	\$946.66	T-82	Will Frantz	72-76-72-78-298	\$627.50
T-19	Kent Dinsdale	72-72-73-72-289	\$3,750.00	T-53	Stu Ingraham	75-71-72-75-293	\$850.00	T-82	Andy Shuman	80-74-67-77-298	\$627.50
T-19	Bill Buttner	74-70-73-72-289	\$3,750.00	T-53	Jeff Roth	72-73-73-75-293	\$850.00	T-82	Joe Hager	78-70-73-77-298	\$627.50
T-19	Bob Makoski	71-73-72-73-289	\$3,750.00	T-53	Dale Smigelsky	73-71-73-76-293	\$850.00	T-88	Rob Allen	78-70-71-80-299	\$597.50
T-19	Phil Bland	73-67-75-74-289	\$3,750.00	T-53	Chris Mitchell	73-74-74-72-293	\$850.00	T-88	H. Carlton Blewett	72-76-71-80-299	\$597.50
T-19	Bob Lendzion	77-69-69-74-289	\$3,750.00	T-53	Buddy Whitten	73-73-76-71-293	\$850.00	T-88	John Hayes	74-72-74-79-299	\$597.50
T-19	Jim Sobb	71-73-69-76-289	\$3,750.00	T-58	Mike Cook	71-76-72-75-294	\$775.00	T-88	Greg Havill	72-75-74-78-299	\$597.50
T-26	Steve Brady	75-71-73-71-290	\$2,059.10	T-58	Greg Antunes	72-74-73-75-294	\$775.00	T-88	George E. Bryan III	73-72-77-77-299	\$597.50
T-26	John Reeves	73-73-72-72-290	\$2,059.09	T-58	Gregg Jones	75-70-73-76-294	\$775.00	T-88	Christopher Dachisen	72-74-76-77-299	\$597.50
T-26	Benny Passons	68-76-74-72-290	\$2,059.09	T-58	Scott Davis	75-69-76-74-294	\$775.00	94	Bret Taylor	76-69-75-80-300	\$580.00
T-26	Brad Sherfy	78-72-68-72-290	\$2,059.09	T-58	Frank Dully	70-72-78-74-294	\$775.00	T-95	Allan Menne	72-73-77-79-301	\$572.50
T-26	Michael Harrigan	71-72-74-73-290	\$2,059.09	T-58	Ken Krieger	72-74-74-74-294	\$775.00	T-95	Bob Blean	72-73-77-79-301	\$572.50
T-26	Tom Cleaver	69-74-74-73-290	\$2,059.09	T-58	Perry Arthur	74-73-73-74-294	\$775.00	97	Fred Knoebel Jr.	72-73-75-85-305	\$565.00
T-26	Brian Kelly	70-73-73-74-290	\$2,059.09	T-58	Barry Redmond	70-74-73-77-294	\$775.00				
T-26	Mike Taylor	72-70-74-74-290	\$2,059.09	T-58	Mark Gurnow	72-75-74-73-294	\$775.00				

PGA PROFESSIONAL NATIONAL CHAMPIONSHIP

Supporting Sponsors: Club Car, Cobra, Karsten Manufacturing Corporation, Langert/Nitro, IBM, Royal Grip and Titleist & Foot-Joy Worldwide

1993 Jeffrey Roth, of Flint, Mich., won a golfing marathon played under uncertain skies at PGA National Resort & Spa in Palm Beach Gardens, Fla.

Adversity had descended upon Roth, 36, before he attempted to reach the top rung among his peers. The PGA head professional at Flint (Mich.) Golf Club had endured a pair of heartbreaking final-hole losses in the 1992 Michigan Open and Michigan PGA Championship.

But Roth's game was in perfect working order at PGA National, despite rain and lightning forcing suspension of play five times during the first three days. He sank a 15-foot birdie putt on the sixth hole of the final round to snap a tie with defending-champion Ron McDougal, of Purchase, N.Y., and cruised to an even-par 72 and a two-stroke victory. Roth earned a first-place prize of \$32,000 in his seventh appearance in the PGA Professional National Championship.

John Lee, of Naples, Fla., sank a 40-foot birdie putt on the 18th hole for a 72 and took runner-up at 277. McDougal struggled to a 73 and landed in a five-way tie for third place at 278 with Todd M. Smith, of Peru, Ind., Pete Oakley, of Lewes, Del., George Bowman, of Orchard Lake, Mich., and Walt Chapman, of Knoxville, Tenn.

Champion: Jeffrey Roth, Flint, Mich.	
Site:	PGA National Resort & Spa
	Palm Beach Gardens, Fla.
Date:	Oct. 7-10
Course: Champion	Par: 72 – 6,758 yds.
Course: Haig	Par: 72 – 6,704 yds.
Course: Squire	Par: 72 – 6,478 yds.
Purse: \$400,000	Field: 360
	Cut at 216 108 players advanced



	Squire (Par 72)	Haig (Par 72)	Champion (Par 72)	Round Leader	Jeffrey Roth
Round 1:	73.74	73.28	73.96	65 - Joe Sciorlino, John Lee	68 - T-10th
Round 2:	73.80	73.01	74.14	134 - Ron McDougal	137 - (69) T-9th
Round 3:	73.30	73.83	73.80	203 - Jeffrey Roth	203 - (66) 1st
Round 4:		72.92		275 - Jeffrey Roth	275 - (72) 1st
Totals:	73.613	73.373	73.705		

Championship Summary

Place	Name	Score	Winnings	Place	Name	Score	Winnings	Place	Name	Score	Winnings
1	Jeffrey Roth	68-69-66-72-275	\$32,000.00	T-31	Miguel Biamon	69-70-70-75-284	\$1,580.00	T-70	Nic Borojevich	70-72-71-75-288	\$665.00
2	John Lee	65-71-69-72-277	\$22,000.00	T-31	Bob Ackerman	70-74-72-68-284	\$1,580.00	T-70	Quinn Griffing	71-70-74-73-288	\$665.00
T-3	Todd M. Smith	71-68-70-69-278	\$12,800.00	T-31	Tom Dolby	68-68-69-79-284	\$1,580.00	T-70	Scott Watkins	68-71-76-73-288	\$665.00
T-3	Pete Oakley	68-70-71-69-278	\$12,800.00	T-41	Don Maddox	74-70-69-72-285	\$1,047.50	T-70	Cleve Coldwater	74-70-71-73-288	\$665.00
T-3	George Bowman	69-70-69-70-278	\$12,800.00	T-41	Ken Schall	74-72-68-71-285	\$1,047.50	T-70	Bill Israelson	67-72-72-77-288	\$665.00
T-3	Walt Chapman	67-69-71-71-278	\$12,800.00	T-41	Dave Quelland	70-73-70-72-285	\$1,047.50	T-70	Rick Lewallen	76-69-71-72-288	\$665.00
T-3	Ron McDougal	68-66-71-73-278	\$12,800.00	T-41	Bill Hall	71-71-72-71-285	\$1,047.50	T-70	Mike Frankso	74-70-72-72-288	\$665.00
T-8	Rick Acton	68-75-68-68-279	\$8,500.00	T-41	Milan Swilor	71-73-69-73-285	\$1,047.00	T-70	Ken McDonald	76-71-69-72-288	\$665.00
T-8	Tom Cleaver	69-68-73-69-279	\$8,500.00	T-41	Gordon Johnson	70-75-67-73-285	\$1,047.50	T-70	Douglas Doxsie	74-69-73-72-288	\$665.00
T-10	Brad Sherfy	71-72-70-67-280	\$6,620.00	T-41	Tom Atchison	68-71-71-75-285	\$1,047.50	T-70	Terry Florence	75-71-70-72-288	\$665.00
T-10	Eddie Terasa	73-67-73-67-280	\$6,620.00	T-41	Sammy Rachels	67-69-71-78-285	\$1,047.50	T-85	Bob Bailey	71-72-71-75-289	\$607.50
T-10	J.L. Lewis	70-68-71-71-280	\$6,620.00	T-49	Gregg Wolff	73-71-69-73-286	\$866.00	T-85	Peter Busch	68-73-72-76-289	\$607.50
T-10	Mel Baum	69-67-72-72-280	\$6,620.00	T-49	Hunt Gilliland	71-73-69-73-286	\$866.00	T-85	Bob Borowicz	69-76-69-75-289	\$607.50
T-10	Bob Boyd	68-70-67-75-280	\$6,620.00	T-49	Bob Ralston	69-72-73-72-286	\$866.00	T-85	Michael Mitchell	71-73-71-74-289	\$607.50
T-15	Jim White	73-72-70-66-281	\$5,300.00	T-49	Charlie Cowell	71-70-72-73-286	\$866.00	T-85	Edward Burke Jr.	68-72-72-77-289	\$607.50
T-15	Darrell Kestner	68-69-73-71-281	\$5,300.00	T-49	Scott Walter	70-71-71-74-286	\$866.00	T-85	Jim McLean	75-74-66-74-289	\$607.50
T-15	Thomas Gray	69-71-70-71-281	\$5,300.00	T-49	Jeff Thomsen	68-76-69-73-286	\$866.00	T-85	Jeff McMillen	75-71-69-74-289	\$607.50
T-18	Mike Gove	72-73-68-69-282	\$4,250.00	T-49	Tony Milan	69-71-71-75-286	\$866.00	T-85	Ed Selsler	72-70-73-74-289	\$607.50
T-18	Wes Smith	71-70-71-70-282	\$4,250.00	T-49	Mike San Filippo	68-72-70-76-286	\$866.00	T-93	Tommy Brannen	69-74-70-77-290	\$575.50
T-18	Gregg Jones	73-71-68-70-282	\$4,250.00	T-49	Mike Burke Jr.	69-69-78-70-286	\$866.00	T-93	Kirk Schooley	74-67-74-75-290	\$575.50
T-18	Scott Williams	68-71-70-73-282	\$4,250.00	T-49	Steve Ball	75-71-70-70-286	\$866.00	T-93	John Traub	73-70-72-75-290	\$575.50
T-18	Robert Hoyt	67-68-70-77-282	\$4,250.00	T-59	Mark Mielke	71-71-72-73-287	\$760.00	T-93	Victor Whipp	73-70-73-74-290	\$575.50
T-23	Patrick O'Brien	70-70-73-70-283	\$2,737.50	T-59	Brian Kelly	73-70-71-73-287	\$760.00	T-93	Buddy Whitten	72-72-72-74-290	\$575.50
T-23	Scott Mahlberg	68-72-74-69-283	\$2,737.50	T-59	Chip Sullivan	68-69-76-74-287	\$760.00	T-98	Henry White	73-72-70-76-291	\$575.50
T-23	Steve Smitha	71-71-70-71-283	\$2,737.50	T-59	Tom Woodard	73-68-74-72-287	\$760.00	T-98	David Lamb	72-73-71-75-291	\$575.50
T-23	Jerry Wisz	68-74-73-68-283	\$2,737.50	T-59	Fran Marrello	70-70-71-76-287	\$760.00	T-100	Doug Bauman	74-71-69-78-292	\$545.00
T-23	Denny Hepler	70-68-73-72-283	\$2,737.50	T-59	Michael Domalske	67-75-70-75-287	\$760.00	T-100	Larry Emery	70-74-72-76-292	\$545.00
T-23	Lonnie Nielsen	73-70-73-67-283	\$2,737.50	T-59	Robert Gibbons	75-69-71-72-287	\$760.00	T-100	Drue Johnson	70-72-74-76-292	\$545.00
T-23	Ron Philo Jr.	69-69-71-74-283	\$2,737.50	T-59	Larry Rentz	71-72-68-76-287	\$760.00	T-103	Jim Dickson	69-72-74-79-294	\$530.00
T-23	Will Frantz	73-71-72-67-283	\$2,737.50	T-59	Terry Dear	71-65-72-79-287	\$760.00	T-103	Dave Desantis	77-68-70-79-294	\$530.00
T-31	Barry Redmond	67-70-76-71-284	\$1,580.00	T-59	Greg Farrow	71-74-71-71-287	\$760.00	T-103	David Grygiel	70-76-70-78-294	\$530.00
T-31	Bruce Zabriski	73-68-73-70-284	\$1,580.00	T-59	Pete Mathews	72-72-72-71-287	\$760.00	106	Brad Peck	72-74-69-80-295	\$520.00
T-31	Rod Nuckolls	72-69-72-71-284	\$1,580.00	T-70	Dana Quigley	69-70-74-75-288	\$665.00	WD	Gary Hardin	70-71-75-216	\$400.00
T-31	Scott Steger	71-67-75-71-284	\$1,580.00	T-70	Craig Immel	74-70-69-75-288	\$665.00	WD	Stu Ingraham	74-70-72-216	\$400.00
T-31	Kevin Cashman	68-70-74-72-284	\$1,580.00	T-70	John Sherman	72-71-71-74-288	\$665.00				
T-31	John Bermel	74-71-70-69-284	\$1,580.00	T-70	Ted Goin	79-67-69-73-288	\$665.00				
T-31	John DeForest	70-71-69-74-284	\$1,580.00	T-70	Bob Groff	72-71-72-73-288	\$665.00				

1992

The silver anniversary of the Taylor Made PGA Professional National Championship was marked by scorching heat, heavy wind and top-caliber play. Ron McDougal, a 29-year-old PGA assistant professional at Century Country Club in Purchase, N.Y., made his second try in the Championship spectacular. He strung together four impressive rounds in the 60s, carding 67-69-68-69, for a 15-under-par 273 total and a three-stroke victory over Sammy Rachels, of DeFuniak Springs, Fla. McDougal earned his first National Championship. McDougal, who was a member of the victorious U.S. PGA Cup Team two weeks earlier in Dublin, Ireland, became only the second player to record wire-to-wire victories. Larry Gilbert, of Lexington, Ky., first accomplished the feat in 1981. McDougal opened the final round leading Gilbert and Rachels by two strokes. McDougal ran in a pair of birdie putts and never looked back. Rachels had a closing 70, and three-time champion Gilbert managed only a final-round 2-over-par 74 to leave him at 280, tied for sixth place, but extending his record top-10 finishes to nine. McDougal's final score was one stroke off the 72-hole record held by Howell Fraser, the inaugural (1968) PGA Professional National Champion.

The top 40 professionals in The 1992 Taylor Made PGA Professional National Championship received exemptions into the 1993 PGA Championship at Inverness Club in Toledo, Ohio.

Champion: Ron McDougal, Purchase, N.Y.	
Site:	PGA West, La Quinta Hotel & Golf Resort, Mission Hills Country Club, La Quinta, Calif.
Date:	Oct. 1-4
Course:	PGA West (Jack Nicklaus Resort)
Par:	72-6,928 yards
Course:	La Quinta (Mountain) Par: 72 - 6,704 yds.
Course:	Mission Hills (Old) Par: 72 - 6,954 yds.
Purse:	\$400,000 Field: 356
	Cut at 219 100 players advanced



	Resort (Par 72)	Mountain (Par 72)	Old (Par 72)	Round Leader	Ron McDougal
Round 1:	74.541	74.916	75.108	67 - Ron McDougal, Dean Prowse	67 - 1st
Round 2:	75.041	75.226	76.647	136 - Ron McDougal	136 - (69) 1st
Round 3:	73.764	74.899	74.779	204 - Ron McDougal	204 - (68) 1st
Round 4:	72.310				273 - (69) 1st
Totals:	73.914	75.013	75.511		

Championship Summary

Place Name	Score	Winnings	Place Name	Score	Winnings	Place Name	Score	Winnings
1 Ron McDougal	67-69-68-69-273	\$32,000.00	T-30 Curt Schnell	75-69-73-70-287	\$1,750.00	T-68 Charlie Cowell	73-72-74-72-291	\$689.00
2 Sammy Rachels	73-68-65-70-276	\$22,000.00	T-30 Tim Stafford	72-72-73-70-287	\$1,750.00	T-68 Robert Gibbons	70-77-72-72-291	\$689.00
T-3 Jeff Fairfield	68-72-72-66-278	\$15,500.00	T-30 Scott Walter	72-73-72-70-287	\$1,750.00	T-68 Bill King	76-71-71-73-291	\$689.00
T-3 Will Frantz	70-70-70-68-278	\$15,500.00	T-38 Ken Allard	71-73-73-71-288	\$1,153.33	T-68 James Masserio	71-73-74-73-291	\$689.00
5 Chris Starkjohann	73-69-67-70-279	\$12,000.00	T-38 Bob Ford	73-73-73-69-288	\$1,153.33	T-68 Rich Ritter	74-70-72-75-291	\$689.00
T-6 Larry Gilbert	70-68-68-74-280	\$10,000.00	T-38 Doug Hixson	75-71-71-71-288	\$1,153.33	T-68 Bill Robinson	76-71-73-71-291	\$689.00
T-6 Jon Hoecker	69-71-71-69-280	\$10,000.00	T-38 W.D. Israelson	72-71-74-71-288	\$1,153.33	T-68 Steve Sieg	70-76-70-75-291	\$689.00
T-6 Michael Schuchart	71-70-67-72-280	\$10,000.00	T-38 Tom Joyce	73-73-73-69-288	\$1,153.33	T-68 Brent Veenstra	74-67-70-80-291	\$689.00
T-9 Gregg Jones	69-72-71-69-281	\$7,750.00	T-38 Jim Kane	70-72-72-74-288	\$1,153.33	T-68 Jerry Wisz	71-76-72-72-291	\$689.00
T-9 Brad Sherfy	72-71-71-67-281	\$7,750.00	T-38 Dana Quigley	74-72-72-70-288	\$1,153.33	T-78 Thomas Dolby	71-74-74-73-292	\$638.00
T-11 Robert Hoyt	70-72-69-71-282	\$6,566.67	T-38 Larry Rentz	72-67-70-79-288	\$1,153.33	T-78 Jerry Impellittere	70-78-72-72-292	\$638.00
T-11 Chris Peddicord	71-76-67-68-282	\$6,566.67	T-38 Jim White	72-75-67-74-288	\$1,153.33	T-78 Bob Leaver	74-73-70-75-292	\$638.00
T-11 Todd Smith	70-72-70-70-282	\$6,566.67	T-47 Michael Burke Jr.	75-71-72-71-289	\$891.00	T-78 Benny Passons	73-75-70-74-292	\$638.00
T-14 Kevin Burton	72-74-68-69-283	\$5,750.00	T-47 Greg Cerulli	71-71-72-75-289	\$891.00	T-78 Tom Woodward	70-78-71-73-292	\$638.00
T-14 Gary Trivison	74-68-71-70-283	\$5,750.00	T-47 Lee Daniellan	72-74-73-70-289	\$891.00	T-83 Walt Chapman	72-75-73-73-293	\$632.50
T-16 Cleve Coldwater	73-69-72-70-284	\$5,016.67	T-47 Charlie Epps	73-75-70-71-289	\$891.00	T-83 Baker Maddera	74-73-72-74-293	\$632.50
T-16 Stu Ingraham	72-69-73-70-284	\$5,016.67	T-47 Gene Fieger	72-73-74-70-289	\$891.00	T-85 David Carich	78-73-69-74-294	\$617.50
T-16 Jay Overton	70-74-70-70-284	\$5,016.67	T-47 Thomas Gray	73-71-71-74-289	\$891.00	T-85 Michael Moyers	71-72-74-77-294	\$617.50
T-19 Bob Boyd	73-70-72-70-285	\$4,125.00	T-47 Kirk Hanefeld	73-72-73-71-289	\$891.00	T-85 Barry Redmond	71-74-74-75-294	\$617.50
T-19 John Godwin	76-68-71-70-285	\$4,125.00	T-47 Dave Kendall	74-69-73-73-289	\$891.00	T-85 Greg Van Natta	74-73-73-74-294	\$617.50
T-19 John Hoskison	72-71-73-69-285	\$4,125.00	T-47 Randy McGohan	73-67-76-73-289	\$891.00	T-89 David Marchand	73-72-75-75-295	\$602.50
T-19 J.L. Lewis	72-69-73-71-285	\$4,125.00	T-47 Tim Norris	73-73-73-70-289	\$891.00	T-89 Fletcher White	73-74-73-75-295	\$602.50
T-23 Bob Bailey	71-75-71-69-286	\$2,828.57	T-57 Bob Boyle	72-72-70-76-290	\$780.00	T-91 Larry Emery	73-73-74-76-296	\$587.50
T-23 Bob Borowicz	75-71-70-70-286	\$2,828.57	T-57 Mike Gilmore	74-71-70-75-290	\$780.00	T-91 John Gentile	76-69-75-76-296	\$587.50
T-23 Gary Groh	70-76-70-70-286	\$2,828.57	T-57 Mike Gove	71-72-75-72-290	\$780.00	T-91 Jeff Hunter	72-75-72-77-296	\$587.50
T-23 Darrell Kestner	74-71-72-69-286	\$2,828.57	T-57 Stacey Hart	77-71-71-71-290	\$780.00	T-91 Bob Phillips	71-77-70-78-296	\$587.50
T-23 Bruce Lehnard	71-75-74-66-286	\$2,828.57	T-57 Roy Hunter	72-76-72-70-290	\$780.00	T-95 Rick Osberg	73-70-72-82-297	\$572.50
T-23 Gary Robison	71-74-70-71-286	\$2,828.57	T-57 Rick Lewallen	72-74-71-73-290	\$780.00	T-95 Dave Roberts	75-73-72-77-297	\$572.50
T-23 Tom Wargo	69-73-72-72-286	\$2,828.57	T-57 Scott Mahlberg	75-72-72-71-290	\$780.00	T-97 Harold Perry Jr.	74-72-74-78-298	\$536.50
T-30 Tim Angis	74-71-69-73-287	\$1,750.00	T-57 John Mazza	69-72-78-71-290	\$780.00	T-97 Todd Yoshitake	73-70-75-80-298	\$536.50
T-30 Gene George	70-74-75-68-287	\$1,750.00	T-57 Randy Peterson	72-73-71-74-290	\$780.00	99 Brad Kai	70-73-77-80-300	\$555.00
T-30 Ken Krieger	71-74-74-68-287	\$1,750.00	T-57 Dean Prowse	67-78-71-74-290	\$780.00	100 Dale Fuller	69-81-70-81-301	\$550.00
T-30 Mark Mielke	76-68-70-73-287	\$1,750.00	T-57 Mike San Filippo	74-74-70-72-290	\$780.00			
T-30 John Nelson	72-76-69-70-287	\$1,750.00	T-68 John Dal Corobbo	76-68-74-73-291	\$689.00			

PGA PROFESSIONAL NATIONAL CHAMPIONSHIP

1991 Larry Gilbert, of Lexington, Ky., runner-up in the 1990 Taylor Made PGA Professional National Championship, shot a 14-under-par 267 to capture the 1991 Taylor Made PGA Professional National Championship at Doral Resort and Country Club in Miami, Fla. It was Gilbert's record third career PGA Professional National Championship victory.

In addition to a record winner's check of \$32,000, Gilbert earned exemptions into the 1992 PGA Championship, 1992 NEC World Series of Golf, three additional PGA Tour events and a spot on the 1992 PGA Cup Team.

Due to heavy rains, one of the three courses hosting the Championship was adjusted to a par 66, resulting in a large number of low scores. Gene Fieger, of Bryn Mawr, Pa., and Ron McDougal, of Purchase, N.Y., finished tied for second at 268, each collecting \$19,500.

The top 40 PGA Professionals in the 1991 Taylor Made PGA Professional National Championship received exemptions into the 1992 PGA Championship at Bellerive Country Club in St. Louis, Mo., and the top nine finishers joined 1990 PGA Professional National Champion Brett Upper as members of the 1992 PGA Cup Team.

Champion: Larry Gilbert, Lexington, Ky.	
Site:	Doral Resort & Country Club, Miami, Fla.
Date:	Oct. 3-6
Course: Blue	Par: 72 – 6,900 yds.
Course: Gold	Par: 66 – 5,482 yds.
Course: Silver	Par: 71 – 6,613 yds.
Purse: \$400,000	Field: 355
Cut at 211 92 players advanced	



Scoring Averages	Blue (Par 72)	Gold (Par 66)	Silver (Par 71)	Round Leader	Larry Gilbert
Round 1:	74.675	67.563	72.771	60 - Louis Bartoletti	67 - T-50
Round 2:	74.898	67.983	72.261	129 - Jon Chaffee, Gene Fieger, Mike San Filippo, Ron McDougal	132 - (65) T-10
Round 3:	74.891	68.102	72.991	196 - Bruce Zabriski	199 - (67) T-3
Round 4:	74.821			267 - Larry Gilbert	267 - (68) 1st
Totals:	74.806	67.882	72.674		

■ Championship Summary

Place	Name	Score	Winnings	Place	Name	Score	Winnings	Place	Name	Score	Winnings
1	Larry Gilbert	67-65-67-68-267	\$32,000.00	T-32	Mel Baum	66-69-71-73-279	\$1,343.00	T-62	Miguel Biamon	70-70-67-75-282	\$705.00
T-2	Gene Fieger	64-65-72-67-268	\$19,500.00	T-32	David Glenz	78-60-69-72-279	\$1,343.00	T-62	Bryan Gathright	74-66-71-71-282	\$705.00
T-2	Ron McDougal	69-61-67-71-268	\$19,500.00	T-32	Bob Groff	73-74-63-69-279	\$1,343.00	T-62	Stu Ingraham	68-69-73-72-282	\$705.00
4	Mike San Filippo	66-63-70-70-269	\$14,000.00	T-32	Denny Hepler	70-63-74-72-279	\$1,343.00	T-62	Rick Meskell	70-72-67-73-282	\$705.00
T-5	Tom Wargo	64-67-73-66-270	\$11,500.00	T-32	Fran Marrello	71-68-66-74-279	\$1,343.00	T-62	Bill Murchison	72-67-71-72-282	\$705.00
T-5	Bruce Zabriski	66-71-59-74-270	\$11,500.00	T-32	Ed Sabo	75-61-72-71-279	\$1,343.00	T-62	Larry Rentz	64-68-76-74-282	\$705.00
T-7	Jon Chaffee	62-67-70-72-271	\$9,000.00	T-32	Jim White	68-71-67-73-279	\$1,343.00	T-62	John Schoonover	73-64-73-72-282	\$705.00
T-7	Michael Schuchart	67-65-68-71-271	\$9,000.00	T-39	Terry Dear	71-67-70-72-280	\$971.00	T-62	Chris Starkjohann	69-71-71-71-282	\$705.00
T-7	Steve Veriato	63-66-72-70-271	\$9,000.00	T-39	Michael Erickson	68-71-68-73-280	\$971.00	T-71	Jeff Fairfield	70-68-73-72-283	\$665.00
T-10	Bob Borowicz	70-69-65-69-273	\$7,000.00	T-39	Michael Hamblin	64-73-69-74-280	\$971.00	T-71	Terry Houser	65-72-73-73-283	\$665.00
T-10	Lee Rinker	70-64-68-71-273	\$7,000.00	T-39	Bill Kennedy	65-68-74-73-280	\$971.00	T-71	John Jasinski	65-73-71-74-283	\$665.00
T-10	Todd Smith	70-63-68-72-273	\$7,000.00	T-39	Bob Lenzion	71-69-71-69-280	\$971.00	T-71	Dana Quigley	64-72-75-72-283	\$665.00
T-13	Ken Allard	70-61-72-72-275	\$5,321.00	T-39	Jay Lumpkin	73-65-70-72-280	\$971.00	T-75	Rick Acton	70-67-72-75-284	\$637.00
T-13	Louis Bartoletti	60-73-72-70-275	\$5,321.00	T-39	Gary Trivison	69-68-73-70-280	\$971.00	T-75	Greg Farrow	71-65-74-74-284	\$637.00
T-13	Steve Groves	63-72-70-70-275	\$5,321.00	T-39	Tommy Valentine	65-65-76-74-280	\$971.00	T-75	Hunt Gilliland	72-73-66-73-284	\$637.00
T-13	Bruce Lehnhard	71-69-65-70-275	\$5,321.00	T-39	Tom Weedard	69-73-65-73-280	\$971.00	T-75	Bill King	64-75-71-74-284	\$637.00
T-13	Harold Perry Jr.	68-67-71-69-275	\$5,321.00	T-48	George Belli	70-70-68-73-281	\$815.00	T-75	Victor Whipp	71-71-68-74-284	\$637.00
T-13	Dan Wood	70-65-71-69-275	\$5,321.00	T-48	Scott Bentley	71-71-68-71-281	\$815.00	T-75	B.G. Winings	75-65-70-74-284	\$637.00
19	Gordon Johnson	64-71-72-69-276	\$4,000.00	T-48	Phil Hancock	64-72-70-75-281	\$815.00	T-81	Jeff Baston	64-72-75-74-285	\$605.00
T-20	Darrell Kesner	71-65-72-69-277	\$2,828.00	T-48	Cary Hungate	71-72-67-71-281	\$815.00	T-81	Jeff Combe	75-67-69-74-285	\$605.00
T-21	Michael Burke Jr.	68-70-68-71-277	\$2,828.00	T-48	Roy Hunter	63-70-73-75-281	\$815.00	T-81	Tony Farmer	74-67-69-75-285	\$605.00
T-21	Lowell Dencer	69-69-66-73-277	\$2,828.00	T-48	John Lewis	66-68-76-71-281	\$815.00	T-81	Gary Griggs	69-77-65-74-285	\$605.00
T-21	Doug Hixson	67-66-74-70-277	\$2,828.00	T-48	Keith Liedes	67-69-75-70-281	\$815.00	T-81	Ed Habjan	68-74-69-74-285	\$605.00
T-21	Tom Joyce	69-73-62-73-277	\$2,828.00	T-48	Dino Lucchesi	75-66-68-72-281	\$815.00	T-81	Lindy Miller	66-70-73-76-285	\$605.00
T-21	Scott Mahlberg	69-65-71-72-277	\$2,828.00	T-48	Shawn McEntee	74-64-68-75-281	\$815.00	T-81	David O'Kelly	63-74-74-74-285	\$605.00
T-21	Jay Overton	66-68-73-70-277	\$2,828.00	T-48	Dan O'Neill	64-67-75-75-281	\$815.00	88	Steve Seig	73-73-64-76-286	\$585.00
T-27	Baker Maddera	70-72-64-72-278	\$1,900.00	T-48	Barry Redmond	72-66-70-73-281	\$815.00	T-89	Michael Barnett	69-71-69-78-287	\$572.00
T-27	Ken McDonald	69-72-64-73-278	\$1,900.00	T-48	Jeffrey Roth	65-69-73-74-281	\$815.00	T-89	Gary Battistoni	74-71-66-76-287	\$572.00
T-27	Gary Ostrega	72-67-67-72-278	\$1,900.00	T-48	Chris Tucker	70-74-64-73-281	\$815.00	T-89	Bobby Heins	67-73-71-76-287	\$572.00
T-27	Mike West	64-70-72-72-278	\$1,900.00	T-48	Brett Upper	69-70-69-73-281	\$815.00	T-89	Pete Huber	69-75-67-76-287	\$572.00
T-27	Ed Whitman	64-68-76-70-278	\$1,900.00	T-62	Tommy Aycock	71-72-67-72-282	\$705.00				

1990 Brett Upper, of Feather Sound Country Club in Clearwater, Fla., fired a 13-under-par 275 to defeat third-round leader Gibby Gilbert, of Chattanooga, Tenn., and two-time Champion Larry Gilbert, of Lexington, Ky. Upper collected a \$32,000 winner's check. Upper's score was the lowest in the PGA Professional National Championship since Sam Snead shot 275 in 1971. With his victory, Upper clinched PGA Professional Player of the Year honors for 1990.

Champion: Brett Upper, Clearwater, Fla.	
Site:	PGA West, La Quinta Hotel & Golf Resort, Mission Hills Country Club, La Quinta, Calif.
Date:	Oct. 4-7
Course: PGA West Stadium	Par: 72 – 6,854 yds.
Course: La Quinta Mountain	Par: 72 – 6,713 yds.
Course: Mission Hills (Old)	Par: 72 – 6,954 yds.
Purse: \$400,000	Field: 356
	Cut at 219 100 players advanced



	Average of Courses	Rounds of 70 & Under	Rounds Under Par	Round Leader	Brett Upper
Round 1:	75.10	34	53	66 - Lee Rinker	69 - T-9
Round 2:	74.70	41	68	136 - Gibby Gilbert	138 - (69) 4th
Round 3:	74.67	46	87	203 - Gibby Gilbert	204 - (66) 2nd
Round 4:	74.20	10	22	275 - Brett Upper	275 - (71) 1st
Totals:	74.76	131	219		

■ Championship Summary

Place Name	Score	Winnings	Place Name	Score	Winnings	Place Name	Score	Winnings
1 Brett Upper	69-69-66-71-275	\$32,000.00	T-28 Gregg Wolff	73-71-72-71-287	\$1,968.75	T-63 Jay Overton	69-72-72-79-292	\$730.55
T-2 Gibby Gilbert	70-66-67-75-278	\$19,500.00	T-36 Bob Boyd	68-75-72-73-288	\$1,307.14	T-63 Eric Smith	72-71-76-73-292	\$730.56
T-2 Larry Gilbert	68-70-68-72-278	\$19,500.00	T-36 Greg Cerulli	71-74-68-75-288	\$1,307.14	T-63 Al Weinholt	78-70-70-74-292	\$730.56
T-4 Bob Borowicz	69-72-68-71-280	\$12,333.33	T-36 John Hendricks	72-73-73-70-288	\$1,307.14	T-72 Steve Behr	75-70-74-74-293	\$665.00
T-4 Greg Farrow	73-70-70-67-280	\$12,333.34	T-36 Bob Lenzion	75-68-72-73-288	\$1,307.14	T-72 Gene Fieger	70-74-73-76-293	\$665.00
T-4 Mike Lawrence	72-70-69-69-280	\$12,333.33	T-36 Milan Swilor	74-75-70-69-288	\$1,307.15	T-72 Phil Hancock	72-72-74-75-293	\$665.00
T-7 Darrell Kestner	70-72-67-73-282	\$9,000.00	T-36 Brent Veenstra	73-73-70-72-288	\$1,307.14	T-72 Craig Immel	71-70-75-77-293	\$665.00
T-7 Lonnie Nielsen	68-71-70-73-282	\$9,000.00	T-36 Jim White	73-72-73-70-288	\$1,307.15	T-72 John Jasinski	72-74-73-74-293	\$665.00
T-7 Gary Trivison	69-68-72-73-282	\$9,000.00	T-43 Ken Allard	73-75-70-71-289	\$1,018.00	T-72 Bruce Lehnhard	70-74-74-75-293	\$665.00
T-10 Mel Baum	75-67-71-70-283	\$6,620.00	T-43 Scott Davis	74-72-69-74-289	\$1,018.00	T-72 Brent Murray	71-72-73-77-293	\$665.00
T-10 Jim Dickson	74-70-68-71-283	\$6,620.00	T-43 Frank Dobbs	69-76-73-71-289	\$1,018.00	T-72 John Paesani	73-73-72-75-293	\$665.00
T-10 Stu Ingraham	69-71-71-72-283	\$6,620.00	T-43 Bob Groff	74-71-74-70-289	\$1,018.00	T-72 Chris Starkjohann	70-72-73-78-293	\$665.00
T-10 Mike Kallam	70-69-72-72-283	\$6,620.00	T-43 John Ha	75-71-71-72-289	\$1,018.00	T-72 Kent Stauffer	70-69-75-79-293	\$665.00
T-10 Steve Veriato	68-70-70-75-283	\$6,620.00	T-48 Tim Angis	70-76-73-71-290	\$912.50	T-72 Harry Tosca	71-73-74-75-293	\$665.00
T-15 Tom Wargo	69-71-71-73-284	\$5,450.00	T-48 Scott Hart	71-73-72-74-290	\$912.50	T-83 Terry Ferraro	72-72-73-77-294	\$625.00
T-15 Tom Woodward	73-71-71-69-284	\$5,450.00	T-48 Chris Tucker	72-70-73-75-290	\$912.50	T-83 Gary Hardin	74-76-68-76-294	\$625.00
T-17 Denny Hepler	72-75-69-69-285	\$4,625.00	T-48 Jerry Wisz	73-75-71-71-290	\$912.50	T-83 Rick Lewallen	68-73-74-79-294	\$625.00
T-17 Shawn McEntee	73-68-70-74-285	\$4,625.00	T-52 Bob Ackerman	71-71-71-78-291	\$830.00	T-83 Bob Mann	71-73-75-75-294	\$625.00
T-17 Lee Rinker	66-76-71-72-285	\$4,625.00	T-52 Tim Brauch	71-78-70-72-291	\$830.00	T-83 Ed Terasa	75-76-68-75-294	\$625.00
T-17 Brad Sherfy	72-73-68-72-285	\$4,625.00	T-52 Doug Doxsie	72-71-75-73-291	\$830.00	T-88 Tom Gieselman	77-71-71-76-295	\$602.50
T-21 Scott Bentley	71-73-69-73-286	\$3,271.43	T-52 Mike Gove	77-71-71-72-291	\$830.00	T-88 Laurie Hammer	73-73-71-78-295	\$602.50
T-21 Terry Florence	72-72-71-71-286	\$3,271.43	T-52 Stacey Hart	73-72-72-74-291	\$830.00	T-88 Steve Howe	71-72-76-76-295	\$602.50
T-21 Fran Marrello	69-75-69-73-286	\$3,271.43	T-52 Cary Hungate	76-70-72-73-291	\$830.00	T-88 David Nevatt	72-74-71-78-295	\$602.50
T-21 James Masserio	76-69-70-71-286	\$3,271.43	T-52 Tom Joyce	73-70-74-74-291	\$830.00	T-92 Jerry Minor	73-76-70-77-296	\$585.00
T-21 Benny Passons	77-69-69-71-286	\$3,271.43	T-52 Paul Kempes	72-74-72-73-291	\$830.00	T-92 Jerry Tucker	76-71-72-77-296	\$585.00
T-21 Jeffrey Roth	74-65-72-75-286	\$3,271.42	T-52 Allan Menne	74-78-66-73-291	\$830.00	T-92 Larry Webb	77-70-72-77-296	\$585.00
T-21 Kim Thompson	67-70-74-75-286	\$3,271.43	T-52 Steve Whillock	74-69-73-75-291	\$830.00	T-95 Larry Emery	70-72-76-79-297	\$572.50
T-28 Brent Buckman	70-69-71-77-287	\$1,968.75	T-52 Ed Whitman	74-71-74-72-291	\$830.00	T-95 Jack Seltzer	72-72-72-81-297	\$572.50
T-28 Terry Dear	70-72-71-74-287	\$1,968.75	T-63 Jim Albus	73-74-71-74-292	\$730.56	97 Michael Hamblin	68-72-73-88-301	\$565.00
T-28 Bruce Fleisher	74-71-70-72-287	\$1,968.75	T-63 Steve Bowen	72-67-75-78-292	\$730.55	98 John Traub	74-76-69-84-303	\$560.00
T-28 Lindy Miller	71-77-68-71-287	\$1,968.75	T-63 Tommy Brannen	73-69-74-76-292	\$730.55	99 Tim O'Neal	73-74-72-85-304	\$555.00
T-28 Ken Schall	71-73-73-70-287	\$1,968.75	T-63 John Godwin	74-70-74-74-292	\$730.56	100 Gary Gabrielson	74-69-76-86-305	\$550.00
T-28 Rob Wilkin	69-72-73-73-287	\$1,968.75	T-63 Stephen Keppler	69-73-74-76-292	\$730.55			
T-28 Scott Williams	72-73-68-74-287	\$1,968.75	T-63 Ted O'Rourke	73-74-70-75-292	\$730.56			

PGA PROFESSIONAL NATIONAL CHAMPIONSHIP

1989 Bruce Fleisher, a 41-year-old PGA head professional from North Miami Beach, Fla., closed with a final round par-72, for an 11-under-par 277, to defeat Jeff Thomsen, of Boise, Idaho, by three strokes. For Fleisher, who played on the PGA Tour for 12 years before returning home to Miami in 1983, it was his first appearance in the PGA Professional National Championship.

Champion: Bruce Fleisher, N. Miami Beach, Fla.	
Site:	PGA West, La Quinta Hotel & Resort, Mission Hills Country Club, La Quinta, Calif.
Date:	Oct. 5-8
Course:	PGA West Stadium Par: 72 – 6,854 yds. (used for one round and on final day)
Course:	La Quinta Mountain Par: 72 – 6,713 yds.
Course:	Mission Hills (Old) Par: 72 – 6,954 yds.
Purse:	\$360,000 Field: 357
	Cut at 220 104 players advanced



	Average of Courses	Rounds of 70 & Under	Rounds Under Par	Round Leader	Bruce Fleisher
Round 1:	75.20	15	56	67 - Jeff Fairfield	69 - T-7
Round 2:	75.30	17	17	137 - Bruce Fleisher	137 - (68) 1st
Round 3:	75.50	14	14	205 - Bruce Fleisher	205 - (68) 1st
Round 4:	74.40	8	8	277 - Bruce Fleisher	277 - (72) 1st
Totals:	75.23	54	95		

■ Championship Summary

Place	Name	Score	Winnings	Place	Name	Score	Winnings	Place	Name	Score	Winnings
1	Bruce Fleisher	69-68-68-72-277	\$30,000.00	T-36	J.C. Blair III	72-72-73-73-290	\$1,181.25	T-67	Greg Frederick	72-73-72-77-294	\$657.50
2	Jeff Thomsen	71-67-70-72-280	\$20,000.00	T-36	Chris Dachisen	77-74-69-70-290	\$1,181.25	T-67	Robert Gibbons	74-75-71-74-294	\$657.50
3	Phil Hancock	75-67-71-69-282	\$15,000.00	T-36	Jeff Fairfield	67-79-68-76-290	\$1,181.25	T-67	Dick McClean	77-74-69-74-294	\$657.50
T-4	Bob Boyd	71-70-74-68-283	\$11,750.00	T-36	Larry Gilbert	74-68-75-73-290	\$1,181.25	T-67	Jim Mclean	69-73-76-76-294	\$657.50
T-4	Dale Fuller	68-73-70-72-283	\$11,750.00	T-36	Kirk Hanefeld	75-71-73-71-290	\$1,181.25	T-67	Steve Sieg	73-70-77-74-294	\$657.50
T-6	Sammy Rachels	70-69-72-73-284	\$9,500.00	T-36	Bob Makoski	74-73-70-73-290	\$1,181.25	T-67	Bob Smith	73-71-73-77-294	\$657.50
T-6	Kim Thompson	71-72-70-71-284	\$9,500.00	T-36	Harold Perry Jr.	74-70-69-77-290	\$1,181.25	T-77	Jeff Bailey	77-70-73-75-295	\$612.50
T-8	Bob Ford	71-71-73-70-285	\$7,500.00	T-36	Don Robertson	68-73-70-79-290	\$1,181.25	T-77	Buddy Harston	75-72-73-75-295	\$612.50
T-8	Ray Freeman	70-70-72-73-285	\$7,500.00	T-44	Tom Doozan	73-71-73-74-291	\$926.00	T-77	David Nevatt	73-74-73-75-295	\$612.50
T-8	Stu Ingraham	72-69-72-72-285	\$7,500.00	T-44	Gordon Johnson	74-73-72-72-291	\$926.00	T-77	Don Padgett II	70-73-74-78-295	\$612.50
T-11	Ken Allard	71-70-74-71-286	\$6,250.00	T-44	Bob Lenzion	73-72-70-76-291	\$926.00	T-77	Billy Peterson	71-73-74-77-295	\$612.50
T-11	Noel Caruso	72-75-70-69-286	\$6,250.00	T-44	Bruce Summerhays	73-76-71-71-291	\$926.00	T-77	Randy Peterson	76-69-72-78-295	\$612.50
T-11	Lonnie Nielsen	70-70-76-70-286	\$6,250.00	T-44	Rob Wilkin	74-71-72-74-291	\$926.00	T-77	Robert Singletary	72-76-71-76-295	\$612.50
T-11	Mike San Filippo	73-69-75-69-286	\$6,250.00	T-49	Alan Arvesen	71-72-76-73-292	\$796.66	T-77	Chris Starkjohann	78-73-67-77-295	\$612.50
T-15	Steve Bowen	72-77-67-71-287	\$4,607.14	T-49	Miguel Biamon	75-71-72-74-292	\$796.66	T-85	Tim Angis	74-72-74-76-296	\$574.37
T-15	Ted Goin	71-72-72-72-287	\$4,607.14	T-49	Lee Daniellan	70-75-75-72-292	\$796.66	T-85	Doug Bauman	76-72-71-77-296	\$574.37
T-15	Mike Gove	71-67-74-75-287	\$4,607.14	T-49	Charlie Epps	76-73-69-74-292	\$796.66	T-85	Gibby Gilbert	77-70-73-76-296	\$574.37
T-15	Robert Hoyt	74-74-71-68-287	\$4,607.14	T-49	Rick Lewallen	68-71-78-75-292	\$796.66	T-85	Shawn McEntee	75-71-73-77-296	\$574.37
T-15	Cary Hungate	69-77-74-67-287	\$4,607.14	T-49	Stan Stopa	72-75-72-73-292	\$796.66	T-85	Steve Moreland	71-74-74-77-296	\$574.37
T-15	Rick Osberg	69-77-71-70-287	\$4,607.14	T-49	Ron Vlosich	71-69-76-76-292	\$796.66	T-85	Eddie Mudd	74-69-75-78-296	\$574.37
T-15	Chris Tucker	69-78-71-69-287	\$4,607.14	T-49	Tom Waitrovich	73-69-76-74-292	\$796.66	T-85	Jimmy Paschal	73-74-73-76-296	\$574.37
T-22	Bob Borowicz	71-70-77-70-288	\$2,925.00	T-49	Buddy Whitten	71-70-73-78-292	\$796.66	T-85	Gregg Wolff	76-69-74-77-296	\$574.37
T-22	Larry Emery	72-73-71-72-288	\$2,925.00	T-58	Mike Bibb	73-75-69-76-293	\$708.33	T-93	John Paesani	74-73-71-79-297	\$565.00
T-22	Patrick Fitzsimmons	74-76-69-69-288	\$2,925.00	T-58	Jon Chaffee	71-72-73-77-293	\$708.33	T-93	Phil Wagoner	70-72-76-79-297	\$565.00
T-22	Drue Johnson	73-70-74-71-288	\$2,925.00	T-58	Gene Fieger	72-70-77-74-293	\$708.33	T-95	Mitch Camp	74-73-73-78-298	\$565.00
T-22	Dana Quigley	70-72-75-71-288	\$2,925.00	T-58	Thomas Gray	70-72-74-77-293	\$708.33	T-96	Bob Betley	74-73-72-79-298	\$565.00
T-22	Curt Schnell	70-70-69-79-288	\$2,925.00	T-58	Bobby Heins	71-73-76-73-293	\$708.33	T-96	Roy Hunter	74-72-74-78-298	\$565.00
T-28	Greg Cerulli	74-74-70-71-289	\$1,850.00	T-58	John Jackson Jr.	70-77-70-76-293	\$708.33	T-98	Bill Galloway	74-73-73-79-299	\$565.00
T-28	Hunt Gilliland	72-69-75-73-289	\$1,850.00	T-58	Gregg Jones	73-72-72-76-293	\$708.33	T-98	David Lundstrom	74-75-71-79-299	\$565.00
T-28	Jay Overton	77-70-69-73-289	\$1,850.00	T-58	Walt Porterfield Jr.	68-73-77-75-293	\$708.33	T-100	Randy Jensen	74-72-74-80-300	\$565.00
T-28	Benny Passons	70-72-74-73-289	\$1,850.00	T-58	Scott Walter	76-70-74-73-293	\$708.33	T-100	Jerry Minor	72-72-76-80-300	\$565.00
T-28	Ken Schall	71-68-72-78-289	\$1,850.00	T-67	Steve Brady	75-73-71-75-294	\$657.50	102	Gary Hardin	71-76-73-81-301	\$565.00
T-28	Jim Sobb	69-74-69-77-289	\$1,850.00	T-67	John Calabria	76-70-74-74-294	\$657.50	T-103	Mel Baum	71-77-72-82-302	\$565.00
T-28	Kent Stauffer	71-73-73-72-289	\$1,850.00	T-67	Toby Chapin	72-75-71-76-294	\$657.50	T-103	Bill Majure	73-77-70-82-302	\$565.00
T-28	Ed Whitman	73-73-71-72-289	\$1,850.00	T-67	Frank Dobbs	75-70-75-74-294	\$657.50				

1988 Bob Boyd, the 33-year-old PGA head professional from Florence, S.C., made a par on the second playoff hole to defeat another Carolinian, Rick Morton. Both shot 1-over-par 287s, marking the first time in the history of the PGA Professional National Championship that the winning score was over par.

Champion: Bob Boyd, Florence, S.C.	
Site:	Pinehurst Resort, Pinehurst, N.C.
Date:	Oct. 12-15
Course: No. 2	Par: 71 – 7,051 yds.
(used for one round and on final day)	
Course: No. 4	Par: 72 – 6,784 yds.
Course: No. 7	Par: 72 – 7,114 yds.
Purse: \$360,000	Field: 355
Cut at 225	98 players advanced



	Avg. of Courses	Rounds of 70 & Under	Round Leader	Bob Boyd
Round 1:	76.50	8	69 - Bob Groff, Gary Hardin	70 - T-3
Round 2:	77.40	5	140 - Rick Morton	144 - (74) T-5
Round 3:	76.30	16	217 - Shawn McEntee	217 - (73) T-7
Round 4:	75.50	5	287 - Bob Boyd, Rick Morton	287 - (70) T-1st
Totals:	76.62	34		

Championship Summary

Place	Name	Score	Winnings	Place	Name	Score	Winnings	Place	Name	Score	Winnings
T-1	Bob Boyd	70-74-73-70-287	\$30,000.00	T-34	Mitch Camp	71-76-71-78-296	\$1,255.00	T-59	David Thore	72-77-76-74-299	\$699.00
T-2	Rick Morton	71-69-74-73-287	\$20,000.00	T-34	Mark Gardner	75-72-77-72-296	\$1,255.00	T-59	Vic Tortorici	76-73-76-74-299	\$699.00
3	Bruce Lehnhard	73-74-71-70-288	\$15,000.00	T-34	Robert Gibbons	73-73-77-73-296	\$1,255.00	T-69	Tom Joyce	73-75-76-76-300	\$657.50
T-4	Bobby Heins	70-76-71-72-289	\$11,166.67	T-34	David Glenz	71-75-73-77-296	\$1,255.00	T-69	John Lindert	73-77-72-78-300	\$657.50
T-4	Shawn McEntee	71-70-71-77-289	\$11,166.66	T-34	Webb Heintzelman	75-76-72-73-296	\$1,255.00	T-69	Don Maddox	72-78-72-78-300	\$657.50
T-4	Sammy Rachels	71-74-72-72-289	\$11,166.67	T-34	Jeff Jackson	76-75-72-73-296	\$1,255.00	T-69	Bob Menne	77-72-76-75-300	\$657.50
T-7	Bob Betley	71-71-75-73-290	\$8,500.00	T-34	Bob Klein Jr.	73-75-75-73-296	\$1,255.00	T-69	Scott Steger	75-72-75-78-300	\$657.50
T-7	Bob Mann	70-73-73-74-290	\$8,500.00	T-34	Wally Kuchar	71-76-77-72-296	\$1,255.00	T-69	Jim White	74-73-78-75-300	\$657.50
T-9	John Jackson Jr.	70-75-74-72-291	\$7,250.00	T-34	Steve Spray	74-76-75-71-296	\$1,255.00	T-75	Scott Dietrich	72-77-73-79-301	\$627.50
T-9	Ralph Landrum	74-72-70-75-291	\$7,250.00	T-34	Jerry Tucker	73-75-76-72-296	\$1,255.00	T-75	Hunt Gilliland	75-77-73-76-301	\$627.50
T-11	Larry Gilbert	76-73-76-67-292	\$6,100.00	T-44	Jim Albus	72-72-77-76-297	\$883.33	T-75	Barry Redmond	78-76-71-76-301	\$627.50
T-11	Gregg Jones	75-70-72-75-292	\$6,100.00	T-44	Gibby Gilbert	71-75-72-79-297	\$883.33	T-75	Ken Schall	72-80-71-78-301	\$627.50
T-11	Jack Lewis	74-75-71-72-292	\$6,100.00	T-44	Scott Mahlberg	75-75-74-73-297	\$883.34	T-75	Jeff Steinberg	76-72-76-77-301	\$627.50
T-11	Lindy Miller	74-77-74-67-292	\$6,100.00	T-44	Walt Porterfield Jr.	75-76-71-75-297	\$883.33	T-75	Steve Whillcok	74-74-73-80-301	\$627.50
T-11	Gary Robison	73-74-70-75-292	\$6,100.00	T-44	Don Reese	77-77-71-72-297	\$883.34	T-81	Tim Brauch	76-78-70-78-302	\$597.50
T-16	Bob Groff	69-75-77-72-293	\$4,900.00	T-44	Gary Robinson	71-75-78-73-297	\$883.34	T-81	Michael Diffley	77-75-71-79-302	\$597.50
T-16	Bill King	71-74-71-77-293	\$4,900.00	T-44	Ed Sabo	76-78-69-74-297	\$883.33	T-81	Wayne Myers	77-73-74-78-302	\$597.50
T-16	Ed Whitman	73-72-73-75-293	\$4,900.00	T-44	Roy Vucinich	76-77-70-74-297	\$883.33	T-81	Jimmy Paschal	73-75-77-77-302	\$597.50
T-19	Jim Cichra	73-77-70-74-294	\$4,150.00	T-44	Gregg Wolff	73-76-71-77-297	\$883.33	T-81	Bill Tindall	75-74-74-79-302	\$597.50
T-19	Gene Fieger	71-77-72-74-294	\$4,150.00	T-53	Jon Chaffee	74-75-73-76-298	\$765.00	T-81	Dan Wood	75-77-70-80-302	\$597.50
T-21	Ken Allard	75-74-70-76-295	\$2,538.46	T-53	Fred Funk	75-76-72-75-298	\$765.00	T-87	Gary Groh	75-77-73-78-303	\$575.00
T-21	Don Brigham	77-76-66-76-295	\$2,538.46	T-53	Buddy Harston	74-78-68-78-298	\$765.00	T-87	Darrell Kestner	73-79-71-80-303	\$575.00
T-21	Scott Davis	73-77-69-76-295	\$2,538.46	T-53	Jeff Thomsen	78-75-70-75-298	\$765.00	T-87	Rob Wilkin	71-78-74-80-303	\$575.00
T-21	Bob Ford	76-72-77-70-295	\$2,538.47	T-53	Tim Walton	73-76-74-75-298	\$765.00	T-90	Michael Harmon	75-80-70-79-304	\$565.00
T-21	Greg Frederick	73-76-73-73-295	\$2,538.46	T-53	Mike Zarella	75-76-73-74-298	\$765.00	T-90	Steve King	75-77-72-80-304	\$565.00
T-21	Ray Freeman	72-72-74-77-295	\$2,538.46	T-59	Jeff Bailey	74-77-70-78-299	\$699.00	T-90	John Paesani	73-77-75-79-304	\$565.00
T-21	Stu Ingraham	73-75-74-73-295	\$2,538.46	T-59	Doug Campbell	78-71-75-75-299	\$699.00	T-90	Robert Singletary	75-75-75-79-304	\$565.00
T-21	Rick Meskell	74-76-71-74-295	\$2,538.46	T-59	Woody Fitzhugh	74-75-76-74-299	\$699.00	T-94	Bob Ackerman	74-70-81-80-305	\$565.00
T-21	Chris Mitchell	70-74-72-79-295	\$2,538.46	T-59	Gary Hardin	69-80-73-77-299	\$699.00	T-94	Chris Dachsen	76-70-79-80-305	\$565.00
T-21	Lonnie Nielsen	73-76-69-77-295	\$2,538.46	T-59	Jon Hoecker	73-77-73-76-299	\$699.00	T-94	Arne Dokka	71-76-78-80-305	\$565.00
T-21	Ed Terasa	74-72-77-72-295	\$2,538.47	T-59	Mike Lawrence	73-72-79-75-299	\$699.00	T-94	Billy Ziobro	73-76-72-84-305	\$565.00
T-21	John Traub	74-73-75-73-295	\$2,538.46	T-59	Bob Makoski	74-76-74-75-299	\$699.00	98	Scott Bess	74-74-77-83-308	\$565.00
T-21	Ron Vlosich	78-72-69-76-295	\$2,538.46	T-59	Peter Oosterhuis	75-73-77-74-299	\$699.00				

PGA PROFESSIONAL NATIONAL CHAMPIONSHIP

1987 With a final round of 3-under-par 69 to break his streak of three straight 70s, Jay Lumpkin, a 30-year-old PGA teaching assistant at the Long Cove Club at Amelia Island Plantation in Northeast Florida, finished three strokes ahead of Jeffrey Roth, of Birmingham, Mich., Bob Menne, of Concord, Mass., and Gibby Gilbert, of Chattanooga, Tenn. In doing so, Gilbert earned the \$30,000 first-place check. Roth's final-round 7-under-par 65 was one of the best ever recorded on the much-publicized PGA West Stadium course.

Champion: Jay Lumpkin, Amelia Island, Fla.	
Site:	PGA West, La Quinta Hotel & Resort, Mission Hills Country Club, La Quinta, Calif.
Date:	Oct. 15-18
Course: PGA West Stadium	Par: 72 – 6,800 yds.
(used for one round and on final day)	
Course: La Quinta Mountain	Par: 72 – 6,834 yds.
Course: Mission Hills (Old)	Par: 72 – 6,899 yds.
Purse: \$325,000	Field: 358
Cut at 221	95 players advanced



	Avg. of Courses	Rounds of 70 & Under	Round Leader	Jay Lumpkin
Round 1:	75.40	26	64 - Gibby Gilbert	70 - T-16th
Round 2:	75.80	18	138 - Lonnie Nielsen	140 - (70) T-3rd
Round 3:	75.60	30	208 - Gibby Gilbert	210 - (70) 2nd
Round 4:	73.80	18	279 - Jay Lumpkin	279 - (69) 1st
Totals:	75.45	92		

Championship Summary

Place	Name	Score	Winnings	Place	Name	Score	Winnings	Place	Name	Score	Winnings
1	Jay Lumpkin	70-70-70-69-279	\$30,000.00	T-32	Bob Klein Jr.	76-72-72-69-289	\$1,207.00	T-56	Steve Veriato	73-73-70-77-293	\$650.00
T-2	Gibby Gilbert	64-75-69-74-282	\$15,833.00	T-32	Mike Lawrence	74-71-70-74-289	\$1,207.00	T-56	Ed Whitman	72-75-74-72-293	\$650.00
T-2	Bob Menne	72-71-69-70-282	\$15,833.00	T-32	Benny Passons	72-71-73-73-289	\$1,207.00	T-67	Terry Carlson	74-75-72-73-294	\$610.00
T-2	Jeffrey Roth	71-73-73-65-282	\$15,833.00	T-32	Mike San Filippo	72-70-73-74-289	\$1,207.00	T-67	Larry Gilbert	70-75-72-77-294	\$610.00
T-5	Scott Bess	73-72-67-71-283	\$9,100.00	T-32	Jim Sobb	69-74-70-76-289	\$1,207.00	T-67	Jon Hoecker	76-73-71-74-294	\$610.00
T-5	David Glenz	67-74-71-71-283	\$9,100.00	T-32	Gene Fieger	72-75-71-71-289	\$1,207.00	T-67	Lindy Miller	74-68-78-74-294	\$610.00
T-5	Lonnie Nielsen	67-71-75-70-283	\$9,100.00	T-39	Bob Ford	70-70-72-78-290	\$950.00	T-67	John Traub	75-73-73-73-294	\$610.00
T-5	David Thore	73-70-70-70-283	\$9,100.00	T-39	Mike Malaska	76-76-68-70-290	\$950.00	T-72	Doug Campbell	73-73-73-76-295	\$575.00
T-5	Tom Wargo	71-70-72-70-283	\$9,100.00	T-39	Bill Schumaker	71-72-75-72-290	\$950.00	T-72	Greg Cerulli	70-73-75-77-295	\$575.00
10	Mark Gurnow	72-72-70-70-284	\$7,000.00	T-39	Jack Seltzer	72-73-74-71-290	\$950.00	T-72	Scott Chaffin	74-72-74-75-295	\$575.00
T-11	Jim Albus	71-71-70-73-285	\$6,000.00	T-39	James Weeden	70-77-73-70-290	\$950.00	T-72	Larry Every	76-73-70-76-295	\$575.00
T-11	Ralph Landrum	71-73-69-72-285	\$6,000.00	T-44	Bob Borowicz	71-74-73-73-291	\$788.00	T-72	Fred Gibson	75-70-75-75-295	\$575.00
T-11	Bob Mann	71-74-68-72-285	\$6,000.00	T-44	Bob Boyd	71-74-75-71-291	\$788.00	T-72	Stu Ingraham	75-75-71-74-295	\$575.00
T-14	Woody Fitzhugh	71-70-70-75-286	\$4,300.00	T-44	Bill Brask	68-76-75-72-291	\$788.00	T-72	Dick Murphy	71-74-74-76-295	\$575.00
T-14	Darrell Kestner	71-70-71-74-286	\$4,300.00	T-44	Terry Florence	69-71-73-78-291	\$788.00	T-72	David Nevatt	71-77-72-75-295	\$575.00
T-14	Dwight Nevil	76-70-66-74-286	\$4,300.00	T-44	Keith Lyford	75-73-68-75-291	\$788.00	T-72	Skip Tredway	76-73-71-75-295	\$575.00
T-14	John Paesani	72-77-68-69-286	\$4,300.00	T-44	Michael Moyers	72-74-68-77-291	\$788.00	T-81	Rick Acton	72-76-71-77-296	\$540.00
T-14	Carl Poche	71-76-71-68-286	\$4,300.00	T-44	Scott Watkins	73-75-72-71-291	\$788.00	T-81	Tommy Aycocck	72-72-76-76-296	\$540.00
T-19	Don Brigham	72-73-70-72-287	\$3,138.00	T-44	Gregg Wolff	74-72-75-70-291	\$788.00	T-81	Mike Kallam	72-73-76-75-296	\$540.00
T-19	Michael Burke Jr.	71-74-71-71-287	\$3,138.00	T-52	Cary Hungate	73-73-73-73-292	\$688.00	T-81	Richard Martinez	74-77-69-76-296	\$540.00
T-19	Lynn Janson	72-74-71-70-287	\$3,138.00	T-52	Pete Oakley	74-72-72-74-292	\$688.00	T-81	Ron Vlosich	69-78-74-75-296	\$540.00
T-19	Dana Quigley	69-72-74-72-287	\$3,138.00	T-52	Gary Robison	71-79-68-74-292	\$688.00	86	Jeff Bailey	72-71-76-78-297	\$525.00
T-23	Tommy Brannen	66-78-73-71-288	\$1,967.00	T-52	Bill Tindall	73-77-71-71-292	\$688.00	T-87	Dick McClean	66-78-74-80-298	\$518.00
T-23	Bill Brodell	69-74-70-75-288	\$1,967.00	T-56	Peter Busch	69-76-73-75-293	\$650.00	T-87	Ross Randall	73-72-76-77-298	\$518.00
T-23	Jim Dickson	73-76-69-70-288	\$1,967.00	T-56	Kevin Cashman	70-71-78-74-293	\$650.00	T-89	Fred Collins	76-73-71-79-299	\$508.00
T-23	Ray Freeman	73-71-74-70-288	\$1,967.00	T-56	Tom Clary	75-70-75-73-293	\$650.00	T-89	Doug Higgins	72-71-78-78-299	\$508.00
T-23	Gregg Jones	70-76-71-71-288	\$1,967.00	T-56	Robbie Gilmore Jr.	71-73-77-72-293	\$650.00	T-91	Bill Mattingly III	77-75-68-80-300	\$505.00
T-23	Bob Lenzion	68-72-72-76-288	\$1,967.00	T-56	Robert Hoyt	81-69-68-75-293	\$650.00	T-91	Bob Ralston	75-70-73-82-300	\$505.00
T-23	Bob Makoski	71-69-77-71-288	\$1,967.00	T-56	Bob Leaver	70-74-72-77-293	\$650.00	93	Steve Bowen	72-72-77-80-301	\$505.00
T-23	Jay Overton	72-75-72-69-288	\$1,967.00	T-56	Chris Mitchell	73-72-71-77-293	\$650.00	94	Mike Labauve	71-76-74-81-302	\$505.00
T-23	Rick Vershure	73-72-71-72-288	\$1,967.00	T-56	George Shortridge	69-71-73-80-293	\$650.00	95	Mark Hill	75-75-71-86-307	\$505.00
T-32	Bob Groff	75-72-74-68-289	\$1,207.00	T-56	Wheeler Stewart	76-72-70-75-293	\$650.00				

1986 With a birdie-par finish, 36-year-old Bob Lendzion shot four successive 1-under-par 71s to win the 19th renewal of the PGA Professional National Championship. Lendzion, PGA head professional at The Quechee Club in Quechee, Vt., finished one shot ahead of Bob Betley, of Ogden, Utah. Former Tour player Dana Quigley, of Barrington, R.I., was the third-round leader and gambled at No. 18 for what he thought would be a lead-tying birdie. He suffered a costly double-bogey instead. Quigley tied for third, two strokes back.

Champion: Bob Lendzion, Quechee, Vt.	
Site:	PGA West, La Quinta Hotel & Resort, Mission Hills Country Club, La Quinta, Calif.
Date:	Oct. 2-5
Course:	PGA West Stadium Par: 72 – 6,800 yds. (used for one round and on final day)
Course:	La Quinta Mountain Par: 72 – 6,834 yds.
Course:	Mission Hills (Old) Par: 72 – 6,899 yds.
Purse:	\$325,000 Field: 352
	Cut at 224 100 players advanced




	Avg. of Courses	Rounds of 70 & Under	Round Leader	Bob Lendzion
Round 1:	76.50	20	67 - James Blair	71 - T-27th
Round 2:	76.00	22	139 - Ray Freeman	142 - (71) T-9th
Round 3:	77.20	8	209 - Dana Quigley	213 - (71) T-6th
Round 4:	76.00	6	284 - Bob Lendzion	284 - (71) 1st
Totals:	76.50	56		

Championship Summary

Place	Name	Score	Winnings	Place	Name	Score	Winnings	Place	Name	Score	Winnings
1	Bob Lendzion	71-71-71-284	\$30,000.00	T-28	Jack Seltzer	72-73-72-294	\$1,468.00	T-69	Steve Caulkins	77-74-73-299	\$597.00
2	Bob Betley	71-71-70-73-285	\$20,000.00	T-36	Steve Heckel	74-71-79-71-295	\$1,021.00	T-69	Rich Fulkerson	71-73-75-80-299	\$597.00
T-3	David Glenz	75-72-68-71-286	\$12,833.00	T-36	Tom Joyce	71-71-74-79-295	\$1,021.00	T-69	Wally Kuchar	72-75-74-78-299	\$597.00
T-3	Dana Quigley	73-70-66-77-286	\$12,833.00	T-36	Ralph Landrum	74-66-75-80-295	\$1,021.00	T-69	Bob Mann	74-74-74-77-299	\$597.00
T-3	Tom Wargo	70-74-73-69-286	\$12,833.00	T-36	Tony Milam	75-77-72-71-295	\$1,021.00	T-69	Benny Passons	73-68-79-79-299	\$597.00
T-6	Ray Freeman	69-70-73-76-288	\$9,500.00	T-36	Jim Petralia	71-72-79-73-295	\$1,021.00	T-69	Robert Thompson	69-74-74-82-299	\$597.00
T-6	Jay Overton	70-70-72-76-288	\$9,500.00	T-36	Paul Ryiz	74-70-73-78-295	\$1,021.00	T-75	Tim Brauch	73-78-72-77-300	\$567.00
T-8	Fred Funk	78-67-70-74-289	\$7,500.00	T-36	Mike San Filippo	76-71-74-74-295	\$1,021.00	T-75	Pat Delaney	72-76-74-78-300	\$567.00
T-8	Lindy Miller	76-71-71-71-289	\$7,500.00	T-43	Jim Booros	76-69-74-77-296	\$771.00	T-75	Dick Lotz	73-74-72-81-300	\$567.00
T-8	Jim Woodward	70-73-73-73-289	\$7,500.00	T-43	John Calabria	76-72-71-77-296	\$771.00	T-75	Ralph Montoya	73-75-75-77-300	\$567.00
11	Tom Tatum	73-71-75-71-290	\$6,500.00	T-43	Ed Dougherty	73-74-77-72-296	\$771.00	T-75	Harold Perry Jr.	76-75-73-76-300	\$567.00
T-12	Lonnie Nielsen	71-69-72-79-291	\$5,500.00	T-43	Woody Fitzhugh	74-77-70-75-296	\$771.00	T-75	Alex Redmond	72-78-73-77-300	\$567.00
T-12	Wheeler Stewart	77-69-72-73-291	\$5,500.00	T-43	Jeff Foxx	72-76-73-75-296	\$771.00	T-81	Charlie Epps	73-72-77-79-301	\$540.00
T-12	Steve Veriato	72-73-75-71-291	\$5,500.00	T-43	Fred Gibson	70-77-75-74-296	\$771.00	T-81	George Shortridge	76-74-73-78-301	\$540.00
T-15	Rick Acton	71-74-72-75-292	\$4,000.00	T-43	Laurie Hammer	73-72-73-78-296	\$771.00	T-81	Bill Tindall	69-77-75-80-301	\$540.00
T-15	J.C. Blair III	67-74-72-79-292	\$4,000.00	T-43	Fred Holton Jr.	77-70-74-75-296	\$771.00	T-81	Ron Wells	75-77-72-77-301	\$540.00
T-15	David Gosiewski	72-70-73-77-292	\$4,000.00	T-43	Craig Stephens	73-74-74-75-296	\$771.00	T-81	Larry Wheeler	73-75-74-79-301	\$540.00
T-15	Jack Kiefer	78-71-75-68-292	\$4,000.00	T-43	Tommy Thomas	75-71-74-76-296	\$771.00	T-86	Jim Albus	75-75-72-80-302	\$515.00
T-15	Pete Oakley	73-73-76-70-292	\$4,000.00	T-43	Ed Whitman	70-79-75-72-296	\$771.00	T-86	Terry Florence	72-72-73-85-302	\$515.00
T-20	Larry Gilbert	73-73-71-76-293	\$2,518.00	T-43	Buddy Whitten	74-76-73-73-296	\$771.00	T-86	Cary Hungate	75-75-73-79-302	\$515.00
T-20	Ted Goin	74-69-76-74-293	\$2,518.00	T-55	Bill Murchison	80-69-73-75-297	\$672.00	T-86	Kevin Morris	75-73-73-81-302	\$515.00
T-20	Bob Groff	69-72-75-77-293	\$2,518.00	T-55	Bill Schumaker	72-72-78-75-297	\$672.00	T-86	Dan Murphy	75-72-77-78-302	\$515.00
T-20	Mike Kallam	71-73-77-72-293	\$2,518.00	T-55	Bruce Summerhays	74-72-78-73-297	\$672.00	T-91	Gary Groh	74-73-76-80-303	\$505.00
T-20	Bruce Lehnhard	72-78-74-69-293	\$2,518.00	T-55	Vic Tortorici	73-77-73-74-297	\$672.00	T-91	Lynn Janson	69-74-77-83-303	\$505.00
T-20	Jack McKelvey	74-76-73-70-293	\$2,518.00	T-59	Bill Brask	75-75-73-75-298	\$637.00	T-91	Gregg Jones	76-68-78-81-303	\$505.00
T-20	Dwight Nevil	77-71-76-69-293	\$2,518.00	T-59	John Gentile	75-73-75-75-298	\$637.00	T-91	Tony Kaloustian	77-73-74-79-303	\$505.00
T-20	Scott Oulds	70-73-77-73-293	\$2,518.00	T-59	Bob Hauer	74-75-74-75-298	\$637.00	T-91	Bob Leaver	75-76-72-80-303	\$505.00
T-28	Jeff Bailey	73-73-73-75-294	\$1,468.00	T-59	Jay Lumpkin	74-75-75-74-298	\$637.00	T-91	Scott Walter	74-71-79-79-303	\$505.00
T-28	Tommy Brannen	76-70-71-77-294	\$1,468.00	T-59	Rives McBee	72-77-71-78-298	\$637.00	97	Kim Thompson	72-76-75-81-304	\$505.00
T-28	Gibby Gilbert	77-70-74-73-294	\$1,468.00	T-59	Dick McClean	72-82-70-74-298	\$637.00	98	John Godwin	77-77-70-81-305	\$505.00
T-28	Dick Goetz	70-74-72-78-294	\$1,468.00	T-59	Chris Mitchell	74-74-73-77-298	\$637.00	99	John Graham	76-72-76-83-307	\$505.00
T-28	John Jackson Jr.	70-70-78-76-294	\$1,468.00	T-59	Jerry Tucker	73-76-75-74-298	\$637.00	100	Terry Carlson	72-78-74-89-313	\$505.00
T-28	Don Padgett II	79-69-74-72-294	\$1,468.00	T-59	Tony Valentine	72-75-73-78-298	\$637.00				
T-28	Mike Schlueter	75-72-74-73-294	\$1,468.00	T-59	Roy Vucinich	72-73-75-78-298	\$637.00				

1985 With a par on the last green for a final-round 1-under-par 71, Ed Dougherty, from Linwood, Pa., became the only player to shoot four sub-par rounds in winning the National Championship by two strokes over Jim White, of Lincoln, Neb. Dougherty, 38, also earned PGA Professional Player of the Year honors following his victory.

Champion: Ed Dougherty, Linwood, Pa.	
Site:	La Quinta Hotel Golf Club, Mission Hills Country Club, La Quinta, Calif.
Date:	Oct. 10-13
Course: Dunes	Par: 72 – 6,874 yds.
(used for one round and on final day)	
Course: Mission Hills (New)	Par: 72 – 7,246 yds.
Course: Mission Hills (Old)	Par: 72 – 6,899 yds.
Purse: \$235,000	Field: 358
Cut at 220	92 players advanced



	Avg. of Courses	Rounds of 70 & Under	Round Leader	Ed Dougherty
Round 1:	75.50	27	66 - Lonnie Nielsen	69 - T-5th
Round 2:	75.30	25	137 - Kevin Morris	138 - (69) T-2nd
Round 3:	74.90	36	205 - Charlie Epps	206 - (68) 2nd
Round 4:	75.30	4	277 - Ed Dougherty	277 - (71) 1st
Totals:	75.25	92		

Championship Summary

Place Name	Score	Winnings	Place Name	Score	Winnings	Place Name	Score	Winnings
1 Ed Dougherty	69-69-68-71-277	\$27,500.00	T-28 Lynn Janson	69-71-76-73-289	\$1,421.00	T-60 Randy Jensen	74-75-69-76-294	\$577.00
2 Jim White	74-67-67-71-279	\$17,500.00	T-28 Mike San Filippo	71-73-72-73-289	\$1,421.00	T-60 Dan Murphy	75-75-70-74-294	\$577.00
3 Rick Acton	72-70-67-71-280	\$13,500.00	T-28 Roy Vucinich	70-72-73-74-289	\$1,421.00	T-60 Jack Sommers	71-71-72-80-294	\$577.00
4 Kevin Morris	69-68-73-71-281	\$11,500.00	T-35 Gary Hardin	75-71-70-74-290	\$1,037.00	T-66 Michael Burke Jr.	73-72-74-76-295	\$577.00
5 Jim Albus	74-68-71-69-282	\$10,000.00	T-35 Gregg Jones	70-73-73-74-290	\$1,037.00	T-66 Clyde Collins Jr.	74-75-71-75-295	\$577.00
T-6 Scott Bess	69-71-69-74-283	\$8,500.00	T-35 Gary Ostrega	72-71-72-75-290	\$1,037.00	T-66 John Godwin	70-73-75-77-295	\$577.00
T-6 Charlie Epps	70-68-67-78-283	\$8,500.00	T-35 Jay Overton	67-72-71-80-290	\$1,037.00	T-66 Steve Jensen	71-73-76-75-295	\$577.00
T-8 Wheeler Stewart	71-72-69-72-284	\$7,250.00	T-35 Steve Veriato	73-73-71-73-290	\$1,037.00	T-66 Bill Kennedy	69-74-76-76-295	\$577.00
T-8 Larry Webb	69-70-73-72-284	\$7,250.00	T-35 Paul Wise	73-74-69-74-290	\$1,037.00	T-66 John Lindert	69-74-75-77-295	\$577.00
T-10 Ken Allard	76-68-68-73-285	\$5,750.00	T-41 Doug Bauman	74-73-73-71-291	\$837.00	T-66 Rocky Nelson	72-71-77-75-295	\$577.00
T-10 Jeff Foxx	70-69-68-78-285	\$5,750.00	T-41 Roger Ginsberg	74-73-69-75-291	\$837.00	T-66 Don Padgett II	71-76-70-78-295	\$577.00
T-10 Ray Freeman	70-72-75-68-285	\$5,750.00	T-41 David Glenz	75-71-72-73-291	\$837.00	T-66 Benny Passons	72-76-71-76-295	\$577.00
T-10 Bill Schumaker	73-70-70-72-285	\$5,750.00	T-41 Roger Kennedy	70-74-73-74-291	\$837.00	T-75 Gene Aube	73-74-72-77-296	\$577.00
T-14 Dick Lotz	71-68-76-71-286	\$4,375.00	T-41 Gary Robison	73-71-72-75-291	\$837.00	T-75 Stan Ball	72-73-75-76-296	\$577.00
T-14 Dwight Nevil	70-70-75-71-286	\$4,375.00	T-41 Bill Tindall	76-73-71-71-291	\$837.00	T-75 Ross Randall	74-74-70-78-296	\$577.00
T-16 Larry Babica	72-75-68-72-287	\$3,750.00	T-41 Buddy Whitten	69-72-75-75-291	\$837.00	T-78 Tim Brauch	71-74-72-80-297	\$577.00
T-16 Bob Leaver	67-76-72-72-287	\$3,750.00	T-41 Terry Wilcox	72-73-68-78-291	\$837.00	T-78 Jim Gerring	72-77-71-77-297	\$577.00
T-16 Pete Oakley	74-73-71-69-287	\$3,750.00	T-49 Vince Bizik	72-73-74-73-292	\$622.00	T-78 Bill Harris	75-74-69-79-297	\$577.00
T-19 James Blair	72-74-72-70-288	\$2,438.00	T-49 Gene Borek	72-70-73-77-292	\$622.00	T-78 Joe Huber	72-77-71-77-297	\$577.00
T-19 David Duschane	68-75-72-73-288	\$2,438.00	T-49 Tom Dawson	72-75-73-72-292	\$622.00	T-78 Al Murdock	75-72-71-79-297	\$577.00
T-19 Rives McBee	69-72-75-72-288	\$2,438.00	T-49 Bob Mann	70-70-72-80-292	\$622.00	T-78 Ed Selser	71-73-73-80-297	\$577.00
T-19 Bob Menne	71-73-71-73-288	\$2,438.00	T-49 Chris Mitchell	74-71-70-77-292	\$622.00	T-84 Jeff Bailey	73-70-75-80-298	\$577.00
T-19 Lonnie Nielsen	66-75-74-73-288	\$2,438.00	T-49 Tom Wargo	73-69-72-78-292	\$622.00	T-84 Larry Emery	73-72-73-80-298	\$577.00
T-19 Gary Robinson	69-73-70-76-288	\$2,438.00	T-55 Steve Ball	73-70-74-76-293	\$577.00	T-84 John Phillips	75-75-67-81-298	\$577.00
T-19 Mike Schlueter	73-73-65-77-288	\$2,438.00	T-55 Bob Lenzion	74-72-72-75-293	\$577.00	T-84 Mike Zarella	72-73-70-83-298	\$577.00
T-19 Rick Vershure	73-69-68-78-288	\$2,438.00	T-55 Rick Smith	72-76-70-75-293	\$577.00	T-88 Laurie Hamner	71-78-71-80-300	\$577.00
T-19 Ron Wells	73-68-71-76-288	\$2,438.00	T-55 Lew Smither III	73-74-69-77-293	\$577.00	T-88 Dick McClean	74-70-74-82-300	\$577.00
T-28 Bob Ackerman	73-71-71-74-289	\$1,421.00	T-55 Jim Woodward	72-75-73-73-293	\$577.00	T-88 Jeff Steinberg	74-70-76-80-300	\$577.00
T-28 Patrick Fitzsimmons	71-71-75-72-289	\$1,421.00	T-60 Gene Boni	73-75-71-75-294	\$577.00	91 Larry Wheeler	73-72-72-84-301	\$577.00
T-28 Larry Gilbert	73-72-71-73-289	\$1,421.00	T-60 Warren Chancellor	72-71-75-76-294	\$577.00	92 Mark Gurnow	72-71-77-82-302	\$577.00
T-28 Robert Hoyt	71-71-70-77-289	\$1,421.00	T-60 Brien Charter	73-73-73-75-294	\$577.00			

1984 For the sixth time, the PGA Professional National Championship was decided in a sudden-death playoff, as 34-year-old Bill Schumaker, a golf club owner from Columbia City, Ind., birdied the first playoff hole to defeat Gary Ostrega, of Colonia (N.J.) Country Club. Later, Schumaker was named PGA Professional Player of the Year.

Champion: Bill Schumaker, Columbia City, Ind.	
Site:	PGA National, Palm Beach Gardens, Fla.
Date:	Oct. 11-14
Course: Champion	Par: 72 – 7,002 yds.
(used for one round and on final day)	
Course: Haig	Par: 72 – 6,806 yds.
Course: General	Par: 72 – 6,768 yds.
Purse: \$200,000	Field: 355
Cut at 222	92 players advanced



	Avg. of Courses	Rounds of 70 & Under	Round Leader	Bill Schumaker
Round 1:	76.70	13	67 - Tom Aycock	73 - T-43rd
Round 2:	75.70	15	140 - Mike Ballo	142 - (69) T-5th
Round 3:	75.50	24	212 - Jim White	214 - (72) T-4th
Round 4:	74.30	9	284 - Bill Schumaker	284 - (70) 1st
Totals:	75.83	58		

Championship Summary

Place	Name	Score	Winings	Place	Name	Score	Winings	Place	Name	Score	Winings
1	Bill Schumaker	73-69-72-70-284	\$25,000.00	T-28	Mike Harrigan	76-72-74-70-292	\$1,195.00	T-63	Mike Franko	73-72-73-77-295	\$425.00
2	Gary Ostrega	72-75-66-71-284	\$15,000.00	T-28	Bob Leaver	73-73-71-75-292	\$1,195.00	T-63	Rives McBee	75-75-72-73-295	\$425.00
T-3	Larry Gilbert	69-73-73-71-286	\$11,000.00	T-28	Jack Lewis	78-71-71-72-292	\$1,195.00	T-63	Stacy Russell	72-72-74-77-295	\$425.00
T-3	Rick Osberg	71-74-73-68-286	\$11,000.00	T-28	Benny Passons	76-71-72-73-292	\$1,195.00	T-63	Mike Schlueter	76-72-71-76-295	\$425.00
5	David Glenz	74-74-68-71-287	\$9,000.00	T-28	Jack Seltzer	73-73-72-74-292	\$1,195.00	T-63	Paul Wise	78-73-71-73-295	\$425.00
T-6	Steve Veriato	75-71-72-70-288	\$7,750.00	T-28	Bob Smith	73-75-73-71-292	\$1,195.00	T-68	Larry Babica	73-74-71-78-296	\$425.00
T-6	Jim White	69-73-70-76-288	\$7,750.00	T-28	Craig Watson	74-70-75-73-292	\$1,195.00	T-68	Jerry Coats	74-71-74-77-296	\$425.00
T-8	Scott Bess	74-69-75-71-289	\$5,750.00	T-39	Mike Ballo	71-69-77-76-293	\$675.00	T-68	Arne Dokka	74-76-72-74-296	\$425.00
T-8	Ed Dougherty	75-71-73-70-289	\$5,750.00	T-39	Craig Clemons	74-75-68-76-293	\$675.00	T-68	Howell Fraser	74-75-73-74-296	\$425.00
T-8	Bobby Heins	70-72-73-74-289	\$5,750.00	T-39	Steve Coulkins	77-72-71-73-293	\$675.00	T-68	Roger Kennedy	73-70-77-76-296	\$425.00
T-8	John Jackson Jr.	72-73-70-74-289	\$5,750.00	T-39	John Elliott Jr.	75-75-70-73-293	\$675.00	T-68	Jay Overton	71-79-70-76-296	\$425.00
T-8	Jim O'Hern	74-72-70-73-289	\$5,750.00	T-39	Bill Garrett	72-74-69-78-293	\$675.00	T-68	Don Padgett II	68-78-72-78-296	\$425.00
T-8	Rick Werner	73-70-72-74-289	\$5,750.00	T-39	Roger Ginsberg	74-71-73-75-293	\$675.00	T-68	Billy Peterson	71-72-75-78-296	\$425.00
T-14	Jim Albus	72-74-70-74-290	\$3,875.00	T-39	John Godwin	74-73-75-71-293	\$675.00	T-68	Ed Sabo	77-70-75-74-296	\$425.00
T-14	Mark Gurnow	72-76-71-71-290	\$3,875.00	T-39	Geoff Hensley	73-76-73-71-293	\$675.00	T-68	Larry Wheeler	73-72-77-74-296	\$425.00
T-14	Robert Hoyt	76-72-72-70-290	\$3,875.00	T-39	John Joseph	73-74-73-73-293	\$675.00	T-68	Bob Wynn	72-71-75-78-296	\$425.00
T-14	Kevin Morris	72-76-72-70-290	\$3,875.00	T-39	Steven King	73-74-73-73-293	\$675.00	T-79	Bill Hamilton	77-73-71-76-297	\$425.00
T-18	Bob Ackerman	75-72-71-73-291	\$2,385.00	T-39	Jim Logue	72-74-73-74-293	\$675.00	T-79	Kelley Moser	74-71-75-77-297	\$425.00
T-18	Steve Benson	69-74-71-77-291	\$2,385.00	T-39	Bob Makoski	72-69-76-76-293	\$675.00	T-79	Rick Terrell	76-71-75-75-297	\$425.00
T-18	Laurie Hammer	70-71-74-76-291	\$2,385.00	T-39	Patrick O'Brien	74-76-70-73-293	\$675.00	T-79	Jerry Tucker	77-75-70-75-297	\$425.00
T-18	Gary Head	73-72-74-72-291	\$2,385.00	T-39	Pete Oakley	72-75-73-73-293	\$675.00	T-79	Terry Wilcox	73-75-72-77-297	\$425.00
T-18	Lynn Janson	74-71-73-73-291	\$2,385.00	T-39	Paul Ryiz	75-75-69-74-293	\$675.00	T-84	Jack Barger	78-75-68-77-298	\$425.00
T-18	Drue Johnson	77-71-74-69-291	\$2,385.00	T-54	Bruce Ashworth	72-72-77-73-294	\$425.00	T-84	Richard Gilstad	75-71-74-78-298	\$425.00
T-18	Gregg Jones	76-73-69-73-291	\$2,385.00	T-54	Jeff Bailey	76-71-72-75-294	\$425.00	T-84	Kyle Howard	71-76-75-76-298	\$425.00
T-18	Bob Lenzion	71-75-71-74-291	\$2,385.00	T-54	Al Chandler	71-72-75-76-294	\$425.00	87	Larry King	77-71-74-77-299	\$425.00
T-18	Ross Randall	73-73-73-72-291	\$2,385.00	T-54	Fred Gibson	76-70-71-77-294	\$425.00	T-88	Ron Baker	79-71-67-83-300	\$425.00
T-18	Ron Wells	72-72-69-78-291	\$2,385.00	T-54	Mike Malaska	74-75-72-73-294	\$425.00	T-88	Rodney Loesch	77-74-70-79-300	\$425.00
T-28	Ken Allard	68-73-76-75-292	\$1,195.00	T-54	Bob Menne	74-73-74-73-294	\$425.00	T-90	Bill Galloway	77-73-72-79-301	\$425.00
T-28	Tommy Aycock	67-76-75-74-292	\$1,195.00	T-54	Wes Smith	78-72-71-73-294	\$425.00	T-90	Terry Houser	77-70-73-81-301	\$425.00
T-28	Brien Charter	73-74-71-74-292	\$1,195.00	T-54	Stuart Taylor	71-75-75-73-294	\$425.00	T-90	Chris Mitchell	73-77-72-79-301	\$425.00
T-28	Tim Collins	75-74-73-70-292	\$1,195.00	T-54	Rick Whitfield	71-73-75-75-294	\$425.00				

PGA PROFESSIONAL NATIONAL CHAMPIONSHIP

1983 In a study of splendid short-game artistry, 34-year-old Larry Webb won the 16th renewal of the PGA Professional National Championship by four strokes over runner-up Bob Ford, PGA head professional at Oakmont (Pa.) Country Club. Webb, PGA head professional at Ho Ho Kam Country Club in Coolidge, Ariz., almost didn't play. He qualified as an alternate, but when a friend decided not to play, it opened a spot for Webb. He also had a scare a couple of nights before the start of the Championship, when an intruder broke into his hotel room and made off with \$300. Six days after the robbery, Webb forgot about the \$300, as he won the \$20,000 first prize.

Champion: Larry Webb, Coolidge, Ariz.	
Site:	La Quinta Hotel Golf Club, Mission Hills Country Club, La Quinta, Calif.
Date:	Sept. 29-Oct. 2
Course: Mountain	Par: 72 – 6,834 yds.
(used for one round and on final day)	
Course: Dunes	Par: 72 – 6,874 yds.
Course: Mission Hills	Par: 72 – 6,899 yds.
Purse: \$150,000	Field: 355
Cut at 227	95 players advanced



	Avg. of Courses	Rounds of 70 & Under	Round Leader	Larry Webb
Round 1:	77.70	8	68 - Bob Wynn	70 - T-4th
Round 2:	77.80	5	138 - Larry Webb	138 - (68) 1st
Round 3:	77.70	9	212 - Larry Webb	212 - (74) 1st
Round 4:	76.90	3	283 - Larry Webb	283 - (71) 1st
Totals:	77.65	25		

Championship Summary

Place	Name	Score	Winnings	Place	Name	Score	Winnings	Place	Name	Score	Winnings
1	Larry Webb	70-68-74-71-283	\$20,000.00	T-29	Jack Seltzer	74-75-77-72-298	\$971.43	T-63	Larry King	78-73-75-77-303	\$277.72
2	Bob Ford	71-71-73-72-287	\$12,000.00	T-29	Wheeler Stewart	73-75-71-79-298	\$971.43	T-63	Mark Scallen	74-78-73-78-303	\$277.72
3	Bob Wynn	68-74-75-72-289	\$10,000.00	T-29	Gary Wilkins	74-74-75-75-298	\$971.43	T-63	Harry Turner	78-73-74-78-303	\$277.72
T-4	Tim Collins	76-73-73-69-291	\$7,500.00	T-36	John Dahl	72-73-78-76-299	\$812.50	T-63	Jim White	75-83-69-76-303	\$277.72
T-4	John Elliott Jr.	71-73-70-77-291	\$7,500.00	T-36	Rick Karbowski	81-74-70-74-299	\$812.50	T-69	Lee Harper	77-76-73-78-304	\$277.72
T-4	Dan Murphy	71-74-74-72-291	\$7,500.00	T-36	Mike San Filippo	74-80-70-75-299	\$812.50	T-69	Richard Martinez	75-79-73-77-304	\$277.72
T-4	Don Padgett II	71-78-68-74-291	\$7,500.00	T-36	Doug Steffen	73-77-75-74-299	\$812.50	T-71	Craig Clemons	76-75-76-78-305	\$277.72
T-8	Terry Florence	71-76-72-73-292	\$4,500.00	T-40	Arne Dokka	76-74-74-76-300	\$650.00	T-71	Ken Ellsworth	75-74-77-79-305	\$277.72
T-8	David Glenz	70-75-74-73-292	\$4,500.00	T-40	Steve Forrest	74-75-74-77-300	\$650.00	T-71	Woody Fitzhugh	74-76-75-80-305	\$277.72
T-8	Rick Osberg	77-70-72-73-292	\$4,500.00	T-40	Gary Gant	72-72-82-74-300	\$650.00	T-71	Bill Galloway	78-74-75-78-305	\$277.72
T-11	Gary Ballet	75-70-74-74-293	\$3,250.00	T-40	Kyle Howard	76-79-69-76-300	\$650.00	T-71	John Godwin	75-74-77-79-305	\$277.72
T-11	Barry Holt	71-78-75-69-293	\$3,250.00	T-40	Craig Immel	73-74-77-76-300	\$650.00	T-71	Dick Murphy	77-81-69-78-305	\$277.72
T-13	Joseph Carr	76-71-76-71-294	\$2,450.00	T-40	Al Kelley Jr.	74-75-73-78-300	\$650.00	T-71	Steve Prugh	76-71-72-86-305	\$277.72
T-13	Charlie Epps	73-76-73-72-294	\$2,450.00	T-40	Bob Mann	71-74-77-78-300	\$650.00	T-78	Mike Matheny	75-76-71-84-306	\$277.72
T-15	Scott Bess	69-74-73-79-295	\$2,150.00	T-40	Jay Overton	75-74-73-78-300	\$650.00	T-78	Jerry Tucker	75-74-77-80-306	\$277.72
T-15	Jim King	76-78-72-69-295	\$2,150.00	T-40	Jim Urban	74-76-75-75-300	\$650.00	T-78	Jeff Whitfield	74-75-77-80-306	\$277.72
T-15	Jack Slocum	72-72-75-76-295	\$2,150.00	T-49	Ras Allen	75-74-73-79-301	\$355.98	T-81	Roy Abrameit	72-76-74-85-307	\$277.72
T-15	Bruce Summerhays	75-72-74-74-295	\$2,150.00	T-49	Don Brigham	75-74-74-78-301	\$355.98	T-81	Stacy Russell	74-73-78-82-307	\$277.72
T-19	John Calabria	69-78-71-78-296	\$1,750.00	T-49	Mike Harrigan	74-77-75-75-301	\$355.98	T-81	James St. Germain	74-77-74-82-307	\$277.72
T-19	Laurie Hammer	76-73-71-76-296	\$1,750.00	T-49	Mike Malaska	72-77-72-80-301	\$355.98	T-81	Roland Stafford	74-75-74-84-307	\$277.72
T-19	Paul Wise	75-77-72-72-296	\$1,750.00	T-49	Ed Oldfield	75-74-76-76-301	\$355.98	T-85	Dennis Bradley	70-78-79-81-308	\$277.71
T-19	Jimmy Wright	73-71-79-73-296	\$1,750.00	T-49	Tommy Thomas	72-74-81-74-301	\$355.98	T-85	John Jackson Jr.	78-73-76-81-308	\$277.71
T-23	Jim Albus	76-72-77-72-297	\$1,300.00	T-55	Jerry Breaux	76-72-75-79-302	\$277.72	T-85	Kurt Kretchman	72-81-74-81-308	\$277.71
T-23	Frank Beard	79-73-70-75-297	\$1,300.00	T-55	Steve Coulkins	75-80-72-75-302	\$277.72	T-85	Richard Lee	79-78-70-81-308	\$277.71
T-23	Martin Bohlen	74-73-74-76-297	\$1,300.00	T-55	John Gentile	75-74-76-77-302	\$277.72	T-85	Ed Whitman	72-76-76-84-308	\$277.71
T-23	Roger Ginsberg	73-70-77-77-297	\$1,300.00	T-55	Paul Gooden	78-71-77-76-302	\$277.72	T-85	Ken Still	75-76-76-82-309	\$277.71
T-23	Robert Hoyt	76-74-76-71-297	\$1,300.00	T-55	Roger Kennedy	76-73-76-77-302	\$277.72	91	Mike Muranyi	78-78-71-82-309	\$277.71
T-23	Lynn Janson	73-73-78-73-297	\$1,300.00	T-55	Baker Maddera	78-71-78-75-302	\$277.72	T-92	Mark Gurnow	77-73-77-83-310	\$277.71
T-29	Bryn Charter	70-77-77-74-298	\$971.43	T-55	Jeffrey Roth	74-74-76-78-302	\$277.72	T-92	Paul Parajeckas	75-75-71-89-310	\$277.71
T-29	Randy Erskine	75-76-72-75-298	\$971.43	T-55	Mark Wolfia	71-78-74-79-302	\$277.72	T-92	Ron Wells	73-74-79-84-310	\$277.71
T-29	Bobby Mitchell	73-73-77-75-298	\$971.43	T-63	Tommy Aycock	72-76-79-76-303	\$277.72	95	Don Maddox	75-73-79-84-311	\$277.71
T-29	Gary Robinson	72-75-78-73-298	\$971.43	T-63	Mike Felker	73-77-77-76-303	\$277.72				

1982 Larry Gilbert, of Lexington, Ky., parlayed a putting lesson from his wife, Brenda, into a record third-round 7-under-par 65 to win his second straight PGA Professional National Championship. Despite a final-round 74, which tied a record for high final round of a winner, Gilbert finished one shot in front of Steve Benson, of Long Grove, Ill., who finished runner-up for the second time.

Champion: Larry Gilbert, Lexington, Ky.	
Site:	PGA National, Palm Beach Gardens, Fla.
Date:	Oct. 21-24
Course: Champion	Par: 72 – 7,002 yds.
(used for one round and on final day)	
Course: Haig	Par: 72 – 6,806 yds.
Course: Squire	Par: 72 – 6,612 yds.
Purse: \$150,000	Field: 348
Cut at 225 111 players advanced	




	Avg. of Courses	Rounds of 70 & Under	Round Leader	Larry Gilbert
Round 1:	77.00	13	67 - Gene Borek	73 - T-43rd
Round 2:	76.80	14	135 - Steve Benson	145 - (72) T-21st
Round 3:	75.80	17	210 - Larry Gilbert, Gene Borek	210 - (65) T-1st
Round 4:	77.40	1	284 - Larry Gilbert	284 - (74) 1st
Totals:	76.67	45		

Championship Summary

Place	Name	Score	Winnings	Place	Name	Score	Winnings	Place	Name	Score	Winnings
1	Larry Gilbert	73-72-65-74-284	\$20,000.00	T-32	Pete Oakley	70-75-75-76-296	\$850.00	T-73	Bob Leaver	80-72-68-81-301	\$209.43
2	Steve Benson	68-67-78-72-285	\$12,000.00	T-32	Don Padgett II	74-73-72-77-296	\$850.00	T-73	John Molenda	76-71-76-78-301	\$209.43
3	Jack Seltzer	72-70-72-72-286	\$10,000.00	T-32	Jack Sommers	74-74-73-75-296	\$850.00	T-73	Mike Parrish	76-74-75-76-301	\$209.43
T-4	Bob Lenzion	71-77-68-72-288	\$8,500.00	T-41	Roger Kennedy	77-73-69-78-297	\$675.00	T-73	Benny Passons	75-76-74-76-301	\$209.43
T-4	Jim Logue	70-71-74-73-288	\$8,500.00	T-41	Jay Overton	72-72-73-80-297	\$675.00	T-73	Bob Payne	74-78-71-78-301	\$209.43
T-6	Denis Husse	74-69-70-76-289	\$6,500.00	T-41	Jim Picard	73-72-75-77-297	\$675.00	T-73	Bruce Summerhays	72-81-72-76-301	\$209.43
T-6	Jim King	70-71-74-74-289	\$6,500.00	T-41	Art Schilling	73-73-75-76-297	\$675.00	T-73	Larry Webb	79-69-74-79-301	\$209.43
T-8	Gene Borek	67-69-74-80-290	\$4,500.00	T-41	Bill Schumaker	75-73-74-75-297	\$675.00	T-82	Arne Dokka	73-74-72-83-302	\$209.43
T-8	Kevin Morris	73-71-72-74-290	\$4,500.00	T-46	Tommy Aycocock	70-72-76-80-298	\$379.71	T-82	Terry Florence	76-76-73-77-302	\$209.43
T-8	Tom Robertson	71-74-70-75-290	\$4,500.00	T-46	Bobby Benson	77-73-69-79-298	\$379.71	T-82	Craig Immel	76-72-74-80-302	\$209.43
T-11	Tim Collins	72-69-72-78-291	\$3,000.00	T-46	Homero Blancas	75-72-74-77-298	\$379.71	T-82	Bill Kennedy	76-74-72-80-302	\$209.43
T-11	George Shortridge	71-72-72-76-291	\$3,000.00	T-46	Bob Ford	70-77-73-78-298	\$379.71	T-82	Mark McConnell	74-74-75-79-302	\$209.43
T-11	Rick Werner	72-72-72-75-291	\$3,000.00	T-46	George Glenn	72-78-75-73-298	\$379.72	T-87	Warren Chancellor	77-74-73-79-303	\$209.42
T-14	Jim Albus	71-71-72-78-292	\$2,200.00	T-46	Bruce MacDonald	73-74-76-75-298	\$379.72	T-87	Al Chandler	75-75-75-78-303	\$209.42
T-14	David Barber	78-68-73-73-292	\$2,200.00	T-46	Art Proctor	72-77-75-74-298	\$379.72	T-87	Charlie Epps	76-74-72-81-303	\$209.42
T-14	Robbie Gilmore Jr.	70-76-66-80-292	\$2,200.00	T-46	Jack Slocum	77-73-73-75-298	\$379.72	T-87	Randy Erskine	77-70-75-81-303	\$209.43
T-14	Jim White	72-72-74-74-292	\$2,200.00	T-46	Tony Wallin	74-73-71-80-298	\$379.71	T-87	Mike Stubblefield	77-76-70-80-303	\$209.42
T-14	Mikel Wynn	71-72-72-77-292	\$2,200.00	T-46	Gary Wintz	73-75-73-77-298	\$379.72	T-87	Jim Thompson	76-71-75-81-303	\$209.43
T-19	Doug Dalziel	71-73-73-76-293	\$1,800.00	T-56	Phil Aldridge	78-72-71-78-299	\$209.43	T-93	Colton Dunn	77-75-73-79-304	\$209.42
T-19	John Elliott Jr.	72-76-70-75-293	\$1,800.00	T-56	Dennis Coscina	73-80-71-75-299	\$209.43	T-93	Deon Good	79-76-70-79-304	\$209.42
T-19	John Jackson Jr.	72-75-72-74-293	\$1,800.00	T-56	Gary Domagalski	74-75-73-77-299	\$209.43	T-93	Dick Hendrickson	76-68-79-81-304	\$209.42
22	Buddy Whitten	74-70-76-74-294	\$1,600.00	T-56	Gene Ferrell	77-76-72-74-299	\$209.43	T-93	Rodney Loesch	76-72-72-84-304	\$209.42
T-23	Bob Boyd	78-75-72-70-295	\$1,216.67	T-56	Bill Garrett	74-80-71-74-299	\$209.43	T-93	Baker Maddera	77-72-75-80-304	\$209.42
T-23	Robert Elliott	70-76-74-75-295	\$1,216.67	T-56	Fred Harkness	70-73-74-82-299	\$209.43	T-93	Jimmy Powell	77-72-73-82-304	\$209.42
T-23	Bobby Heins	74-78-71-72-295	\$1,216.67	T-56	Tom Joyce	74-74-74-77-299	\$209.43	T-93	Ross Randall	77-74-74-79-304	\$209.42
T-23	Robert Hoyt	73-74-74-74-295	\$1,216.67	T-56	Dennis Tiziani	73-74-73-79-299	\$209.43	T-93	Bob Wenz Jr.	81-76-67-80-304	\$209.42
T-23	Rick Karbowski	74-73-74-74-295	\$1,216.67	T-64	Rick Acton	73-77-75-75-300	\$209.43	T-101	Craig Harmon	78-73-72-82-305	\$209.42
T-23	Victor Lipscomb	75-73-73-74-295	\$1,216.66	T-64	Gary Baker	74-74-75-77-300	\$209.43	T-101	Chuck Hart	77-71-77-80-305	\$209.42
T-23	Jim Masserio	73-76-70-76-295	\$1,216.66	T-64	Tom Doozan	78-73-74-75-300	\$209.43	T-103	Brent Buckman	79-77-69-81-306	\$209.42
T-23	Ed Whitman	72-73-75-75-295	\$1,216.66	T-64	David Duschane	77-70-75-78-300	\$209.43	T-103	Mark Hessler	79-75-71-81-306	\$209.42
T-23	Paul Wise	72-75-75-73-295	\$1,216.67	T-64	Joe Jimenez	75-79-71-75-300	\$209.43	T-103	Bob Hibschman	77-76-72-81-306	\$209.42
T-32	Bruce Ashworth	70-75-75-76-296	\$850.00	T-64	Jim Marshall	71-76-76-77-300	\$209.43	T-106	David Glenz	74-74-77-82-307	\$209.42
T-32	Jim Ferriell Jr.	75-75-73-73-296	\$850.00	T-64	Ed Sabo	77-73-75-75-300	\$209.43	T-106	Jeff McGill	74-73-77-83-307	\$209.42
T-32	John Gentile	71-71-72-82-296	\$850.00	T-64	Bob Smith	71-74-78-77-300	\$209.43	108	Maurice Ver Brugge	69-82-73-84-308	\$209.42
T-32	John Kirchner	70-77-74-75-296	\$850.00	T-64	Dick Smith	78-68-72-82-300	\$209.43	T-109	Burt Baine	71-79-74-85-309	\$209.42
T-32	Don Maddox	71-76-71-78-296	\$850.00	T-73	Bryan Abbott	73-72-78-78-301	\$209.43	T-109	Dennis Murray	74-72-78-85-309	\$209.42
T-32	Jack McConachie	72-78-72-74-296	\$850.00	T-73	Ras Allen	74-72-79-76-301	\$209.43	111	Tom Barber	74-71-80-89-314	\$209.42

1981 For the first time in the history of the PGA Professional National Championship, the winner led from start to finish. But it took 39-year-old Larry Gilbert, of Lexington, Ky., two sudden-death holes to secure the win from Don Padgett II, of Akron, Ohio, who bogeyed the second playoff hole.

Champion: Larry Gilbert, Lexington, Ky.	
Site:	PGA National, Palm Beach Gardens, Fla.
Date:	Nov. 19-22
Course: Champion	Par: 72 – 7,002 yds.
(used for one round and on final day)	
Course: Haig	Par: 72 – 6,806 yds.
Course: Squire	Par: 72 – 6,612 yds.
Purse: \$150,000	Field: 358
Cut at 226	96 players advanced



	Avg. of Courses	Rounds of 70 & Under	Round Leader	Larry Gilbert
Round 1:	77.20	17	67 - Larry Gilbert, Don Massengale	67 - T-1st
Round 2:	77.00	8	137 - Larry Gilbert	137 - (70) 1st
Round 3:	78.00	3	211 - Larry Gilbert	211 - (74) 1st
Round 4:	77.30	2	285 - Larry Gilbert, Don Padgett II	285 - (74) T-1st
Totals:	77.38	30		

■ Championship Summary

Place	Name	Score	Winnings	Place	Name	Score	Winnings	Place	Name	Score	Winnings
T-1	Larry Gilbert	67-70-74-74-285	\$20,000.00	T-33	David Barber	75-73-73-77-298	\$812.50	T-62	Paul Ryiz	74-77-73-78-302	\$277.72
T-1	Don Padgett II	70-72-70-73-285	\$12,000.00	T-33	Richard Bassett	75-74-73-76-298	\$812.50	T-62	Jeff Steinberg	78-74-73-77-302	\$277.72
3	Richard Crawford	72-69-71-74-286	\$10,000.00	T-33	Vince Bizik	72-74-75-77-298	\$812.50	T-67	Steve Benson	74-73-75-81-303	\$277.72
4	Gary Robinson	75-71-74-68-288	\$9,000.00	T-33	Robbie Gilmore Jr.	77-72-71-78-298	\$812.50	T-67	Dennis Bradley	76-71-76-80-303	\$277.72
5	Jimmy Wright	68-74-75-73-290	\$8,000.00	T-33	Russell Helwig	73-70-78-77-298	\$812.50	T-67	Tim Collins	70-77-79-77-303	\$277.72
6	John Jackson Jr.	72-70-73-76-291	\$7,000.00	T-33	Rodney Loesch	76-71-78-73-298	\$812.50	T-67	David Hallford	71-76-79-77-303	\$277.72
T-7	Jim Logue	73-71-73-75-292	\$5,166.67	T-33	Joe McDermott	73-73-75-77-298	\$812.50	T-67	Laurie Hammer	74-72-76-81-303	\$277.72
T-7	Don Massengale	67-74-78-73-292	\$5,166.67	T-33	Dwight Nevil	72-71-77-78-298	\$812.50	T-67	Joe Lopez Jr.	76-73-73-81-303	\$277.72
T-7	Dave Philo	71-75-72-74-292	\$5,166.66	T-33	Benny Passons	77-72-74-75-298	\$812.50	T-67	George Shortridge	75-71-76-81-303	\$277.72
T-10	Jim Albus	75-73-77-68-293	\$3,500.00	T-33	Jack Sommers	72-76-72-78-298	\$812.50	T-67	Charles Sifford	77-76-72-78-303	\$277.72
T-10	Jim Marshall	74-71-74-74-293	\$3,500.00	T-43	Tommy Aycocock	74-72-78-75-299	\$525.55	T-67	Jack Slocum	74-77-74-78-303	\$277.72
T-10	Buddy Whitten	70-77-72-74-293	\$3,500.00	T-43	Bobby Benson	72-77-75-75-299	\$525.55	T-76	Bryan Abbott	77-73-73-81-304	\$277.72
T-13	Bruce Ashworth	75-73-72-74-294	\$2,400.00	T-43	Al Chandler	72-72-79-76-299	\$525.54	T-76	Scott Bailey	73-78-74-79-304	\$277.72
T-13	Lee Harper	69-73-75-77-294	\$2,400.00	T-43	Ken Doty	76-74-72-77-299	\$525.54	T-76	Gary Balliet	77-72-77-78-304	\$277.72
T-13	Dick Hendrickson	76-70-73-75-294	\$2,400.00	T-43	Bob Duden	71-77-72-79-299	\$525.54	T-76	Donald Branca	74-74-77-79-304	\$277.72
T-16	Gene Ferrell	73-76-73-73-295	\$1,900.00	T-43	Lynn Janson	73-72-76-78-299	\$525.54	T-76	Charlie Epps	71-76-78-79-304	\$277.72
T-16	Jim Kiely	69-76-74-76-295	\$1,900.00	T-43	Bill Kennedy	70-76-75-78-299	\$525.54	T-76	Bob Nieberding	80-74-70-80-304	\$277.72
T-16	Jim King	71-69-75-80-295	\$1,900.00	T-43	Bob Leaver	72-73-78-76-299	\$525.54	T-76	Ed Sabo	75-75-75-79-304	\$277.72
T-16	Dave Ragan	69-76-72-78-295	\$1,900.00	T-43	Jack Lewis	78-73-74-74-299	\$525.55	T-83	Gene Borek	73-73-80-79-305	\$277.72
T-16	Ross Randall	69-74-78-74-295	\$1,900.00	T-43	Bill Sellers	78-74-73-74-299	\$525.55	T-83	Carl Lohren	72-76-76-81-305	\$277.71
T-16	Dick Smith	69-74-72-80-295	\$1,900.00	T-53	Bob Ford	70-77-75-78-300	\$277.72	T-83	Jeff McGill	77-75-73-80-305	\$277.72
T-16	Mikel Wynn	72-76-72-75-295	\$1,900.00	T-53	Tom Robertson	74-75-77-74-300	\$277.72	T-83	Dan Spooner	77-75-73-80-305	\$277.71
T-23	John Calabria	73-73-75-75-296	\$1,330.00	T-53	Paul Wise	71-71-80-78-300	\$277.72	T-83	John Taylor	73-75-76-81-305	\$277.71
T-23	Gary Gant	76-78-69-73-296	\$1,330.00	T-56	Terry Frence	72-78-75-76-301	\$277.72	T-88	Mark Guttenberg	80-71-75-80-306	\$277.71
T-23	Bob Menne	73-73-72-78-296	\$1,330.00	T-56	Bill Garrett	74-73-79-75-301	\$277.72	T-88	Mike Harrigan	74-77-74-81-306	\$277.71
T-23	Bob Moreland	74-77-72-73-296	\$1,330.00	T-56	Art Scott	72-77-76-76-301	\$277.72	T-88	Dan Murphy	69-77-75-85-306	\$277.71
T-23	Tony Wallin	74-72-73-77-296	\$1,330.00	T-56	Jack Seltzer	74-75-75-77-301	\$277.72	T-88	Lynn Rosely	74-77-72-83-306	\$277.71
T-28	James Dolan III	73-73-79-72-297	\$1,050.00	T-56	Doug Steffen	77-72-72-80-301	\$277.72	T-88	Brooks Simmons	79-72-75-80-306	\$277.71
T-28	Jim Ferree	72-71-79-75-297	\$1,050.00	T-56	Bruce Summerhays	71-75-74-81-301	\$277.72	T-93	Dow Finsterwald	70-77-79-81-307	\$277.71
T-28	Roger Kennedy	72-76-74-75-297	\$1,050.00	T-62	Doug Dalziel	75-76-71-80-302	\$277.72	T-93	Art Proctor	75-76-73-83-307	\$277.71
T-28	Paul Moran	73-72-75-77-297	\$1,050.00	T-62	Mike Kallam	69-79-76-78-302	\$277.72	95	Cass Jawor	69-80-77-82-308	\$277.71
T-28	Kevin Morris	72-74-74-77-297	\$1,050.00	T-62	Al Kelley Jr.	71-76-78-77-302	\$277.72	96	Glenn Stuart	71-75-74-89-309	\$277.71

1980 John Traub, 29, of Rochester, Mich., started the final round in seventh place, eight shots back of Gene Borek, the third-round leader. With a front-nine 34 to Borek's 40, Traub found himself in the battle. After a bogey at No. 10, Traub birdied Nos. 15 and 17 to cruise in with a 3-under-par 69, for a two-stroke win over Jim Albus, of Locust Valley, N.Y., who had a final-round 74. Borek shot 41 on the back nine for a final-round 81, and finished tied for third.

Champion: John Traub, Rochester, Mich.	
Site:	PGA National, Palm Beach Gardens, Fla.
Date:	Oct. 23-26
Course:	PGA National Haig Par: 72 – 6,806 yds.
(used for one round and on final day)	
Course:	Eastpointe CC Par: 72
Course:	Frenchman's Creek (North) Par: 72
Purse:	\$125,000 Field: 336
	Cut at 224 99 players advanced




	Avg. of Courses	Rounds of 70 & Under	Round Leader	John Traub
Round 1:	76.40	13	67 - Gene Borek, G. Wintz, D. Lotz	72 - T-29th
Round 2:	75.70	18	135 - Gene Borek	141 - (69) T-4th
Round 3:	77.30	9	206 - Gene Borek	214 - (73) T-7th
Round 4:	76.40	2	283 - John Traub	283 - (69) 1st
Totals:	76.47	42		

Championship Summary

Place Name	Score	Winnings	Place Name	Score	Winnings	Place Name	Score	Winnings
1 John Traub	72-69-73-69-283	\$20,000.00	T-31 John Nichols Jr.	69-71-73-82-295	\$937.50	T-65 John Calabria	75-76-73-75-299	\$230.61
2 Jim Albus	72-68-71-74-285	\$12,000.00	T-35 Cotton Dunn	74-72-76-74-296	\$787.50	T-65 Chuck Hart	69-75-72-83-299	\$230.61
T-3 Gene Borek	67-68-71-81-287	\$7,000.00	T-35 Gene Ferrell	76-72-75-73-296	\$787.50	T-65 Ross Randall	74-75-73-77-299	\$230.61
T-3 Larry Gilbert	73-69-70-75-287	\$7,000.00	T-35 David Jimenez	77-69-73-77-296	\$787.50	T-65 Tom Robertson	76-70-78-75-299	\$230.61
T-3 Don Padgett II	72-74-71-70-287	\$7,000.00	T-35 John Molenda	70-77-75-74-296	\$787.50	T-65 Ronnie Rosson	75-72-75-77-299	\$230.61
T-6 John Jackson Jr.	75-71-71-71-288	\$4,500.00	T-35 Bob Moreland	76-74-72-74-296	\$787.50	T-65 Charles Sifford	70-75-74-80-299	\$230.61
T-6 Roger Kennedy	71-71-70-76-288	\$4,500.00	T-35 Bob Nieberding	73-71-73-79-296	\$787.50	T-65 Gene Torres	74-73-73-79-299	\$230.61
T-8 Steve Benson	74-72-70-73-289	\$2,750.00	T-35 Bruce Summerhays	73-73-75-75-296	\$787.50	T-74 Steve Bull	74-75-74-77-300	\$230.61
T-8 Bob Ford	74-70-72-73-289	\$2,750.00	T-35 Buddy Whitten	76-71-74-75-296	\$787.50	T-74 Lee Harper	73-76-75-76-300	\$230.61
T-10 Gary Baker	72-71-75-72-290	\$2,150.00	T-43 Roger Ginsberg	74-74-73-76-297	\$612.50	T-74 Bob Issler	80-71-73-76-300	\$230.61
T-10 Jim Ferriell Jr.	74-70-74-72-290	\$2,150.00	T-43 Don Maddox	72-76-75-74-297	\$612.50	T-74 Adolph Popp	77-70-76-77-300	\$230.61
T-10 David Glenz	74-71-72-73-290	\$2,150.00	T-43 Milon Marusic	75-72-77-73-297	\$612.50	T-74 Jim Seeley	71-71-78-80-300	\$230.61
T-10 Gary Robinson	73-70-69-78-290	\$2,150.00	T-43 Ted McKenzie	71-76-73-77-297	\$612.50	T-74 Charlie Wood	74-71-79-76-300	\$230.61
14 Kevin Morris	69-77-71-74-291	\$1,900.00	T-43 Jack Seltzer	75-72-73-77-297	\$612.50	T-80 Jon Cutshall	70-72-81-78-301	\$230.61
T-15 Al Chandler	75-71-72-74-292	\$1,575.00	T-43 Dave Zink	76-76-72-73-297	\$612.50	T-80 Chuck Lasher	71-74-75-81-301	\$230.61
T-15 Tim Collins	73-74-73-72-292	\$1,575.00	T-49 Tommy Aycock	73-74-75-76-298	\$265.85	T-80 Dennis Milne	76-73-73-79-301	\$230.61
T-15 Jack Lewis	73-73-72-74-292	\$1,575.00	T-49 Martin Bohlen	73-73-77-75-298	\$265.86	T-80 Alvin Odum Jr.	78-72-74-77-301	\$230.61
T-15 Dick Lotz	67-75-77-73-292	\$1,575.00	T-49 Donald Branca	70-73-77-78-298	\$265.85	T-84 Joe Benevento	79-71-72-80-302	\$230.61
T-15 Art Silvestrone	73-75-70-74-292	\$1,575.00	T-49 Randy Glover	71-72-75-80-298	\$265.85	T-84 Paul Bessler	76-75-73-78-302	\$230.61
T-15 Gary Wintz	67-75-73-77-292	\$1,575.00	T-49 Mike Kallam	73-72-74-79-298	\$265.85	T-84 Clayton Cole	71-73-79-79-302	\$230.61
T-21 Terry Florence	72-74-76-71-293	\$1,225.00	T-49 Bob Leaver	75-70-78-75-298	\$265.85	T-84 Dick Harmon	76-74-73-79-302	\$230.61
T-21 John Gentile	71-73-75-74-293	\$1,225.00	T-49 David Marad	75-72-74-77-298	\$265.85	T-84 Mike Harrigan	71-75-76-80-302	\$230.61
T-21 Gary Groh	78-71-70-74-293	\$1,225.00	T-49 Jeff McGill	77-77-70-74-298	\$265.86	T-84 Keith Stuhler	78-77-68-79-302	\$230.61
T-21 Dave Haberle	71-72-75-75-293	\$1,225.00	T-49 Bob Menne	72-73-76-77-298	\$265.85	T-90 Jerry Impellittere	74-74-75-80-303	\$230.61
T-21 Lynn Janson	72-72-76-73-293	\$1,225.00	T-49 Dan Murphy	75-77-72-74-298	\$265.86	T-90 Mal McMullen	75-74-74-80-303	\$230.61
T-21 Tom Ulozas	77-70-70-76-293	\$1,225.00	T-49 Jay Overton	71-74-78-75-298	\$265.86	T-90 Larry Ringer	75-72-76-80-303	\$230.61
T-27 David Barber	74-73-73-74-294	\$1,037.50	T-49 Bob Payne	75-73-73-77-298	\$265.85	T-93 Charlie Epps	71-72-77-84-304	\$230.61
T-27 Howell Fraser	75-70-72-77-294	\$1,037.50	T-49 Bill Schumaker	76-72-72-78-298	\$265.85	T-93 Scotty McBeath	73-71-78-82-304	\$230.61
T-27 Victor Lipscomb	73-78-71-72-294	\$1,225.00	T-49 Luther Showaker	77-74-73-74-298	\$265.86	T-95 Robert Nichols	75-76-73-81-305	\$230.61
T-27 Jim Logue	73-74-74-73-294	\$1,037.50	T-49 Stan Thirsk	71-73-72-82-298	\$265.85	T-95 Butch Pegoraro	76-72-76-81-305	\$230.61
T-31 Laurie Hammer	78-68-78-71-295	\$937.50	T-49 Michael Zinni	70-75-77-76-298	\$265.85	97 Jimmy Wright	75-74-73-84-306	\$230.61
T-31 Bruce MacDonald	75-72-72-76-295	\$937.50	T-65 Ron Baker	77-72-72-78-299	\$230.61	98 John Rech	72-76-76-83-307	\$230.61
T-31 Joe Moresco	80-72-71-72-295	\$937.50	T-65 John Buczek	73-73-78-75-299	\$230.61	99 Bob McFerren	72-75-75-89-311	\$230.61

1979 For the second straight year, the PGA Professional National Championship was decided in a sudden-death playoff. Buddy Whitten, a 33-year-old PGA head professional from Grand Rapids, Mich., birdied the second playoff hole to beat 32-year-old Jack Lewis. Whitten was forced to make a 27-footer for birdie on the first sudden-death hole to continue the play-off after Lewis hit his second shot inches away.

Champion: Buddy Whitten, Grand Rapids, Mich.	
Site:	Callaway Gardens Resort, Pine Mountain, Ga.
Date:	Nov. 8-11
Course: Mountain View	Par: 72 – 7,040 yds.
(used for one round and on final day)	
Course: Lake View	Par: 70 – 6,006 yds.
Course: Gardens View	Par: 72 – 6,392 yds.
Purse: \$125,000	Field: 335
Cut at 217	94 players advanced



	Avg. of Courses	Rounds of 70 & Under	Round Leader	Buddy Whitten
Round 1:	74.10	51	66 - Dave Barber	70 - T-25th
Round 2:	74.70	43	136 - Bob Duden	138 - (68) T-2nd
Round 3:	72.80	72	208 - B. Whitten, Jack Lewis Jr.	208 - (70) T-1st
Round 4:	72.90	21	278 - B. Whitten, Jack Lewis Jr.	278 - (70) T-1st
Totals:	73.82	187		

Championship Summary

Place	Name	Score	Winnings	Place	Name	Score	Winnings	Place	Name	Score	Winnings
T-1	Buddy Whitten	70-68-70-70-278	\$20,000.00	T-33	Doug Dalziel	73-73-68-72-286	\$837.50	T-58	Larry Zee	73-67-77-72-289	\$256.82
2	Jack Lewis	71-69-68-70-278	\$12,000.00	T-33	Bob Duden	70-66-73-77-286	\$837.50	T-66	Burt Baine	70-71-74-75-290	\$256.82
T-3	Tommy Aycocock	73-67-72-67-279	\$7,500.00	T-33	Howell Fraser	69-76-68-73-286	\$837.50	T-66	Jerry Breaux	72-69-75-74-290	\$256.82
T-3	David Barber	66-72-72-69-279	\$7,500.00	T-33	Richard Goetz	71-71-72-72-286	\$837.50	T-66	Sam Brewer	71-74-72-73-290	\$256.82
T-5	Doug Campbell	70-74-70-67-281	\$5,000.00	T-33	John Jackson Jr.	75-71-68-72-286	\$837.50	T-66	Mike Burke Sr.	74-73-70-73-290	\$256.82
T-5	Roger Kennedy	71-70-70-70-281	\$5,000.00	T-33	Rives McBee	72-70-68-76-286	\$837.50	T-66	Roger Ginsberg	69-72-74-75-290	\$256.82
T-5	George Shortridge	69-71-71-70-281	\$5,000.00	T-33	Robert Nichols	70-72-73-71-286	\$837.50	T-66	Walker Inman Jr.	73-70-73-74-290	\$256.82
T-8	Dow Finsterwald	73-68-70-71-282	\$2,600.00	T-33	Charles Volpone Jr.	68-72-74-72-286	\$837.50	T-66	Jim Loque	70-70-73-77-290	\$256.82
T-8	Terry Florence	72-73-67-70-282	\$2,600.00	T-41	Tim Collins	68-79-69-71-287	\$650.00	T-66	John Molenda	75-71-71-73-290	\$256.82
T-8	Randy Glover	72-69-72-69-282	\$2,600.00	T-41	George Glenn	70-69-70-78-287	\$650.00	T-66	Bob Ralston	70-71-74-75-290	\$256.82
T-11	Rex Baxter	69-76-68-70-283	\$1,950.00	T-41	Bob Huber	67-77-68-75-287	\$650.00	T-66	Carlton Sowers	76-69-71-74-290	\$256.82
T-11	John Calabria	75-74-66-68-283	\$1,950.00	T-41	Jerry Impellittere	74-70-72-71-287	\$650.00	T-66	Lee Wykle	70-70-73-77-290	\$256.82
T-11	Woody Fitzhugh	73-70-73-67-283	\$1,950.00	T-41	Bob Issler	73-70-70-74-287	\$650.00	T-77	John Gentile	72-72-73-74-291	\$256.82
T-11	Lynn Janson	69-76-68-70-283	\$1,950.00	T-41	Cass Jawor	74-67-73-73-287	\$650.00	T-77	Fred Haney	71-71-74-75-291	\$256.82
T-11	Jack McConachie	71-70-72-70-283	\$1,950.00	T-41	Steve Oppermann	71-71-69-76-287	\$650.00	T-77	Steve Lyles	74-74-69-74-291	\$256.82
T-11	Charles Sifford	71-72-69-71-283	\$1,950.00	T-48	Ras Allen	70-78-69-71-288	\$337.28	T-77	Tommy Sanderson	75-71-71-74-291	\$256.82
T-17	Chris Cole	69-75-68-72-284	\$1,433.33	T-48	Bruce Ashworth	74-76-67-71-288	\$337.28	T-77	Ronald Smoak	72-73-71-75-291	\$256.82
T-17	Jon Cutshall	75-69-70-70-284	\$1,433.33	T-48	Gene Borek	71-76-70-71-288	\$337.27	T-77	Jimmy Wright	71-75-71-74-291	\$256.82
T-17	Perry Leslie	71-68-71-74-284	\$1,433.33	T-48	John Buczek	74-72-69-73-288	\$337.27	T-83	George Belli	70-73-73-76-292	\$256.82
T-17	Dean Refram	72-70-73-69-284	\$1,433.34	T-48	David Glenz	69-74-72-73-288	\$337.27	T-83	Al Chandler	71-71-74-76-292	\$256.82
T-17	Larry Ringer	71-72-72-69-284	\$1,433.34	T-48	Lee Harper	71-72-73-72-288	\$337.27	T-83	Larry Gilbert	70-71-74-77-292	\$256.81
T-17	Jack Sellzer	70-68-74-72-284	\$1,433.34	T-48	Dick Hart	76-71-69-72-288	\$337.27	T-83	Craig Immel	70-74-71-77-292	\$256.82
T-23	Roy Abrameit	71-74-66-74-285	\$1,077.50	T-48	Dick Hendrickson	73-72-70-73-288	\$337.27	T-83	Ken Mast	70-74-70-78-292	\$256.82
T-23	Joe Jimenez	71-72-73-69-285	\$1,077.50	T-48	Bruce Lehnhard	75-76-66-71-288	\$337.28	T-88	Bill Majure	75-70-71-77-293	\$256.81
T-23	Denny Lyons	72-69-73-71-285	\$1,077.50	T-48	Jack Slocum	70-70-72-76-288	\$337.28	T-88	Jeff Steinberg	70-68-78-77-293	\$256.81
T-23	Dan Murphy	68-74-68-75-285	\$1,077.50	T-58	Gene Boni	76-71-70-72-289	\$256.82	T-88	Tom Ulozas	69-73-73-78-293	\$256.81
T-23	Jay Overton	74-71-71-69-285	\$1,077.50	T-58	Dennis Coscina	73-74-69-73-289	\$256.82	91	Geoff Hensley	68-73-76-77-294	\$256.81
T-23	Bill Pelham	71-74-69-71-285	\$1,077.50	T-58	Woody Dame	74-74-69-72-289	\$256.82	92	Pat Schwab	76-73-68-78-295	\$256.81
T-23	Ross Randall	70-70-77-68-285	\$1,077.50	T-58	Joe Hasbrouck	69-75-71-74-289	\$256.82	93	Bill Parker	74-75-68-80-297	\$256.81
T-23	Mike Schlueter	68-72-72-73-285	\$1,077.50	T-58	Howie Johnson	73-71-72-73-289	\$256.82	94	Don Padgett II	68-76-73-81-298	\$256.81
T-23	Steve Spray	75-69-69-72-285	\$1,077.50	T-58	James King	69-73-71-76-289	\$256.82				
T-23	DeWitt Weaver	71-77-68-69-285	\$1,077.50	T-58	Orrin Vincent	73-65-77-74-289	\$256.82				

1978 For the third time, the PGA Professional National Championship was decided in a sudden-death playoff, with 31-year-old John Gentile, of Westport, Conn., making birdie on the second playoff hole to beat Jim Ferree, a 47-year-old Professional from Pittsburgh, Pa.

Champion: John Gentile, Westport, Conn.	
Site:	Callaway Gardens Resort, Pine Mountain, Ga.
Date:	Nov. 9-12
Course: Mountain View	Par: 72 – 7,040 yds.
(used for one round and on final day)	
Course: Lake View	Par: 70 – 6,006 yds.
Course: Gardens View	Par: 72 – 6,392 yds.
Purse: \$110,000	Field: 350
Cut at 223	107 players advanced



	Avg. of Courses	Rounds of 70 & Under	Round Leader	John Gentile
Round 1:	73.60	61	64 - Jerry Steelsmith	71 - T-62nd
Round 2:	73.40	72	133 - Bob Leaver	140 - (69) T-27th
Round 3:	73.60	65	204 - Jim Ferree	208 - (68) T-4th
Round 4:	74.10	8	276 - John Gentile, Jim Ferree	276 - (68) T-1st
Totals:	73.59	206		


Championship Summary

Place	Name	Score	Winings	Place	Name	Score	Winings	Place	Name	Score	Winings
T-1	John Gentile	71-69-68-68-276	\$17,000.00	T-31	Ross Randall	71-67-74-73-285	\$887.50	T-69	Russell Glover	72-69-73-75-289	\$180.70
T-1	Jim Ferree	69-67-68-72-276	\$10,000.00	T-31	Ronald Smoak	69-71-72-73-285	\$887.50	T-69	Craig Griswold	70-71-72-76-289	\$180.70
3	Jay Overton	69-69-67-73-278	\$7,500.00	T-39	Jim Albus	76-69-67-74-286	\$662.50	T-69	Dick Hendrickson	73-66-71-79-289	\$180.70
4	Bob Bruno	69-72-70-69-280	\$6,000.00	T-39	David Barber	67-72-74-73-286	\$662.50	T-69	Charles Huckaby	68-78-70-73-289	\$180.70
T-5	Tommy Aycok	74-68-68-71-281	\$3,214.29	T-39	Joe Benevento	69-68-73-76-286	\$662.50	T-69	Victor Lipscomb	76-67-70-76-289	\$180.70
T-5	Tim Collins	74-64-71-72-281	\$3,214.28	T-39	Sam Brewer	73-70-71-72-286	\$662.50	T-69	Dan Murphy	72-69-71-77-289	\$180.70
T-5	Guy Cullins	69-69-70-73-281	\$3,214.28	T-39	Joseph Carr	72-75-67-72-286	\$662.50	T-69	Robert Post Jr.	70-71-75-73-289	\$180.70
T-5	Dean Refram	67-71-70-73-281	\$3,214.28	T-39	Bob Duden	74-74-65-73-286	\$662.50	T-69	Jeff Steinberg	65-73-78-73-289	\$180.70
T-5	George Shortridge	66-71-72-72-281	\$3,214.29	T-39	Jack Kiefer	73-73-70-70-286	\$662.50	T-69	Roger Watson	72-72-70-75-289	\$180.70
T-5	Jack Sommers	69-71-70-71-281	\$3,214.29	T-39	Jim King	71-70-75-70-286	\$662.50	T-82	Jon Gustin	71-75-70-74-290	\$180.70
T-5	Jimmy Wright	65-72-72-281	\$3,214.29	T-39	Buddy Whitten	73-68-73-72-286	\$662.50	T-82	Jimmy Paschal	69-68-76-77-290	\$180.70
T-12	Bob Galloway	72-66-71-73-282	\$1,900.00	T-39	Lee Wykle	69-69-75-74-287	\$662.50	T-82	Bobby Pomeroy	71-76-69-74-290	\$180.70
T-12	Lynn Janson	70-73-68-71-282	\$1,900.00	T-49	George Belli	68-74-72-73-287	\$263.66	T-82	J.D. Turner	68-76-71-75-290	\$180.70
T-12	Tony Kaloustian	71-69-68-74-282	\$1,900.00	T-49	Terry Dear	73-75-68-71-287	\$263.65	T-86	Hampton Auld	72-70-73-76-291	\$180.70
T-12	Lloyd Monroe	69-72-70-71-282	\$1,900.00	T-49	Bob Duval	70-70-76-71-287	\$263.65	T-86	Mike Ballo	69-73-70-79-291	\$180.70
T-12	Ron Terry	70-68-73-71-282	\$1,900.00	T-49	Albert Green	73-72-70-72-287	\$263.66	T-86	Jerry Breaux	71-71-74-75-291	\$180.70
T-17	Scott Bess	70-72-71-70-283	\$1,381.25	T-49	Bob Harrison	71-71-72-73-287	\$263.66	T-86	Jim Lucius	73-71-72-75-291	\$180.70
T-17	Mike Felker	74-69-69-71-283	\$1,381.25	T-49	Jim Marshall	71-71-71-74-287	\$263.66	T-86	Pat Schwab	76-71-69-75-291	\$180.70
T-17	Roger Ginsberg	71-70-73-69-283	\$1,381.25	T-49	Kevin Morris	72-71-73-71-287	\$263.65	T-86	Jack Seltzer	75-72-67-77-291	\$180.70
T-17	Jim Logue	69-71-71-72-283	\$1,381.25	T-49	Howard Reid	72-70-73-72-287	\$263.66	T-92	Gary Dowen	72-71-72-77-292	\$180.70
T-17	Larry Ringer	69-67-70-77-283	\$1,381.25	T-57	Clayton Cole	74-73-68-73-288	\$180.70	T-92	Clare Emery	72-69-73-78-292	\$180.70
T-17	Hugh Royer	69-67-73-74-283	\$1,381.25	T-57	Gene Ferrell	69-74-71-74-288	\$180.71	T-92	George Glenn	70-74-72-76-292	\$180.70
T-17	Steve Spray	68-71-71-73-283	\$1,381.25	T-57	Dick Hanscom	71-70-74-73-288	\$180.70	T-92	Darrel Knicely	70-74-72-76-292	\$180.70
T-17	Jerry Steelsmith	64-71-74-74-283	\$1,381.25	T-57	Mike Husby	69-72-72-75-288	\$180.71	T-92	John Rech	73-70-72-77-292	\$180.70
T-25	Mike Davis	69-69-75-71-284	\$1,066.67	T-57	Bob Leaver	67-66-77-78-288	\$180.70	T-92	Larry Stubblefield	75-69-71-77-292	\$180.70
T-25	David Jimenez	74-66-71-73-284	\$1,066.67	T-57	Carl Lohren	70-70-74-74-288	\$180.70	T-98	Tom Deaton	72-69-74-78-293	\$180.70
T-25	Tom Joyce	70-74-70-70-284	\$1,066.67	T-57	David Marad	72-71-69-76-288	\$180.70	T-98	Denny Lyons	71-74-70-78-293	\$180.70
T-25	Bobby Phillips	69-74-69-72-284	\$1,066.67	T-57	Bob Nieberding	73-70-73-72-288	\$180.70	T-98	Willard Scholl	73-72-70-78-293	\$180.70
T-25	Waddy Stokes	68-72-69-75-284	\$1,066.66	T-57	Zach Padgett	75-70-70-73-288	\$180.71	T-98	Steve Smith	70-72-73-78-293	\$180.70
T-25	Austin Straub	68-71-70-75-284	\$1,066.66	T-57	Jim Picard	73-77-66-72-288	\$180.70	T-102	Dick Murphy	70-71-73-80-294	\$180.70
T-31	Chick Evans	71-69-74-71-285	\$887.50	T-57	Tom Robertson	68-72-73-75-288	\$180.71	T-102	Jack Slocum	70-70-75-79-294	\$180.70
T-31	Phil Ferranti	72-65-73-75-285	\$887.50	T-57	Dave Smith	74-73-68-73-288	\$180.70	104	George Griffin III	71-74-71-79-295	\$180.70
T-31	Dow Finsterwald	72-75-68-70-285	\$887.50	T-69	Gene Borek	74-74-68-73-289	\$180.70	105	Art Kraft	70-75-71-81-297	\$180.70
T-31	Ernie George	70-70-72-73-285	\$887.50	T-69	Mike Burke Sr.	74-74-68-73-289	\$180.70	T-106	Laurie Hammer	69-74-71-84-298	\$180.70
T-31	Dick Hart	70-69-71-75-285	\$887.50	T-69	James Eoff	72-71-68-78-289	\$180.70	T-106	Gordon Leslie	75-71-70-82-298	\$180.70
T-31	John Molenda	69-69-71-76-285	\$887.50	T-69	Howell Fraser	73-73-70-73-289	\$180.70				

PGA PROFESSIONAL NATIONAL CHAMPIONSHIP

1977 Laurie Hammer, a 34-year-old PGA Professional from Boynton Beach, Fla., had his wife, Marlene, to thank for his win in the 10th PGA Professional National Championship. Two weeks before the Championship, he had decided to stay home to open the winter season. But Marlene persuaded him to play, and it paid off handsomely in a Hollywood-type finish. Going into the final hole, he had a two-stroke lead over Steve Benson, a 31-year-old PGA head professional from Glen Ellyn, Ill., who made a 30-foot birdie on the 72nd hole. That forced Hammer to make a 10-foot par putt to capture the National Championship.

Champion: Laurie Hammer, Boynton Beach, Fla.	
Site:	Callaway Gardens Resort, Pine Mountain, Ga.
Date:	Nov. 10-13
Course: Mountain View	Par: 72 – 7,040 yds.
(used for one round and on final day)	
Course: Lake View	Par: 70 – 6,006 yds.
Course: Gardens View	Par: 72 – 6,392 yds.
Purse: \$110,000	Field: 354
Cut at 223	97 players advanced



	Avg. of Courses	Rounds of 70 & Under	Round Leader	Laurie Hammer
Round 1:	76.60	15	67 - Art Proctor	73 - T-40th
Round 2:	75.30	24	139 - Art Proctor	140 - (67) T-2nd
Round 3:	75.30	32	211 - L. Hammer, C. Volpone, S. Thirsk	211 - (71) T-1st
Round 4:	74.90	9	282 - Laurie Hammer	282 - (71) 1st
Totals:	75.68	80		

Championship Summary

Place	Name	Score	Winings	Place	Name	Score	Winings	Place	Name	Score	Winings
1	Laurie Hammer	73-67-71-71-282	\$16,500.00	T-30	Jay Horton	70-77-75-71-293	\$791.54	T-63	Carl Lohren	72-74-75-76-297	\$210.64
2	Steve Benson	68-73-72-70-283	\$9,900.00	T-30	Lynn Janson	72-71-77-73-293	\$791.54	T-63	Mal McMullen	75-70-78-74-297	\$210.64
3	Art Proctor	67-72-74-72-285	\$7,300.00	T-30	Bill Schumaker	74-76-73-70-293	\$791.54	T-63	John Poole	74-74-73-76-297	\$210.64
T-4	Tommy Aycock	75-71-70-70-286	\$4,500.00	T-30	Jack Seltzer	70-79-71-73-293	\$791.54	T-63	Jimmy Wright	74-73-76-74-297	\$210.64
T-4	Tim Collins	70-74-73-69-286	\$4,500.00	T-30	Austin Straub	73-72-73-75-293	\$791.54	T-71	Billy Farrell	76-74-72-76-298	\$210.64
T-4	Rives McBee	76-71-67-72-286	\$4,500.00	T-30	Richard Tock	74-73-74-72-293	\$791.54	T-71	Bill Davis	74-78-68-78-298	\$210.64
T-4	Ron Smith Jr.	73-68-70-75-286	\$4,500.00	T-30	Charles Volpone Jr.	76-68-67-82-293	\$791.53	T-71	Randy Glover	78-78-65-77-298	\$210.64
T-8	David Barber	71-71-75-70-287	\$2,280.00	T-30	DeWitt Weaver	72-71-72-78-293	\$791.53	T-71	William Kennedy	74-73-75-76-298	\$210.64
T-8	Paul Barkhouse	74-69-73-71-287	\$2,280.00	T-30	Terry Wilcox	75-71-75-72-293	\$791.54	T-71	Bobby Phillips	73-76-74-75-298	\$210.64
T-8	Russell Glover	72-74-71-70-287	\$2,280.00	T-43	John Connely	73-70-78-73-294	\$530.00	T-71	Gary Robinson	73-71-74-80-298	\$210.64
T-8	Bruce Summerhays	74-74-72-67-287	\$2,280.00	T-43	Ken Folkes	76-75-72-71-294	\$530.00	T-71	Stuart Taylor	74-75-72-77-298	\$210.64
T-8	Stan Thirsk	69-72-70-76-287	\$2,280.00	T-43	Jim Logue	76-71-75-72-294	\$530.00	T-71	J.D. Turner	77-67-76-78-298	\$210.64
T-13	Bob Duden	72-71-71-74-288	\$1,850.00	T-46	Jerry Breaux	78-70-72-75-295	\$303.32	T-71	Roy Vucinich	78-76-68-76-298	\$210.64
T-13	Bill Hall	72-71-72-73-288	\$1,850.00	T-46	Bob Bruno	79-74-68-74-295	\$303.32	T-80	Terry Dear	76-75-72-76-299	\$210.64
T-15	Gene Torres	71-76-72-70-289	\$1,650.00	T-46	Bill Collins	78-72-71-74-295	\$303.32	T-80	John Molenda	75-71-75-78-299	\$210.64
T-15	Buddy Whitten	74-68-70-77-289	\$1,650.00	T-46	Dow Finsterwald	71-77-75-72-295	\$303.32	T-80	Dennis Tiziani	78-76-68-77-299	\$210.64
T-17	Doug Dalziel	70-72-73-75-290	\$1,505.00	T-46	Bill Galloway	70-76-72-77-295	\$303.32	T-80	Maurice Ver Brugge	76-68-77-78-299	\$210.64
T-17	Larry Ringer	76-67-76-71-290	\$1,505.00	T-46	Bob Goetz	69-78-73-75-295	\$303.32	T-80	Roger Watson	75-73-73-78-299	\$210.64
T-19	Max Anderson	74-69-76-72-291	\$1,300.00	T-46	Gordon Jones	76-75-69-75-295	\$303.32	T-85	Emory Lee	76-75-70-79-300	\$210.64
T-19	George Belli	72-75-71-73-291	\$1,300.00	T-46	Jack Kiefer	76-74-70-75-295	\$303.32	T-85	Don Lehnhard	78-73-71-78-300	\$210.64
T-19	Howell Fraser	75-73-70-73-291	\$1,300.00	T-46	Steve Lyles	77-72-73-73-295	\$303.32	T-85	Dennis Milne	77-70-74-79-300	\$210.64
T-19	Jim King	78-70-71-72-291	\$1,300.00	T-46	Don Padgett II	70-76-74-75-295	\$303.32	T-85	George Thomas	75-75-72-78-300	\$210.64
T-19	Steve Spray	74-75-68-74-291	\$1,300.00	T-56	Chris Cole	69-79-72-76-296	\$210.64	T-89	Jim Andrews	71-73-79-78-301	\$210.64
T-24	Jim Ahern	76-75-70-71-292	\$1,105.00	T-56	Jim Ferree	79-71-68-78-296	\$210.64	T-89	Ralph Baker	78-73-72-78-301	\$210.63
T-24	Woody Dame	75-71-70-76-292	\$1,105.00	T-56	Bob Galloway	78-73-71-74-296	\$210.64	T-89	Dick Pearce	73-78-70-80-301	\$210.63
T-24	Dave Eger	75-73-68-76-292	\$1,105.00	T-56	Gordon Leslie	70-77-73-76-296	\$210.64	T-89	Sonny Ridenhour	76-75-71-79-301	\$210.63
T-24	Jim Ferriell Jr.	76-74-71-71-292	\$1,105.00	T-56	Ken Lindsay	77-76-68-75-296	\$210.64	T-89	Wayne Yates	76-72-75-78-301	\$210.63
T-24	Walker Inman Jr.	76-70-73-73-292	\$1,105.00	T-56	Ted McKenzie	72-74-75-75-296	\$210.64	T-94	David Mabry	82-72-69-80-303	\$210.63
T-24	Jim Picard	74-72-70-76-292	\$1,105.00	T-56	George Shortridge	74-74-73-75-296	\$210.64	T-94	Don Massengale	73-77-73-80-303	\$210.63
T-30	Bryan Abbott	71-77-71-74-293	\$791.54	T-63	Pete Davison	70-77-73-77-297	\$210.64	T-94	John Nichols Jr.	80-70-70-83-303	\$210.63
T-30	Jay Dolan	79-68-73-73-293	\$791.54	T-63	Cotton Dunn	71-73-73-80-297	\$210.64	97	Mike Burke Sr.	78-66-79-83-306	\$210.63
T-30	Morris Felker	70-72-73-78-293	\$791.54	T-63	Larry Gilbert	78-75-67-77-297	\$210.64				
T-30	Jon Gustin	74-72-76-71-293	\$791.54	T-63	Fred Haney	73-75-75-74-297	\$210.64				

1976

Soft-spoken Bob Galloway was the only golfer in the field to better par each of the four days, but never thought he could win, until the 15th hole on the final day when he holed a 40-foot putt to save par. Galloway, part owner of a golf course in Rock Hill, S.C., went on to birdie the 16th and 17th holes. Despite bogeying the final hole, his 6-under-par 280 total was one shot better than George Lanning, Larry Gilbert and Jim Ferriell Jr. Ferriell was the second- and third-round leader.

Champion: Bob Galloway, Rock Hill, S.C.	
Site:	Callaway Gardens Resort, Pine Mountain, Ga.
Date:	Nov. 2-5
Course: Mountain View	Par: 72 – 7,040 yds.
(used for one round and on final day)	
Course: Lake View	Par: 70 – 6,006 yds.
Course: Gardens View	Par: 72 – 6,392 yds.
Purse: \$110,000	Field: 353
Cut at 219 104 players advanced	



	Avg. of Courses	Rounds of 70 & Under	Round Leader	Bob Galloway
Round 1:	74.80	49	65 - Charles Keating, Jay Morelli	71 - T-50th
Round 2:	74.30	43	135 - Jim Ferriell Jr.	140 - (69) T-10th
Round 3:	74.80	34	206 - Jim Ferriell Jr.	209 - (69) T-4th
Round 4:	76.20	3	280 - Bob Galloway	280 - (71) T-1st
Totals:	74.77	129		


Championship Summary

Place	Name	Score	Winnings	Place	Name	Score	Winnings	Place	Name	Score	Winnings
1	Bob Galloway	71-69-69-71-280	\$16,500.00	T-36	Richard Bassett	68-71-79-73-291	\$627.27	T-67	Rives McBee	72-70-76-77-295	\$183.33
T-2	Jim Ferriell Jr.	68-67-71-75-281	\$7,700.00	T-36	Bob Bruno	66-75-75-75-291	\$627.27	T-67	Mal McMullen	76-73-68-78-295	\$183.33
T-2	Larry Gilbert	70-70-67-74-281	\$7,700.00	T-36	John Buczek	71-70-69-81-291	\$627.27	T-67	Jay Morelli	65-79-74-77-295	\$183.33
T-2	George Lanning	68-72-69-72-281	\$7,700.00	T-36	Joe Cardenas	68-73-74-76-291	\$627.27	T-67	Art Proctor	75-72-72-76-295	\$183.33
T-5	Jim Albus	75-66-69-73-283	\$4,400.00	T-36	Eddie Famula	68-73-76-74-291	\$627.28	T-67	Hugh Royer	74-73-70-78-295	\$183.34
T-5	Bruce Summerhays	72-65-72-74-283	\$4,400.00	T-36	Larry Fryer	72-69-72-78-291	\$627.28	T-76	Fred Clark	73-75-69-79-296	\$183.33
T-7	George Belli	70-72-71-71-284	\$2,800.00	T-36	Charles Hart	71-72-74-74-291	\$627.28	T-76	Jack Connelly	75-69-69-83-296	\$183.33
T-7	Tim Collins	69-68-77-70-284	\$2,800.00	T-36	Mike Higuera	71-72-76-72-291	\$627.27	T-76	Fred Cook	72-72-72-80-296	\$183.33
T-7	Bob Duden	67-74-66-77-284	\$2,800.00	T-36	Jim Lucius	72-73-73-73-291	\$627.27	T-76	John Cook	72-69-78-77-296	\$183.33
T-10	Vince Bizik	72-71-72-70-285	\$2,100.00	T-36	Jimmy Powell	67-79-72-73-291	\$627.27	T-76	Bob Goetz	71-71-77-77-296	\$183.33
T-10	Jim Picard	70-72-73-70-285	\$2,100.00	T-36	Gene Torres	72-70-73-76-291	\$627.28	T-76	Roger Kennedy	73-71-74-78-296	\$183.33
T-10	George Shortridge	72-72-68-73-285	\$2,100.00	T-47	Bob Barto	73-72-74-73-292	\$314.45	T-76	Gaylon "Tex" Simon	70-74-72-80-296	\$183.33
T-13	Tommy Aycocck	69-69-75-73-286	\$1,750.00	T-47	Gene Frank	73-75-69-75-292	\$314.44	T-76	George Thomas	75-68-76-77-296	\$183.33
T-13	Bobby Benson	71-71-71-73-286	\$1,750.00	T-47	Dick Hanscom	73-73-73-73-292	\$314.45	T-76	Don Vallario	72-69-76-79-296	\$183.33
T-13	Jay Horton	76-67-68-75-286	\$1,750.00	T-47	Bill Kennedy	77-71-69-75-292	\$314.45	T-85	Terry Dear	72-75-72-78-297	\$183.33
T-13	Charles Keating	65-72-73-76-286	\$1,750.00	T-47	Steve Lyles	73-71-71-77-292	\$314.45	T-85	Keith Guernsey	71-74-73-79-297	\$183.33
T-17	Phil Ferranti	75-69-70-73-287	\$1,408.00	T-47	Roger Watson	69-72-76-75-292	\$314.44	T-85	Bob Issler	71-76-71-79-297	\$183.33
T-17	Ken Folkes	70-71-73-73-287	\$1,408.00	T-53	Mike Ballo	74-73-72-74-293	\$183.34	T-85	Dan Murphy	74-69-74-80-297	\$183.33
T-17	Larry Mowry	70-70-71-76-287	\$1,408.00	T-53	Bob Boldt	77-72-68-76-293	\$183.34	T-85	Ed Powers	73-74-72-78-297	\$183.33
T-17	Larry Ringer	67-69-75-76-287	\$1,408.00	T-53	Stan Brion	76-69-74-74-293	\$183.34	T-85	Mike Schlueter	78-70-70-79-297	\$183.33
T-17	Charles Sifford	72-72-70-73-287	\$1,408.00	T-53	Jay Dolan	75-70-73-75-293	\$183.34	T-85	Pat Schwab	69-71-77-80-297	\$183.33
T-22	Bryan Abbott	72-68-75-73-288	\$1,186.00	T-53	Dick Hart	73-74-70-76-293	\$183.34	T-85	Fred Wampler	75-72-72-78-297	\$183.33
T-22	Bob Afton	70-76-71-71-288	\$1,186.00	T-53	Jim O'Hern	79-69-68-77-293	\$183.34	T-93	Clayton Cole	69-77-73-79-298	\$183.33
T-22	Laurie Hammer	73-74-66-75-288	\$1,186.00	T-53	Bill Parker	73-74-71-75-293	\$183.34	T-93	Jim Logue	70-74-75-79-298	\$183.33
T-22	Tom Nieporte	71-72-74-71-288	\$1,186.00	T-53	Dennis Tiziani	67-73-73-80-293	\$183.34	T-95	John Molenda	68-78-72-80-298	\$183.33
T-22	Larry Startzel	68-76-71-73-288	\$1,186.00	T-61	Jim Delich	72-71-74-77-294	\$183.34	T-95	Jim Barber	76-69-73-81-299	\$183.33
T-27	Gordon Leslie	71-72-70-76-289	\$1,040.00	T-61	Bruce Dobie	70-69-78-77-294	\$183.34	T-95	Dick James	76-70-73-80-299	\$183.33
T-27	Carl Lohren	72-73-73-71-289	\$1,040.00	T-61	Mal Galletta Jr.	69-74-73-78-294	\$183.34	T-95	Larry Laoretti	72-73-74-80-299	\$183.33
T-27	Wayne Morris	69-74-72-74-289	\$1,040.00	T-61	Bill Hall	73-71-73-77-294	\$183.34	T-95	Jerry Mowlds	72-72-75-80-299	\$183.33
T-27	Carl Unis	75-71-70-73-289	\$1,040.00	T-61	Dick Hendrickson	75-68-75-76-294	\$183.34	T-95	Ron Rhoads	70-71-75-83-299	\$183.33
T-31	Bob Brue	68-71-74-77-290	\$890.00	T-61	Mike Souchak	74-70-75-75-294	\$183.34	T-101	Dennis Bradley	70-73-76-81-300	\$183.33
T-31	Howell Fraser	71-74-68-77-290	\$890.00	T-67	Al Chandler	68-75-76-76-295	\$183.33	T-101	Tommy Jacobs	74-73-72-81-300	\$183.33
T-31	Randy Glover	71-71-76-72-290	\$890.00	T-67	Pete Davison	69-75-75-76-295	\$183.34	T-101	Jack Lumpkin	73-73-72-82-300	\$183.33
T-31	Robert Nichols	69-73-69-79-290	\$890.00	T-67	Emory Lee	69-76-71-79-295	\$183.33	T-101	Don Stickney	73-71-74-87-305	\$183.33
T-31	Roy Pace	70-70-75-75-290	\$890.00	T-67	Jack Lewis	70-73-76-76-295	\$183.33				

PGA PROFESSIONAL NATIONAL CHAMPIONSHIP

1975 Just as he had done a year before, Roger Watson overtook the leader and forced a sudden-death play-off. This time his victim was David Jimenez, and Watson didn't wait until the final hole to nab Jimenez. Watson closed in on him four holes earlier, when he trumped a bogey by Jimenez with a birdie of his own. In the playoff, he didn't want to count on winning with a par, like he did the previous year, so he made a 20-foot birdie to successfully defend The National Championship.

Champion: Roger Watson, Cary, N.C.	
Site:	Callaway Gardens Resort, Pine Mountain, Ga.
Date:	Nov. 13-16
Course: Mountain View	Par: 72 – 7,040 yds.
(used for one round and on final day)	
Course: Lake View	Par: 70 – 6,006 yds.
Course: Gardens View	Par: 72 – 6,392 yds.
Purse: \$110,000	Field: 353
Cut at 223	94 players advanced



	Avg. of Courses	Rounds of 70 & Under	Round Leader	Roger Watson
Round 1:	77.00	14	68 - Rex Baxter, Rives McBee, Jack Kiefer	73 - T-41st
Round 2:	76.60	14	137 - David Jimenez	142 - (69) T-8th
Round 3:	74.20	42	206 - David Jimenez	209 - (67) T-2nd
Round 4:	74.80	8	279 - Roger Watson, D. Jimenez	279 - (70) T-1st
Totals:	75.93	78		

Championship Summary

Place	Name	Score	Winnings	Place	Name	Score	Winnings	Place	Name	Score	Winnings
1	Roger Watson	73-69-67-70-279	\$16,500.00	T-28	Bob Toski	75-75-69-73-292	\$973.66	T-65	Vince Bizik	73-75-72-77-297	\$225.00
2	David Jimenez	71-66-69-73-279	\$9,900.00	T-34	Joe Cardenas	76-75-72-70-293	\$823.33	T-65	Ted McKenzie	78-74-70-75-297	\$225.00
T-3	Randy Glover	69-74-72-68-283	\$6,600.00	T-34	Babe Lichardus	75-73-74-71-293	\$823.34	T-65	Eldridge Miles	76-76-71-74-297	\$225.00
T-3	Rives McBee	68-77-68-70-283	\$6,600.00	T-34	Joe Taylor	75-73-71-74-293	\$823.33	T-65	Ken Towns	71-69-77-80-297	\$225.00
5	Larry Gilbert	74-70-72-68-284	\$4,800.00	T-37	Al Chandler	73-76-73-72-294	\$594.54	T-65	Bert Weaver	77-73-73-74-297	\$225.00
T-6	Rex Baxter	68-71-76-72-287	\$2,920.00	T-37	John Frillman	79-71-72-72-294	\$594.54	T-70	Jim Applegate	80-68-74-76-298	\$225.00
T-6	Gene Borek	69-77-68-73-287	\$2,920.00	T-37	Charles Keating	73-76-73-72-294	\$594.54	T-70	Steve Bull	74-79-70-75-298	\$225.00
T-6	Don Padgett II	71-70-74-72-287	\$2,920.00	T-37	Don Massengale	73-71-71-79-294	\$594.55	T-70	Bill Giese	79-71-73-75-298	\$225.00
T-6	Stan Thirsk	70-70-72-75-287	\$2,920.00	T-37	Gary Nicholas	72-78-72-72-294	\$594.54	T-70	Jerry Mowlds	73-75-73-77-298	\$225.00
T-6	Dennis Tiziani	74-75-68-70-287	\$2,920.00	T-37	Robert Nichols	75-73-72-74-294	\$594.54	T-70	Auggie Navarro	74-72-74-78-298	\$225.00
11	Dick Hart	70-75-72-71-288	\$2,100.00	T-37	Alvin Odum Jr.	73-71-75-75-294	\$594.55	T-70	Bill Parker	74-76-71-77-298	\$225.00
T-12	Bob Brue	69-78-71-71-289	\$1,800.00	T-37	Bobby Pomeroy	80-73-68-73-294	\$594.54	T-76	Cotton Dunn	74-76-73-76-299	\$225.00
T-12	Jack Kiefer	68-71-72-78-289	\$1,800.00	T-37	Tom Smack	72-72-75-75-294	\$594.54	T-76	Charles Houts	71-78-71-79-299	\$225.00
T-12	Ken Mast	69-74-73-73-289	\$1,800.00	T-37	Mike Souchak	79-74-70-71-294	\$594.54	T-76	Carl Lohren	73-72-75-79-299	\$225.00
T-12	Pat Schwab	71-76-70-72-289	\$1,800.00	T-48	Larry Startzel	78-74-67-75-294	\$594.54	T-76	Dick Smith	81-72-68-78-299	\$225.00
T-12	Terry Wilcox	70-74-71-74-289	\$1,800.00	T-48	John Buczek	80-72-70-73-295	\$262.75	T-76	Gene Thompson	75-74-73-77-299	\$225.00
T-17	Mal Galletta Jr.	76-72-68-74-290	\$1,408.00	T-48	Joe Cheves	72-76-75-72-295	\$262.75	T-81	Lynn Rosely	80-70-73-77-300	\$225.00
T-17	Ron Letellier	76-70-74-70-290	\$1,408.00	T-48	Gene Frank	73-73-77-72-295	\$262.75	T-81	Tom Talkington	75-74-73-78-300	\$225.00
T-17	Tom Ulozas	70-78-69-73-290	\$1,408.00	T-48	Dick Hoelzer	74-72-73-76-295	\$262.75	T-83	Bruce Dobie	74-74-74-79-301	\$225.00
T-17	Maurice Ver Brugge	74-70-70-76-290	\$1,408.00	T-48	Bill Kennedy	83-70-68-74-295	\$262.75	T-83	Gary Head	72-78-72-79-301	\$225.00
T-17	Jimmy Wright	74-71-72-73-290	\$1,408.00	T-48	Milon Marusic	78-71-71-75-295	\$262.75	T-83	Dick Murphy	74-80-69-78-301	\$225.00
T-22	George Belli	72-73-72-74-291	\$1,170.00	T-48	Al Mengert	71-80-71-73-295	\$262.75	T-83	Bill Tindall	77-75-70-79-301	\$225.00
T-22	Clayton Cole	74-79-67-71-291	\$1,170.00	T-48	Ray Montgomery	75-71-70-79-295	\$262.75	T-83	Jay-Alan White	77-74-71-79-301	\$225.00
T-22	Dick Goetz	74-72-73-72-291	\$1,170.00	T-48	Wayne Morris	77-77-69-72-295	\$262.75	T-88	Bob Duval	74-75-73-80-302	\$225.00
T-22	Quinton Gray	72-75-71-73-291	\$1,170.00	T-48	Drew Pierson	75-73-70-77-295	\$262.75	T-88	Rex Wilsen	76-75-71-80-302	\$225.00
T-22	Tom Joyce	71-70-78-72-291	\$1,170.00	T-48	Pat Welch	75-73-74-73-295	\$262.75	90	Bob Galloway	76-76-70-81-303	\$225.00
T-22	Paul Moren	77-75-70-69-291	\$1,170.00	T-59	Pete Davison	75-80-66-75-296	\$225.00	91	Jim Duffus	75-72-74-83-304	\$225.00
T-28	Ernie George	77-73-71-71-292	\$973.66	T-59	Richard Eller	75-73-73-75-296	\$225.00	92	Claude King	74-75-73-84-306	\$225.00
T-28	Steve Lyles	76-76-69-71-292	\$973.67	T-59	Tim Leslie	70-78-71-77-296	\$225.00	93	Doug Graves	80-74-69-84-307	\$225.00
T-28	Denny Meyer	76-72-73-71-292	\$973.67	T-59	Don Richards	78-72-70-76-296	\$225.00	94	Steve Jenne	76-74-71-89-310	\$225.00
T-28	Jimmy Powell	70-80-70-72-292	\$973.66	T-59	Chuck Scally	72-73-74-77-296	\$225.00				
T-28	Earl Puckett	74-71-74-73-292	\$973.66	T-59	Glenn Stuart	72-79-71-74-296	\$225.00				

1974 With a 90-foot birdie putt on the final green, Roger Watson of Cary, N.C., tied Sam Snead, who missed a four-foot birdie putt on his final hole, and forced the seventh PGA Professional National Championship into its first sudden-death playoff. On the first extra hole, Watson won the National Championship with a par, after Snead pushed his second shot wide of the green and was unable to get it up and down.

Champion: Roger Watson, Cary, N.C.	
Site:	Pinehurst Resort, Pinehurst, N.C.
Date:	Oct. 24-27
Course: No. 2	Par: 72 – 7,051 yds.
(used for one round and on final day)	
Course: No. 3	Par: 71 – 6,089 yds.
Course: No. 5	Par: 72 – 6,854 yds.
Purse: \$110,000	Field: 372
Cut at 226 110 players advanced	



	Avg. of Courses	Rounds of 70 & Under	Round Leader	Roger Watson
Round 1:	77.40	3	67 - Bob Benson	71 - T-4th
Round 2:	77.30	3	141 - Sam Snead	144 - (73) T-6th
Round 3:	76.20	12	213 - Sam Snead	215 - (71) T-2nd
Round 4:	74.90	4	282 - Roger Watson, Sam Snead	284 - (69) T-1st
Totals:	76.80	22		

Championship Summary

Place	Name	Score	Winnings	Place	Name	Score	Winnings	Place	Name	Score	Winnings
1	Roger Watson	71-73-71-69-284	\$16,500.00	T-30	Gene Torres	73-72-75-75-295	\$857.78	T-74	Tim Debauffe	72-76-75-77-300	\$165.00
2	Sam Snead	71-70-72-71-284	\$9,900.00	T-39	John Buczek	72-73-76-75-296	\$610.00	T-74	G. (Moe) Demling	73-78-75-74-300	\$165.00
3	Bobby Benson	67-75-73-71-286	\$7,300.00	T-39	Mike Higuera	76-75-72-73-296	\$610.00	T-74	Wayne Morris	78-74-73-75-300	\$165.00
4	Ron Letellier	73-72-71-71-287	\$5,900.00	T-39	Claude King	75-74-72-75-296	\$610.00	T-74	Ken Towns	73-76-77-74-300	\$165.00
5	Babe Lichardus	73-72-71-72-288	\$4,800.00	T-39	George Smith	69-73-80-74-296	\$610.00	T-79	George Bayer	74-74-75-78-301	\$165.00
T-6	Eddie Famula	72-76-70-71-289	\$3,650.00	T-39	Charles Volpone Jr.	73-77-73-73-296	\$610.00	T-79	Stan Brion	74-78-74-75-301	\$165.00
T-6	Maurice Ver Brugge	73-71-73-72-289	\$3,650.00	T-39	Don Wegryzn	75-76-73-72-296	\$610.00	T-79	Joe Cardenas	72-79-74-76-301	\$165.00
T-8	Randy Glover	71-75-73-71-290	\$2,350.00	T-45	Ron Bakich	75-74-75-73-297	\$300.46	T-79	Joseph Carr	75-73-77-76-301	\$165.00
T-8	John Lively	75-71-70-74-290	\$2,350.00	T-45	Jerry Barber	74-74-77-72-297	\$300.46	T-79	Bob Duden	74-75-77-75-301	\$165.00
T-8	Odell Massey	71-74-73-72-290	\$2,350.00	T-45	Dennis Bradley	76-71-78-72-297	\$300.46	T-79	Bob Duval	74-78-74-75-301	\$165.00
T-8	Jimmy Wright	73-72-73-72-290	\$2,350.00	T-45	Jack Connelly	71-75-75-76-297	\$300.45	T-79	Jim Ferree	80-74-72-75-301	\$165.00
12	Ed Dougherty	76-72-73-70-291	\$2,000.00	T-45	James Eoff	74-74-73-76-297	\$300.45	T-79	Gene Ferrell	75-75-74-77-301	\$165.00
T-13	Denny Lyons	72-76-71-73-292	\$1,800.00	T-45	Gordon Jones	77-74-72-74-297	\$300.46	T-79	Albert Green	76-77-73-75-301	\$165.00
T-13	Denny Meyer	76-71-74-71-292	\$1,800.00	T-45	Carl Lohren	72-75-75-75-297	\$300.45	T-79	Joe Jimenez	77-78-70-76-301	\$165.00
T-13	Larry Moncour	73-75-68-76-292	\$1,800.00	T-45	Jim Riggins	73-75-73-76-297	\$300.45	T-79	Willis Johnson	78-75-70-78-301	\$165.00
T-16	Bob Bratzler	74-78-70-71-293	\$1,470.00	T-45	Pat Schwab	74-75-73-75-297	\$300.45	T-79	Harold Kolb	75-74-77-75-301	\$165.00
T-16	Clayton Cole	72-73-73-75-293	\$1,470.00	T-45	Dick Shaiper	72-79-71-75-297	\$300.45	T-79	Andy Nusbaum	79-73-73-76-301	\$165.00
T-16	Howell Fraser	73-69-74-77-293	\$1,470.00	T-45	Dennis Tiziani	76-76-73-72-297	\$300.46	T-79	Bill Parker	70-78-77-76-301	\$165.00
T-16	Tommy Jacobs	75-73-70-75-293	\$1,470.00	T-56	George Belli	74-74-71-79-298	\$165.00	T-93	Pat Baker	74-74-75-79-302	\$165.00
T-16	Tom Nieporte	73-74-73-73-293	\$1,470.00	T-56	Nick Berklich	73-74-78-73-298	\$165.00	T-93	Eddie Merrins	77-74-74-77-302	\$165.00
T-21	Max Anderson	80-68-76-70-294	\$1,154.45	T-56	Gene Borek	71-72-77-78-298	\$165.00	T-93	Bill Ogden	79-75-72-76-302	\$165.00
T-21	Al Chandler	72-75-72-75-294	\$1,154.44	T-56	Bill Collins	76-75-70-77-298	\$165.00	T-93	Roland Stafford	76-73-77-76-302	\$165.00
T-21	Phil Ferranti	72-75-73-74-294	\$1,154.44	T-56	Walker Inman Jr.	74-75-75-74-298	\$165.00	T-93	Don Stickney	72-74-79-77-302	\$165.00
T-21	Garry Hopkins	77-72-73-72-294	\$1,154.44	T-56	Joe Mance	74-75-74-75-298	\$165.00	98	Felice Torza	79-73-74-77-303	\$165.00
T-21	Don Massengale	72-73-74-75-294	\$1,154.44	T-56	Ted McKenzie	77-73-74-74-298	\$165.00	T-99	Bill Flynn	75-75-76-78-304	\$165.00
T-21	Lloyd Monroe	73-75-72-74-294	\$1,154.44	T-56	Jim Picard	72-74-77-75-298	\$165.00	T-99	Ed Kroll	77-80-69-78-304	\$165.00
T-21	Mike Schlueter	75-73-76-70-294	\$1,154.45	T-56	Stan Thirsk	72-74-72-80-298	\$165.00	T-99	James McCoy	74-72-77-81-304	\$165.00
T-21	Tom Smack	72-76-73-73-294	\$1,154.45	T-56	Bill Ventresca	74-76-76-72-298	\$165.00	T-99	Alvin Odum Jr.	75-74-76-79-304	\$165.00
T-21	Bert Weaver	73-78-70-73-294	\$1,154.45	T-66	Robin All	72-75-78-74-299	\$165.00	T-99	Dave Robinson	73-77-76-78-304	\$165.00
T-30	Mal Galletta Jr.	74-77-73-71-295	\$857.78	T-66	Rex Baxter	77-76-72-74-299	\$165.00	T-99	Fred Wampler	80-75-71-78-304	\$165.00
T-30	Laurie Hammer	74-73-75-73-295	\$857.78	T-66	Bill Hall	76-73-75-75-299	\$165.00	105	Everett Vinzant	76-73-77-79-305	\$165.00
T-30	Billy Maxwell	76-71-77-71-295	\$857.78	T-66	Dean Lind	74-79-72-74-299	\$165.00	T-106	John Joseph	71-75-80-80-306	\$165.00
T-30	John Molenda	76-73-73-73-295	\$857.78	T-66	Tom Lupinacci	72-74-75-78-299	\$165.00	T-106	Ken Lindsay	79-72-74-81-306	\$165.00
T-30	Adolph Popp	74-76-73-72-295	\$857.77	T-66	Steve Lyles	77-73-73-76-299	\$165.00	T-108	Joe Cheves	78-73-75-83-309	\$165.00
T-30	Jimmy Powell	73-76-74-72-295	\$857.77	T-66	Eldridge Miles	75-78-72-74-299	\$165.00	T-108	Ron O'Connor	78-73-75-83-309	\$165.00
T-30	Art Proctor	71-73-77-74-295	\$857.77	T-66	Dave Smith	77-73-74-75-299	\$165.00	110	Don Spears	75-76-75-84-310	\$165.00
T-30	Mike Shea	75-73-76-71-295	\$857.78	T-74	Mike Ballo	74-75-73-78-300	\$165.00				

PGA PROFESSIONAL NATIONAL CHAMPIONSHIP

1973 Despite an opening-round 73, former touring professional Rives McBee of Irving, Texas, coasted to a three-stroke victory over Stan Brion. On the final day, McBee fired three birdies on the front nine for a 34, which helped him capture the \$16,500 winner's check.

Champion: Rives McBee, Irving, Texas	
Site:	Pinehurst Resort, Pinehurst, N.C.
Date:	Oct. 18-21
Course: No. 2	Par: 72 – 7,051 yds.
(used for one round and on final day)	
Course: No. 3	Par: 71 – 6,089 yds.
Course: No. 5	Par: 72 – 6,854 yds.
Purse: \$110,000	Field: 358
Cut at 223	92 players advanced



	Avg. of Courses	Rounds of 70 & Under	Round Leader	Rives McBee
Round 1:	76.50	21	67 - Carl Owen	73 - T-52nd
Round 2:	76.70	16	138 - Larry Mancour	140 - (67) T-3rd
Round 3:	75.60	21	211 - Rives McBee, Jerry Barber	211 - (71) T-1st
Round 4:	77.30	1	282 - Rives McBee	282 - (71) 1st
Totals:	76.39	59		

Championship Summary

Place	Name	Score	Winnings	Place	Name	Score	Winnings	Place	Name	Score	Winnings
1	Rives McBee	73-67-71-71-282	\$16,500.00	T-32	Bob Bruno	73-76-72-75-296	\$791.11	T-56	Stan Thirsk	75-71-74-79-299	\$236.00
2	Stan Brion	72-72-70-71-285	\$9,900.00	T-32	Bob Camron	68-77-75-76-296	\$791.11	T-56	Dennis Tiziani	71-78-72-78-299	\$236.00
T-3	Don Massengale	69-75-70-72-286	\$6,600.00	T-32	Bill Collins	71-76-71-78-296	\$791.11	T-65	George Aubrey Jr.	76-71-74-79-300	\$236.00
T-3	John Molenda	73-69-71-73-286	\$6,600.00	T-32	Mal Galletta Jr.	72-73-73-78-296	\$791.11	T-65	Larry Beck	74-77-72-77-300	\$236.00
5	Rex Baxter	70-72-71-75-288	\$4,800.00	T-32	Roger Ginsberg	73-72-75-76-296	\$791.11	T-65	Al Chandler	74-74-72-80-300	\$236.00
6	Tommy Jacobs	75-72-74-68-289	\$4,000.00	T-32	Mac Main	73-76-73-74-296	\$791.11	T-65	Ernie George	78-72-67-83-300	\$236.00
T-7	Jerry Barber	71-70-70-79-290	\$3,000.00	T-32	George Smith	72-76-72-76-296	\$791.11	T-65	Bob Goetz	76-76-68-80-300	\$236.00
T-7	Jim Jogue	73-69-74-74-290	\$3,000.00	T-32	Roland Stafford	73-72-75-76-296	\$791.11	T-65	Ray Howell	75-70-73-82-300	\$236.00
T-9	Denny Lyons	69-72-74-76-291	\$2,233.34	T-32	Jerry Steelsmith	71-75-72-78-296	\$791.11	T-65	Mike Joyce	75-74-73-78-300	\$236.00
T-9	Larry Moncour	68-70-77-76-291	\$2,233.33	T-41	George Bayer	75-73-72-77-297	\$512.50	T-65	Steve Lyles	72-73-78-77-300	\$236.00
T-9	Jim Seeley	75-73-67-76-291	\$2,233.33	T-41	Norman Flynn	79-72-69-77-297	\$512.50	T-65	Bill Parker	70-77-75-78-300	\$236.00
T-12	Rich Bland	70-75-74-73-292	\$1,850.00	T-41	Howell Fraser	74-73-72-78-297	\$512.50	T-65	Bob Pipkin	74-74-75-77-300	\$236.00
T-12	Bob Brue	70-70-76-76-292	\$1,850.00	T-41	John Joseph	73-73-74-77-297	\$512.50	T-65	Gaylon "Tex" Simon	74-75-73-78-300	\$236.00
T-12	Bob Galloway	76-73-69-74-292	\$1,850.00	T-41	Carl Lohren	71-77-75-74-297	\$512.50	T-76	Bob Below	72-75-74-80-301	\$236.00
T-12	Garry Hopkins	72-71-74-75-292	\$1,850.00	T-41	Joe Moresco	75-69-75-78-297	\$512.50	T-76	Jim Cassia	75-74-72-80-301	\$236.00
T-16	Randy Glover	73-77-69-74-293	\$1,536.67	T-41	Carl Owen	67-75-77-78-297	\$512.50	T-76	Ken Folkes	74-77-70-80-301	\$236.00
T-16	Frank Mize	74-67-75-77-293	\$1,536.67	T-41	Roger Watson	73-74-74-76-297	\$512.50	T-76	Mike Higuera	74-74-74-79-301	\$236.00
T-16	Glenn Stuart	74-72-71-76-293	\$1,536.66	T-49	Bobby Benson	70-74-73-81-298	\$267.47	T-76	Dave Smith	77-71-74-79-301	\$236.00
T-19	Gene Thompson	70-76-71-77-294	\$1,370.00	T-49	Steve Bull	75-69-76-78-298	\$267.47	T-76	Bill Sporre	73-80-69-79-301	\$236.00
T-19	Bert Weaver	70-73-76-75-294	\$1,370.00	T-49	Chris Gers	76-69-75-78-298	\$267.47	T-76	Ralph Terry	70-80-73-78-301	\$236.00
T-21	Ralph Baker	76-76-69-74-295	\$1,121.82	T-49	Dick Hanscom	72-74-74-78-298	\$267.47	T-83	Dennis Milne	72-73-74-83-302	\$236.00
T-21	Joseph Carr	75-69-77-74-295	\$1,121.82	T-49	Jerry Pittman	79-72-71-76-298	\$267.47	T-83	Al Goodrich	79-74-70-79-302	\$236.00
T-21	Clayton Cole	76-67-76-76-295	\$1,121.82	T-49	Dick Rautmann	74-71-70-83-298	\$267.47	T-83	Bert Seagraves	74-73-74-81-302	\$236.00
T-21	Clare Emery	75-73-72-75-295	\$1,121.82	T-49	Bill Robinson	74-71-71-82-298	\$267.47	T-86	Clarence Doser	74-74-72-82-302	\$236.00
T-21	Tom Liljeholm	74-74-75-72-295	\$1,121.82	T-56	Carroll Armstrong	74-72-74-79-299	\$236.00	T-86	Terry George	77-74-71-81-303	\$236.00
T-21	Davis Love Jr.	71-68-79-77-295	\$1,121.82	T-56	Rafe Botts	77-74-71-77-299	\$236.00	T-86	Sam Reynolds	72-75-75-81-303	\$236.00
T-21	Ray Montgomery	77-69-76-73-295	\$1,121.82	T-56	Jim Gerring	76-75-71-77-299	\$236.00	T-89	Robin All	74-74-74-83-305	\$236.00
T-21	Tom Nieporte	71-71-79-74-295	\$1,121.82	T-56	Albert Green	73-73-72-81-299	\$236.00	T-89	Luca Barbato	74-76-72-83-305	\$236.00
T-21	Dick Smith	72-75-70-78-295	\$1,121.82	T-56	Dick Hart	71-76-76-76-299	\$236.00	T-89	Joe Jimenez	76-75-72-82-305	\$236.00
T-21	Robert Smith	73-75-72-75-295	\$1,121.82	T-56	Ed Kroll	73-67-76-83-299	\$236.00	92	Gary Howlett	77-72-74-84-307	\$236.00
T-21	Jimmy Wright	76-71-75-73-295	\$1,121.82	T-56	Chuck Scally	76-72-74-77-299	\$236.00				

1972 Playing during an arctic cold front that sent temperatures to an all-time low for North Carolina, 35-year-old Don Massengale beat the elements to win the fifth PGA Professional National Championship. On the final day, Massengale fired a back-nine 33 for a two-stroke victory over Bob Bruno. Defending Champion Sam Snead finished third, four strokes back.

Champion: Don Massengale, White Plains, N.Y.	
Site:	Pinehurst Resort, Pinehurst, N.C.
Date:	Oct. 19-22
Course: No. 2	Par: 72 – 7,051 yds.
(used for one round and on final day)	
Course: No. 4	Par: 72 – 6,784 yds.
Course: No. 1	Par: 70 – 6,129 yds.
Purse: \$100,000	Field: 358
Cut at 222	94 players advanced



	Avg. of Courses	Rounds of 70 & Under	Round Leader	Don Massengale
Round 1:	76.00	19	65 - Jim O'Hern, Ron Letellier	72 - T-35th
Round 2:	76.30	30	138 - Bob Brue, Mal Galletta Randy Quick, Don Massengale	138 - (66) T-1st
Round 3:	75.10	42	211 - Babe Lichardus	212 - (74) T-2nd
Round 4:	77.20	4	280 - Don Massengale	280 - (68) 1st
Totals:	75.92	95		

Championship Summary

Place	Name	Score	Winnings	Place	Name	Score	Winnings	Place	Name	Score	Winnings
1	Don Massengale	72-66-74-68-280	\$15,000.00	T-31	Larry Mancour	77-72-69-76-294	\$825.00	T-61	Chuck Hart	79-71-70-78-298	\$204.55
2	Bob Bruno	72-66-74-70-282	\$9,000.00	T-31	Bob Schoener	72-76-71-75-294	\$825.00	T-61	Dennis Milne	68-79-73-78-298	\$204.55
3	Sam Snead	71-68-76-69-284	\$6,600.00	T-35	Stan Baluik	70-77-73-75-295	\$660.00	T-61	Art Silvestrone	75-76-70-77-298	\$204.55
T-4	Ernie George	70-69-74-72-285	\$4,900.00	T-35	Clayton Cole	75-68-76-76-295	\$660.00	T-61	Frank Wharton	73-76-73-76-298	\$204.55
T-4	Babe Lichardus	72-69-70-74-285	\$4,900.00	T-35	Joe Jimenez	80-67-75-73-295	\$660.00	T-69	Joe Campbell	78-74-67-80-299	\$204.55
6	Gene Borek	73-73-72-69-287	\$3,600.00	T-35	Steve Lyles	72-68-79-76-295	\$660.00	T-69	Dick Hanscom	71-80-69-79-299	\$204.55
7	Denny Lyons	76-69-70-73-288	\$3,000.00	T-35	Sonny Ridenhour	73-72-76-74-295	\$660.00	T-69	Eldridge Miles	71-76-69-83-299	\$204.55
T-8	Mal Galletta Jr.	73-65-76-75-289	\$2,233.33	T-35	Willard Scholl	73-69-76-77-295	\$660.00	T-69	Don Stickney	75-74-71-79-299	\$204.55
T-8	Rives McBea	76-72-70-71-289	\$2,233.34	T-35	Gene Thompson	73-71-74-77-295	\$660.00	T-73	Jim Lucius	78-73-71-78-300	\$204.55
T-8	Craig Shankland	72-76-69-72-289	\$2,233.33	T-42	Wes Ellis	69-78-67-82-296	\$398.45	T-73	Bill Ogden	73-78-71-78-300	\$204.55
T-11	Jerry Barber	71-71-74-74-290	\$1,631.43	T-42	Gerald Hatfield	74-74-71-77-296	\$398.46	T-75	Jim Barber	72-76-74-79-301	\$204.55
T-11	Tommy Jacobs	68-74-72-76-290	\$1,631.43	T-42	John Langford	75-74-70-77-296	\$398.45	T-75	Dick Hart	78-70-71-82-301	\$204.54
T-11	David Jimenez	69-75-71-75-290	\$1,631.43	T-42	Odell Massey	72-72-76-76-296	\$398.46	T-75	John Lively	71-79-72-79-301	\$204.54
T-11	Wayne Morris	74-70-71-75-290	\$1,631.43	T-42	Al Mengert	72-76-69-79-296	\$398.45	T-75	John Neese	75-75-72-79-301	\$204.54
T-11	Dave Philo	72-74-70-74-290	\$1,631.43	T-42	John Molenda	71-72-75-78-296	\$398.45	T-75	Jerry Preuss	72-79-71-79-301	\$204.54
T-11	Jimmy Powell	73-72-67-78-290	\$1,631.42	T-42	Jim O'Hern	65-80-75-76-296	\$398.46	T-75	Buddy Weaver	71-77-73-80-301	\$204.54
T-11	Charles Volpone Jr.	72-71-69-78-290	\$1,631.43	T-42	Carl Unis	72-75-73-76-296	\$398.46	T-81	Bob Duden	74-72-74-82-302	\$204.54
T-18	Drew Pierson	68-74-74-75-291	\$1,276.66	T-42	Jimmy Wright	75-72-74-75-296	\$398.46	T-81	Cass Jawor	75-76-71-80-302	\$204.54
T-18	Maurice Ver Brugge	74-70-73-74-291	\$1,276.67	T-42	Wayne Yates	71-76-72-77-296	\$398.45	T-81	Clayton Johnson	74-67-79-82-302	\$204.54
T-18	Bert Weaver	72-71-73-75-291	\$1,276.66	T-52	Tillman Berg Jr.	68-77-73-79-297	\$204.55	T-81	James McCoy	74-71-76-81-302	\$204.54
T-21	Rex Baxter	78-73-67-74-292	\$1,125.00	T-52	Nick Berklich	72-69-75-81-297	\$204.55	T-81	Randy Quick	72-66-81-83-302	\$204.54
T-21	Sam Carmichael	70-75-71-76-292	\$1,125.00	T-52	Al Chandler	77-72-70-78-297	\$204.55	T-81	George Thomas	72-69-80-81-302	\$204.54
T-21	Bob Galloway	76-70-72-74-292	\$1,125.00	T-52	Hubby Habjan	78-72-67-80-297	\$204.55	T-87	Ray Beattie	72-77-73-81-303	\$204.54
T-21	Mike Joyce	74-72-74-72-292	\$1,125.00	T-52	Charles Houts	73-74-72-78-297	\$204.55	T-87	George Belli	80-73-69-81-303	\$204.54
T-25	Gene Bone	76-73-70-74-293	\$975.00	T-52	Jim Logue	71-77-73-76-297	\$204.55	T-87	Tom Nieporte	79-74-69-81-303	\$204.54
T-25	John Frillman	75-72-71-75-293	\$975.00	T-52	Bill Parker	78-72-70-77-297	\$204.55	T-87	Paul Scodeller	75-76-70-82-303	\$204.54
T-25	Jerry Pittman	72-75-72-74-293	\$975.00	T-52	Jim Picard	72-74-71-80-297	\$204.55	T-87	Bob Watson	75-71-76-81-303	\$204.54
T-25	Chuck Scally	69-77-70-77-293	\$975.00	T-52	George Smith	78-71-71-77-297	\$204.55	T-92	Jim Allen	78-74-69-83-304	\$204.54
T-25	Pat Schwab	73-74-69-77-293	\$975.00	T-61	Billy Applewhite	72-69-76-81-298	\$204.55	T-92	Gene Torres	76-74-71-83-304	\$204.54
T-25	Jerry Steelsmith	75-70-71-77-293	\$975.00	T-61	Bobby Benson	68-71-80-79-298	\$204.55	94	Joe Cardenas	67-83-72-87-309	\$204.54
T-31	Ross Coon	71-68-76-79-294	\$825.00	T-61	Bob Brue	78-72-67-81-298	\$204.55				
T-31	Jim Gerring	72-78-71-73-294	\$825.00	T-61	Bob Ellis	75-74-71-78-298	\$204.55				

PGA PROFESSIONAL NATIONAL CHAMPIONSHIP

1971 After an opening 5-under-par 67 on the tougher No. 2 course and a second-round 7-under-par 65 on the No. 1 course, 59-year-old Sam Snead cruised to a five-stroke victory. Among the records set were the all-time low 18-hole score, 63, by Eddie Famula, who then shot 81 the second day to just make the 36-hole cut, and Snead's record 36-hole score of 132.

Champion: Sam Snead,	
White Sulpher Springs, W. Va.	
Site:	Pinehurst Resort, Pinehurst, N.C.
Date:	Oct. 14-17
Course: No. 2	Par: 72 – 7,051 yds.
Course: No. 1	Par: 70 – 6,129 yds.
Purse: \$100,000	Field: 252
Cut at 145	97 players advanced



	Avg. of Courses	Rounds of 70 & Under	Round Leader	Sam Snead
Round 1:	73.50	61	63 - Eddie Famula	67 - T-7th
Round 2:	73.40	69	132 - Sam Snead	132 - (65) 1st
Round 3:	75.70	4	206 - Sam Snead	206 - (74) 1st
Round 4:	75.60	5	275 - Sam Snead	275 - (69) 1st
Totals:	74.04	139		

Championship Summary

Place	Name	Score	Winnings	Place	Name	Score	Winnings	Place	Name	Score	Winnings
1	Sam Snead	67-65-74-69-275	\$15,000.00	T-30	Bob Swift	69-74-74-74-291	\$825.00	T-61	Joe Taggart	68-75-77-76-296	\$191.50
T-2	Ron Letellier	73-67-71-69-280	\$7,800.00	T-30	Roger Watson	75-67-74-75-291	\$825.00	T-68	George Clark	76-69-77-75-297	\$191.50
T-2	Jerry Steelsmith	68-71-72-69-280	\$7,800.00	T-36	John Cook	69-75-74-74-292	\$675.00	T-68	Bob Eschenbrenner	73-71-76-77-297	\$191.50
T-4	Babe Lichardus	67-68-74-73-282	\$4,466.66	T-36	Corky Dahl	74-68-74-76-292	\$675.00	T-68	John Maurycy	73-71-80-73-297	\$191.50
T-4	Stan Thirsk	71-67-69-75-282	\$4,466.67	T-36	Bill Parker	72-70-73-77-292	\$675.00	T-68	Dick Murphy	69-74-78-76-297	\$191.50
T-4	Charles Volpone Jr.	68-70-73-71-282	\$4,466.67	T-36	Craig Shankland	74-70-73-75-292	\$675.00	T-68	Ken Towns	70-75-75-77-297	\$191.50
T-7	Bob Brue	73-67-71-72-283	\$2,750.00	T-40	Mike Ballo	75-69-73-76-293	\$510.00	T-68	Maurice Ver Brugge	72-67-81-77-297	\$191.50
T-7	John Frillman	72-65-72-74-283	\$2,750.00	T-40	Stan Dudas	72-73-75-73-293	\$510.00	T-74	Al Kelley Jr.	67-76-75-80-298	\$191.50
T-9	Sam Carmichael	71-71-71-71-284	\$1,975.00	T-40	George Glenn	69-73-74-77-293	\$510.00	T-74	Earl Smith	69-75-77-77-298	\$191.50
T-9	Walker Inman Jr.	69-70-71-74-284	\$1,975.00	T-40	Herman Keiser	71-70-74-78-293	\$510.00	T-74	Dick Stranahan	69-76-74-79-298	\$191.50
T-9	Jimmy Powell	65-70-75-74-284	\$1,975.00	T-40	Scotty McBeath	71-72-78-72-293	\$510.00	T-77	Bob Goetz	65-80-77-77-299	\$191.50
T-9	Bill Robinson	70-68-73-73-284	\$1,975.00	T-40	Paul Scodeller	69-70-77-77-293	\$510.00	T-77	John Molenda	73-70-78-78-299	\$191.50
T-13	Bradley Anderson	69-70-75-71-285	\$1,620.00	T-40	Joel Taylor	70-73-76-74-293	\$510.00	T-77	Mike Mural	77-68-77-77-299	\$191.50
T-13	Chick Evans	68-73-71-73-285	\$1,620.00	T-47	Cliff Cook	74-67-76-77-294	\$279.21	T-77	Bob Thatcher	69-74-77-79-299	\$191.50
T-13	Larry Gilbert	68-73-70-74-285	\$1,620.00	T-47	Bob Duden	72-70-77-75-294	\$279.22	T-81	Dick Killiam	71-73-79-77-300	\$191.50
T-16	Larry Mancour	72-68-72-74-286	\$1,430.00	T-47	Hubby Habjan	70-75-76-73-294	\$279.22	T-81	Ed Schumann	78-66-81-75-300	\$191.50
T-16	George Shortridge	72-67-75-72-286	\$1,430.00	T-47	George McKeown	66-73-78-77-294	\$279.21	T-81	Everett Vinzant	74-69-77-80-300	\$191.50
T-18	Gene Borek	69-69-73-76-287	\$1,228.00	T-47	Joe Moresco	73-68-79-74-294	\$279.22	T-81	Don Wegrzyn	69-72-79-80-300	\$191.50
T-18	Jim O'Hern	77-67-69-74-287	\$1,228.00	T-47	Bill Ogden	68-73-77-76-294	\$279.21	T-85	Jim Gerring	69-75-83-74-301	\$191.50
T-18	George Smith	69-71-78-69-287	\$1,228.00	T-47	Frank Wharton	71-73-75-75-294	\$279.21	T-85	Charles Knowles	73-71-79-78-301	\$191.50
T-18	Fred Wampler	65-78-73-71-287	\$1,228.00	T-54	Stan Baluik	71-70-77-77-295	\$191.50	T-85	Mike Souchak	71-70-78-82-301	\$191.50
T-18	Jimmy Wright	67-78-70-72-287	\$1,228.00	T-54	Dave Field	75-70-75-75-295	\$191.50	T-88	Bob Haggerty	75-70-79-78-302	\$191.50
T-23	Ken Folkles	71-68-73-76-288	\$1,095.00	T-54	Cass Jawor	78-66-73-78-295	\$191.50	T-88	Alan Mundle	69-76-79-78-302	\$191.50
T-23	Larry Wise	69-71-73-75-288	\$1,095.00	T-54	Davis Love Jr.	70-75-73-77-295	\$191.50	T-90	Walter Burkemo	70-74-81-78-303	\$191.50
25	Jim Ferree	72-69-74-74-289	\$1,050.00	T-54	Monte Sanders	76-67-76-76-295	\$191.50	T-90	Chris Gers	74-68-79-82-303	\$191.50
T-26	Bobby Benson	71-66-75-78-290	\$975.00	T-54	Art Silvestrone	71-72-76-76-295	\$191.50	T-90	Ed Trojan Jr.	75-69-79-80-303	\$191.50
T-26	Ross Coon	72-70-79-69-290	\$975.00	T-54	Ron Weber	69-72-79-75-295	\$191.50	T-93	Hampton Auld	69-76-78-81-304	\$191.50
T-26	Bob Galloway	72-69-77-72-290	\$975.00	T-61	Bob Benning	72-73-75-76-296	\$191.50	T-93	Pete Fleming	68-77-82-77-304	\$191.50
T-26	Gene Torres	73-68-73-76-290	\$975.00	T-61	Ray Howell	68-72-78-78-296	\$191.50	95	Tom Barber	71-74-84-76-305	\$191.50
T-30	Mike Burke Sr.	71-69-75-76-291	\$825.00	T-61	Bob Keller	69-70-78-79-296	\$191.50	T-96	Eddie Famula	63-81-78-84-306	\$191.50
T-30	Bob Crowley	69-76-74-72-291	\$825.00	T-61	John Ruedi	65-74-76-81-296	\$191.50	T-96	Joel Taylor	74-68-79-85-306	\$191.50
T-30	Jerry Dixon	67-78-73-73-291	\$825.00	T-61	Bob Schoener	70-75-75-76-296	\$191.50				
T-30	Tom Nieporte	70-68-77-76-291	\$825.00	T-61	Bruce Summerhays	74-70-78-74-296	\$191.50				

1970 Rex Baxter, a 30-year-old PGA Professional from Beechwood Country Club in Cleveland, Ohio, knocked a 60-yard wedge shot stiff for a tap-in on the final hole to win by one shot over Ernie George and Bob Duden. Finishing three strokes behind Baxter at 288 were Dick Smith, who would become PGA of America president from 1991-1992, and Mickey Powell, PGA president from 1985-1986.

Champion: Rex Baxter, Cleveland, Ohio	
Site:	Sunol Valley Country Club, Sunol, Calif.
Date:	Nov. 12-15
Course: Palm	Par: 72 – 7, 123 yds.
Course: Cypress	Par: 72 – 6, 356 yds.
Purse: \$50,000	Field: 258
Cut at 150	106 players advanced



	Avg. of Courses	Rounds of 70 & Under	Round Leader	Rex Baxter
Round 1:	75.50	20	68 - Dick Whetzle, Francisco Lopez	71 - T-21st
Round 2:	76.30	7	139 - Rex Baxter	139 - (68) 1st
Round 3:	74.80	8	213 - Bill Johnston	214 - (75) T-2nd
Round 4:	74.50	9	285 - Rex Baxter	285 - (71) 1st
Totals:	75.50	44		

Championship Summary

Place	Name	Score	Winings	Place	Name	Score	Winings	Place	Name	Score	Winings
1	Rex Baxter	71-68-75-71-285	\$8,000.00	T-37	Dick Howell	70-77-74-74-295	\$285.00	T-69	Rick Jetter	74-73-75-77-299	\$71.43
T-2	Bob Duden	71-73-72-70-286	\$3,900.00	T-37	Cass Jawor	72-75-74-74-295	\$285.00	T-69	Don Klein	71-79-75-74-299	\$71.43
T-2	Ernie George	72-73-71-70-286	\$3,900.00	T-37	Joe Jimenez	79-71-74-71-295	\$285.00	T-69	Paul McMullen	73-74-75-77-299	\$71.43
T-4	Tommy Bolt	73-73-73-69-288	\$1,758.33	T-37	Paul Kelly	81-68-71-75-295	\$285.00	T-69	Ron Ranich	74-76-75-74-299	\$71.43
T-4	Bob Bruno	69-76-69-74-288	\$1,758.33	T-37	Francisco Lopez	68-74-79-74-295	\$285.00	T-69	Dick Shaiper	71-77-73-78-299	\$71.43
T-4	John Cook	74-73-71-70-288	\$1,758.34	T-37	Eldridge Miles	74-75-73-73-295	\$285.00	T-69	Ken Towns	72-75-78-74-299	\$71.43
T-4	Mike Fetchick	73-72-69-74-288	\$1,758.33	T-37	Paul O'Leary	74-69-79-73-295	\$285.00	T-79	Tim Berg	72-76-72-80-300	\$71.43
T-4	Mickey Powell	73-71-71-73-288	\$1,758.33	T-37	Buddy Sullivan	72-77-75-71-295	\$285.00	T-79	Bob Goetz	75-75-76-74-300	\$71.43
T-4	Dick Smith	74-71-70-73-288	\$1,758.33	T-37	Ron Weber	73-77-75-70-295	\$285.00	T-79	Bob Grant	74-72-77-77-300	\$71.43
T-10	Jim Awtrey	71-76-71-71-289	\$902.00	T-46	Bradley Anderson	73-72-76-75-296	\$120.78	T-79	Hubby Habjan	75-75-77-73-300	\$71.43
T-10	Gene Borek	69-74-72-74-289	\$902.00	T-46	Ross Coon	76-72-75-73-296	\$120.78	T-83	Corky Dahl	72-76-80-73-301	\$71.43
T-10	Bill Johnston	69-74-70-76-289	\$902.00	T-46	Buster Cupit	72-75-74-75-296	\$120.78	T-83	Clare Emery	77-73-76-75-301	\$71.43
T-10	Eddie Merrins	72-74-71-72-289	\$902.00	T-46	Don Essig III	77-71-75-73-296	\$120.78	T-83	Bruce Summerhays	74-72-80-75-301	\$71.43
T-10	Jim O'Hern	78-68-72-71-289	\$902.00	T-46	Glen Harvey	74-74-75-73-296	\$120.78	T-86	Terry George	74-76-77-75-302	\$71.43
T-15	Bill Bisdorf	75-73-70-72-290	\$717.50	T-46	John Joseph	70-75-75-76-296	\$120.78	T-86	Dick Hart	75-73-81-73-302	\$71.43
T-15	Al Kelley Jr.	74-70-72-74-290	\$717.50	T-46	George McKeown	73-73-76-74-296	\$120.78	T-86	Clyde Nunes	74-76-78-74-302	\$71.43
T-15	Jimmy Powell	70-75-73-72-290	\$717.50	T-46	Paul Scodeller	72-76-75-73-296	\$120.78	T-89	Monty Blodgett	75-75-76-77-303	\$71.43
T-15	Jimmy Wright	73-74-73-70-290	\$717.50	T-46	Stan Thirsk	73-72-77-74-296	\$120.78	T-89	Randy Quick	77-72-80-74-303	\$71.43
T-19	Al Chandler	69-78-76-68-291	\$591.00	T-46	Sam Urzetta	73-74-74-75-296	\$120.78	T-91	Moe Demling	73-75-78-78-304	\$71.43
T-19	Juan Elizondo	69-76-74-72-291	\$591.00	T-46	Jake Zastko	73-73-70-80-296	\$120.78	T-91	Ernest Fortner	73-76-76-79-304	\$71.43
T-19	Chick Evans	77-72-72-70-291	\$591.00	T-57	Pete Barker	74-73-72-78-297	\$71.43	T-91	Bill Giese	74-76-75-79-304	\$71.43
T-19	Craig Shankland	75-70-75-71-291	\$591.00	T-57	Stan Dudas	73-77-72-75-297	\$71.43	T-91	Don Headings Jr.	75-72-74-83-304	\$71.43
T-19	Art Silvestrone	70-75-72-74-291	\$591.00	T-57	Jim Ferree	76-71-74-76-297	\$71.43	T-91	Bob Reith	72-74-79-79-304	\$71.43
T-24	Chris Gers	69-74-75-74-292	\$517.50	T-57	Eddie Langert	69-78-72-78-297	\$71.43	T-91	Hubie Smith	71-78-78-77-304	\$71.43
T-24	Tony Holguin	74-74-73-71-292	\$517.50	T-57	Charles Leider	74-76-77-70-297	\$71.43	T-97	Duane Bergstrom	76-74-78-77-305	\$71.43
T-24	Larry Mancour	72-72-73-75-292	\$517.50	T-57	Horace Moore	78-72-74-73-297	\$71.43	T-97	Paul Bondeson	72-78-76-79-305	\$71.43
T-24	John Molenda	73-73-74-72-292	\$517.50	T-57	Bill Parker	77-72-71-77-297	\$71.43	T-97	John Quick	75-74-82-74-305	\$71.43
T-28	George Belli	73-76-70-74-293	\$457.50	T-57	Monte Sanders	71-78-72-76-297	\$71.43	T-100	Ron Hallett	73-77-79-77-306	\$71.43
T-28	Jim Mooney	75-72-72-74-293	\$457.50	T-57	Gene Thompson	72-74-78-73-297	\$71.43	T-100	Ray Howell	73-77-83-73-306	\$71.43
T-28	Bill Ogden	69-74-76-74-293	\$457.50	T-66	Thor Holm	73-77-77-71-298	\$71.43	102	Gene Johnson	71-79-80-77-307	\$71.43
T-28	Willard Wood	73-73-74-73-293	\$457.50	T-66	Tony Lamanna	70-75-76-77-298	\$71.43	T-103	Sam Reynolds	73-74-82-79-308	\$71.43
T-32	John Dalrymple	76-74-73-71-294	\$318.00	T-66	Scotty McBeath	74-76-73-75-298	\$71.43	T-103	Jack Webb	74-76-79-79-308	\$71.43
T-32	Dick Hanscom	70-75-71-78-294	\$318.00	T-69	Ty Caplin	72-78-73-76-299	\$71.43	105	Paul Biocini	77-73-78-81-309	\$71.43
T-32	Ed Kroll	71-77-72-74-294	\$318.00	T-69	George Capoun	75-74-75-75-299	\$71.43	106	John Carson	76-74-79-81-310	\$71.43
T-32	Joe Mortara Jr.	74-72-75-73-294	\$318.00	T-69	Gary Carle	72-76-75-76-299	\$71.43				
T-32	Bruce Wyatt	76-72-70-76-294	\$318.00	T-69	Jim Hart	76-71-77-75-299	\$71.43				

PGA PROFESSIONAL NATIONAL CHAMPIONSHIP

1969 Bob Rosburg and Jimmy Wright fought each other down to the last hole. Rosburg won by a sneeze, surprisingly provided by a spectator near the final green at the exact moment that Wright nervously missed a 30-inch putt. This helped give Rosburg, the 40-year-old former PGA Champion, the victory.

Champion: Bob Rosburg, St. Louis, Mo.	
Site:	Roadrunner Golf Resort, San Marcos Country Club, Scottsdale, Ariz.
Date:	Nov. 13-16
Course: Roadrunner	Par: 71 – 6,930 yds.
Course: San Marcos	Par: 72 – 6,497 yds.
Purse: \$50,000	Field: 248
Cut at 146	93 players advanced



	Avg. of Courses	Rounds of 70 & Under	Round Leader	Bob Rosburg
Round 1:	74.10	30	66 - Jimmy Wright	71 - T-30th
Round 2:	74.00	29	133 - Jimmy Wright	137 - (66) 2nd
Round 3:	72.30	27	203 - Jimmy Wright, Bob Rosburg	203 - (66) T-1st
Round 4:	74.60	7	275 - Bob Rosburg	275 - (72) 1st
Totals:	73.89	93		

Championship Summary

Place	Name	Score	Winnings	Place	Name	Score	Winnings	Place	Name	Score	Winnings
1	Bob Rosburg	71-66-66-72-275	\$8,000.00	T-32	Tim Berg	70-71-71-77-289	\$360.00	T-63	John Cook	73-71-73-76-293	\$90.90
2	Jimmy Wright	66-67-70-73-276	\$4,500.00	T-32	Gene Borek	71-75-71-72-289	\$360.00	T-63	Charles Gilbert	72-74-71-76-293	\$90.90
3	Bill Ogden	70-68-70-70-278	\$3,300.00	T-32	Johnny Bulla	70-76-70-73-289	\$360.00	T-63	Rick Jetter	72-70-74-77-293	\$90.90
T-4	Tommy Bolt	70-72-68-69-279	\$2,450.00	T-32	Dick Bury	74-71-70-74-289	\$360.00	T-63	Iverson Martin	74-70-74-75-293	\$90.90
T-4	John Molenda	70-68-69-72-279	\$2,450.00	T-32	Pete Fleming	70-71-71-77-289	\$360.00	T-67	Pete Barker	69-71-78-76-294	\$90.90
6	Jimmy Powell	69-70-69-73-281	\$1,800.00	T-32	Bob Galloway	72-73-72-72-289	\$360.00	T-67	Don Collett	73-73-74-74-294	\$90.90
T-7	Manuel de la Torre	72-67-68-75-282	\$1,212.50	T-32	Al Kelley Jr.	72-71-70-76-289	\$360.00	T-67	Tony Holguin	73-70-76-75-294	\$90.90
T-7	Craig Shankland	68-72-68-74-282	\$1,212.50	T-32	Davis Love Jr.	72-73-70-74-289	\$360.00	T-67	Jim Lucius	76-69-73-76-294	\$90.90
T-7	Jerry Steelsmith	72-71-67-72-282	\$1,212.50	T-32	Walter Porterfield	70-74-72-73-289	\$360.00	T-67	Eddie Merrins	70-72-74-78-294	\$90.90
T-7	Gene Thompson	70-72-70-70-282	\$1,212.50	T-41	Tommy Aycok	75-71-74-70-290	\$255.00	T-67	Robert Nichols	71-73-78-72-294	\$90.90
T-11	Ross Coon	72-71-69-71-283	\$925.00	T-41	Al Chandler	70-73-73-74-290	\$255.00	T-67	Hubert Smith	74-71-75-74-294	\$90.90
T-11	Art Silvestrone	69-70-68-76-283	\$925.00	T-41	Charles Leider	74-69-75-72-290	\$255.00	T-67	Mike Souchak	74-68-79-73-294	\$90.90
13	Dick Hendrickson	71-69-71-73-284	\$850.00	T-41	Carl Lohren	70-74-75-71-290	\$255.00	T-75	George Bayer	71-73-76-75-295	\$90.90
T-14	George Belli	71-70-68-76-285	\$770.00	T-41	Glenn Stuart	75-68-70-77-290	\$255.00	T-75	Bob Clark	72-74-72-77-295	\$90.90
T-14	Cass Jawor	72-70-71-72-285	\$770.00	T-46	Dale Andreason	69-74-75-73-291	\$140.41	T-75	Jimmy Clark	72-73-73-77-295	\$90.90
T-14	Eldridge Miles	73-70-69-73-285	\$770.00	T-46	Rex Baxter	73-69-74-75-291	\$140.41	T-75	Ed Rubis	71-75-71-78-295	\$90.90
T-17	Bob Fry	71-72-72-71-286	\$628.34	T-46	Bob Gajda	72-73-74-72-291	\$140.41	79	Red Currie	71-75-76-74-296	\$90.90
T-17	Joe Jimenez	72-70-68-76-286	\$628.33	T-46	Mike Korich	68-76-71-76-291	\$140.41	T-80	Jack Harden	71-73-76-77-297	\$90.90
T-17	Claude King	73-67-71-75-286	\$628.33	T-46	Ed Kroll	74-71-68-78-291	\$140.41	T-80	George Ke	74-72-78-73-297	\$90.90
T-17	Tommy Sanderson	70-73-70-73-286	\$628.33	T-46	Herman Scharlau	71-72-71-77-291	\$140.41	T-80	Tony Novitsky	70-76-76-75-297	\$90.90
T-17	Chuck Scally	72-71-72-71-286	\$628.34	T-46	Dick Stranahan	71-74-70-76-291	\$140.41	T-80	Jim O'Hern	72-74-72-79-297	\$90.90
T-17	Joel Taylor	72-72-71-71-286	\$628.33	T-46	Fred Wampler	74-72-69-76-291	\$140.41	T-84	Ray Bostich	68-78-74-78-298	\$90.90
T-23	Jackson Bradley	72-71-72-72-287	\$517.50	T-54	Gene Dixon	73-71-72-76-292	\$90.90	T-84	John Frillman	76-70-80-72-298	\$90.90
T-23	Bill Collins	75-70-72-70-287	\$517.50	T-54	Freddie Haas	76-69-73-74-292	\$90.90	T-84	Al Jones	70-74-73-81-298	\$90.90
T-23	Bobby Ford	71-72-72-72-287	\$517.50	T-54	Gary Loustalot	72-71-69-80-292	\$90.90	T-87	Alex Redmond	73-73-71-82-299	\$90.90
T-23	Bob Menne	69-74-68-76-287	\$517.50	T-54	Doug MacDonald	71-75-72-74-292	\$90.90	T-87	T. Williams	72-74-77-76-299	\$90.90
T-23	Bill Parker	71-72-71-73-287	\$517.50	T-54	Scotty McBeath	72-73-79-68-292	\$90.90	89	Phil Gibbs	70-75-79-76-300	\$90.90
T-23	Maurice Ver Brugge	71-73-68-75-287	\$517.50	T-54	Mickey Powell	71-74-73-74-292	\$90.90	T-90	Brown Cullen	71-75-78-79-303	\$90.90
T-29	Bob Bruno	73-72-71-72-288	\$450.00	T-54	Earl Puckett	73-69-75-75-292	\$90.90	T-90	Henry Ransom	73-72-75-83-303	\$90.90
T-29	Jim Ferree	72-74-72-70-288	\$450.00	T-54	Chuck Rotar	73-73-73-73-292	\$90.90	T-92	Jesse Whittenton	75-71-75-83-304	\$90.90
T-29	Dutch Harrison	72-69-73-74-288	\$450.00	T-54	Dick Shaiper	75-70-72-75-292	\$90.90	T-92	Larry Wise	73-71-78-82-304	\$90.90

1968 Howell Fraser, a 28-year-old PGA assistant professional from Mountain Ridge Country Club in West Caldwell, N.J., coasted home with a four-stroke victory. Fraser's 14-under-par 272 defeated Bob Rosburg and Chuck Malchaski by four strokes.

Champion: Howell Fraser, West Caldwell, N.J.	
Site:	Century Country Club, Roadrunner Country Club, Scottsdale, Ariz.
Date:	Dec. 5-8
Course: Century	Par: 72 – 6,783 yds.
Course: Roadrunner	Par: 71 – 6,930 yds.
Purse: \$50,000	Field: 207
Cut at 147	95 players advanced



	Avg. of Courses	Rounds of 70 & Under	Round Leader	Howell Fraser
Round 1:	74.20	33	66 - Chuck Malchaski, Don Bies	72 - T-50th
Round 2:	74.40	31	134 - Chuck Malchaski	138 - (66) T-3rd
Round 3:	72.60	21	203 - Howell Fraser	203 - (65) 1st
Round 4:	72.80	22	272 - Howell Fraser	272 - (69) 1st
Totals:	73.73	107		

Championship Summary

Place	Name	Score	Winings	Place	Name	Score	Winings	Place	Name	Score	Winings
1	Howell Fraser	72-66-65-69-272	\$8,000.00	T-32	Dutch Harrison	73-72-73-69-287	\$352.50	T-64	Herman Coelho	73-71-73-74-291	\$88.89
T-2	Chuck Malchaski	66-68-71-71-276	\$3,900.00	T-32	Frank Kiraly	72-69-73-73-287	\$352.50	T-64	Bailey Glenn	75-72-72-72-291	\$88.89
T-2	Bob Rosburg	70-67-70-69-276	\$3,900.00	T-32	Ed Kroll	73-73-69-72-287	\$352.50	T-64	Iverson Martin	71-70-75-76-292	\$88.89
T-4	John Cook	67-71-72-67-277	\$2,450.00	T-32	Babe Lichardus	69-73-72-73-287	\$352.50	T-68	Horace Moore	75-67-74-76-292	\$88.89
T-4	Jimmy Wright	70-71-69-67-277	\$2,450.00	T-32	Gary Loustalot	72-74-69-72-287	\$352.50	T-68	Ed Oldfield	71-71-77-73-292	\$88.89
T-6	Tommy Bolt	72-68-66-72-278	\$1,516.66	T-32	George McKeown	70-69-75-73-287	\$352.50	T-68	Randy Quick	69-76-72-75-292	\$88.89
T-6	Manuel de la Torre	69-69-69-71-278	\$1,516.67	T-32	Paul Moran	72-69-71-75-287	\$352.50	T-68	Chuck Scally	73-74-74-71-292	\$88.89
T-6	Mike Souchak	70-68-69-71-278	\$1,516.67	T-32	Jim O'Hern	73-74-71-69-287	\$352.50	T-68	Larry Wise	75-71-71-75-292	\$88.89
9	Dick Hart	71-69-71-68-279	\$1,100.00	T-32	Fred Wampler	74-72-73-68-287	\$352.50	T-73	Joe Kotlarczyk	72-75-72-74-293	\$88.89
T-10	Don Bies	66-74-66-74-280	\$975.00	T-42	Tommy Ayccock	74-71-72-71-288	\$225.00	T-73	Francisco Lopez	70-73-72-78-293	\$88.89
T-10	Jerry Mowlds	68-71-69-72-280	\$975.00	T-42	Gene Bone	74-72-69-73-288	\$225.00	T-73	Elroy Marti	74-67-75-77-293	\$88.89
T-12	Mike Krak	71-71-71-68-281	\$875.00	T-42	Pete Fleming	73-70-73-72-288	\$225.00	T-76	Tim Berg	71-74-75-74-294	\$88.89
T-12	Paul Scodeller	67-74-72-68-281	\$875.00	T-42	John Frillman	75-71-72-70-288	\$225.00	T-76	Jim Mooney	71-70-80-73-294	\$88.89
14	Bob Brue	70-70-74-68-282	\$810.00	T-42	Bob Gajda	72-75-72-69-288	\$225.00	T-76	Herman Scharlau	75-71-76-72-294	\$88.89
15	Johnny Bulla	70-70-73-70-283	\$770.00	T-42	Carl Lohren	74-72-70-72-288	\$225.00	T-76	George Shortridge	70-73-76-75-294	\$88.89
T-16	Joe Cardenas	67-74-74-69-284	\$715.00	T-42	Roland Stafford	75-71-69-73-288	\$225.00	T-80	Jim Blakeley	71-76-73-75-295	\$88.89
T-16	Ed Moehling	72-69-75-68-284	\$715.00	T-49	Leroy Bonse	77-70-72-70-289	\$101.37	T-80	Herman Keiser	70-72-74-79-295	\$88.89
T-18	George Belli	70-71-68-76-285	\$561.36	T-49	Tim Debaufre	73-70-75-71-289	\$101.36	T-80	Jerry Kreuger	71-73-76-75-295	\$88.89
T-18	Gene Borek	70-69-68-78-285	\$561.36	T-49	Jim Ferriell Jr.	73-73-73-70-289	\$101.37	T-80	Jack Taylor	71-74-74-76-295	\$88.89
T-18	Bob Fry	72-71-70-72-285	\$561.36	T-49	Bob Hamilton	73-70-70-76-289	\$101.36	T-80	Herb Wimberly	71-72-73-79-295	\$88.89
T-18	Joe Jimenez	70-71-72-72-285	\$561.36	T-49	Don Klein	68-72-77-72-289	\$101.36	T-85	Joe Brown	70-76-76-74-296	\$88.89
T-18	Al Mengert	68-70-70-77-285	\$561.36	T-49	John Langford	70-73-74-72-289	\$101.36	T-85	Stan Dudas	73-73-73-77-296	\$88.89
T-18	Eddie Merrins	73-68-72-72-285	\$561.37	T-49	Davis Love Jr.	72-72-76-69-289	\$101.37	T-85	Bob Hold	72-75-74-75-296	\$88.89
T-18	Pat Schwab	72-73-71-69-285	\$561.37	T-49	Chuck Matlack	72-73-73-71-289	\$101.37	T-85	Tal Smith	69-77-76-74-296	\$88.89
T-18	Earl Stewart	71-73-70-71-285	\$561.37	T-49	Jimmy Powell	71-71-71-76-289	\$101.36	T-85	Troy Wright	72-72-74-78-296	\$88.89
T-18	Stan Thirsk	73-71-70-71-285	\$561.37	T-49	Ronnie Reif	72-75-73-69-289	\$101.37	90	Cheston Hall	75-71-77-74-297	\$88.89
T-18	Dick Turner	74-70-69-72-285	\$561.36	T-49	Jack Webb	75-71-72-71-289	\$101.36	T-91	Carroll Armstrong	74-73-77-74-298	\$88.88
T-18	Ernie Vossler	70-68-73-74-285	\$561.36	T-60	Fred Atkins	73-71-72-74-290	\$88.89	T-91	Mike Burke Sr.	70-74-73-81-298	\$88.88
T-29	Stan Brion	72-68-74-72-286	\$450.00	T-60	Walter Porterfield	68-71-76-75-290	\$88.89	T-93	Bill Sporre	74-71-78-77-300	\$88.88
T-29	Ed Davis	72-72-72-70-286	\$450.00	T-60	Skee Riegel	74-72-72-72-290	\$88.89	T-93	Larry Wilkinson	70-77-75-78-300	\$88.88
T-29	Sonny Ridenhour	72-69-71-74-286	\$450.00	T-64	Ken Towns	69-73-75-73-290	\$88.89	95	Alan Artach	75-68-80-81-304	\$88.88
T-32	Duke Gibson	69-73-72-73-287	\$352.50	T-64	Scotty McBeath	68-74-74-74-290	\$88.89				

(The players included in this section is everyone that made at least one cut or played in 4 or more events.)

Player	Best Finish	Years	Rds	Cuts	Top 3	Top 5	Top 10	Top 25	Rds. In 60s	Scoring Avg	Money
Greg Abadie	Cut	4	12	0	0	0	0	0	0	78.33	\$0.00
Bryan Abbott	T-22nd in 1976	7	25	4	0	0	0	1	1	74.32	\$2,464.69
John Aber	T-2nd in 2001	6	22	5	1	1	2	2	2	72.82	\$40,345.00
John Abernethy	Cut	4	10	0	0	0	0	0	0	77.50	\$0.00
Dale Abraham	Cut	4	8	0	0	0	0	0	0	74.50	\$0.00
Roy Abrameit	T-23rd in 1979	4	14	2	0	0	0	1	1	76.14	\$1,355.22
Bob Ackerman	T-18th in 1984	16	53	8	0	0	0	1	2	74.21	\$14,878.50
Rick Acton	3rd in 1985	9	32	8	1	1	2	4	7	72.09	\$33,699.77
Buck Adams	Cut	6	16	0	0	0	0	0	1	75.56	\$0.00
Sam Adams	Cut	4	11	0	0	0	0	0	0	76.45	\$0.00
Tony Adcock	T-44th in 2001	2	8	2	0	0	0	0	0	74.25	\$2,851.66
Bob Afton	T-22nd in 1976	4	13	1	0	0	0	1	0	75.08	\$1,186.00
Jim Ahern	T-24th in 1977	1	4	1	0	0	0	1	0	73.00	\$1,105.00
Michael Ahrensbrak	Cut	4	12	0	0	0	0	0	0	78.25	\$400.00
Jim Albus	2nd in 1980	14	54	12	1	3	4	8	8	72.74	\$46,066.39
Phil Aldridge	T-56th in 1982	6	17	1	0	0	0	0	0	75.88	\$209.43
Carl Alexander	T-39th in 2007	6	16	2	0	0	0	0	0	74.75	\$5,261.25
Lonny Alexander	T-24th in 2008 & '11	6	16	2	0	0	0	2	1	73.44	\$9,030.00
Robin All	T-66th in 1974	3	11	2	0	0	0	0	0	75.82	\$401.00
Don Allan	Cut	2	4	0	0	0	0	0	0	74.00	\$0.00
Simon Allan	Cut	2	4	0	0	0	0	0	0	77.00	\$0.00
Ken Allard	T-10th in 1985	10	34	7	0	0	1	4	4	72.82	\$23,625.79
Jim Allen	T-92nd in 1972	2	5	1	0	0	0	0	1	77.40	\$204.54
John Allen	Cut	9	22	0	0	0	0	0	0	77.86	\$0.00
Paul Allen	Cut	6	15	0	0	0	0	0	0	77.40	\$0.00
Ras Allen	T-48th in 1979	6	19	3	0	0	0	0	2	75.11	\$902.69
Rob Allen	T-58th in 2004	3	11	2	0	0	0	0	1	73.91	\$2,842.50
Colin Amaral	T-24th in 2008	5	16	3	0	0	0	1	2	73.75	\$9,310.00
Tony Amaral	Cut	7	20	0	0	0	0	0	0	79.05	\$0.00
Bill Amundsen	T-16th in 2007	2	6	1	0	0	0	1	1	73.17	\$5,823.33
Billy Anderson	T-39th in 2005	4	12	2	0	0	0	0	0	74.25	\$5,733.75
Bradley Anderson	T-13th in 1971	2	8	2	0	0	0	1	1	72.63	\$1,740.78
Chris Anderson	T-12th in 1995	3	10	1	0	0	0	1	3	71.00	\$5,733.33
J.C. Anderson	T-21st in 2003	7	19	3	0	0	0	1	0	73.47	\$8,877.50
Max Anderson	T-19th in 1977	6	20	2	0	0	0	2	3	75.15	\$2,454.45
Tom Anderson	79th in 1999	6	19	1	0	0	0	0	1	74.68	\$2,510.00
Dale Andreason	T-46th in 1969	1	4	1	0	0	0	0	1	72.75	\$140.41
John Andrews	T-75th in 2008	3	8	1	0	0	0	0	0	76.50	\$1,637.50
Tim Angis	T-30th in 1992	6	21	3	0	0	0	0	2	72.57	\$4,036.87
Jack Anrico	Cut	4	11	0	0	0	0	0	0	77.91	\$0.00
Mike Antonio	Cut	9	26	0	0	0	0	0	2	76.35	\$1,200.00
Greg Antunes	T-58th in 1994	4	13	1	0	0	0	0	1	73.38	\$1,975.00
Jim Applegate	T-70th in 1975	5	16	1	0	0	0	0	1	76.75	\$225.00
John Appleget	T-48th in 2006	10	27	3	0	0	0	0	0	76.67	\$5,072.50
Billy Applewhite	T-61st in 1972	4	11	1	0	0	0	0	1	76.18	\$204.55
Frank Arasin	Cut	4	12	0	0	0	0	0	0	75.67	\$0.00
Carroll Armstrong	T-56th in 1973	4	13	2	0	0	0	0	0	75.00	\$324.88
Ty Armstrong	Cut	3	6	0	0	0	0	0	1	73.83	\$0.00
Sam Arnold	T-13th in 2008 & '09	5	16	3	0	0	0	3	2	72.56	\$23,239.28
Alan Artach	95th in 1968	2	5	1	0	0	0	0	1	76.60	\$88.88
Perry Arthur	T-7th in 1995	14	47	10	0	0	1	2	7	73.53	\$26,066.25
Alan Arvesen	T-49th in 1989	2	7	1	0	0	0	0	0	75.43	\$796.66
Bruce Ashworth	T-13th in 1981	5	19	4	0	0	0	1	1	73.84	\$4,012.28
Tom Atchison	T-27th in 2001	8	24	3	0	0	0	0	2	73.54	\$4,127.50
Fred Atkins	T-60th in 1968	2	7	1	0	0	0	0	0	73.71	\$88.89
Gene Aube	T-75th in 1985	2	7	1	0	0	0	0	0	75.14	\$577.00
George Aubrey Jr.	T-65th in 1973	3	10	1	0	0	0	0	0	75.50	\$236.00
Lawrence Auer	Cut	2	4	0	0	0	0	0	0	75.25	\$0.00
Bob Augustine	Cut	4	12	0	0	0	0	0	0	75.75	\$0.00
Hampton Auld	T-86th in 1978	6	19	2	0	0	0	0	1	75.16	\$372.20
Gregory Avant	T-22nd in 2007	6	17	3	0	0	0	1	1	73.94	\$7,915.47
Clint Avret	Cut	3	6	0	0	0	0	0	0	76.33	\$0.00
Jim Awtrey	T-10th in 1970	2	7	1	0	0	1	1	0	72.71	\$902.00
Tommy Aycock	T-3rd in 1979	17	61	13	1	3	3	4	9	73.07	\$21,333.12
Chad Ayres	Cut	2	4	0	0	0	0	0	0	78.25	\$0.00
Larry Babica	T-16th in 1985	6	17	2	0	0	0	1	1	75.53	\$4,175.00
Merle Backlund	Cut	5	11	0	0	0	0	0	1	75.73	\$0.00
Dave Bahr	T-63rd in 2001	3	8	1	0	0	0	0	0	74.50	\$1,120.00
Bob Bailey	T-23rd in 1992	4	13	2	0	0	0	1	1	74.08	\$10,436.07
Chris Bailey	T-60th in 2005	2	6	1	0	0	0	0	0	78.00	\$1,937.50
Cliff Bailey	90th in 2006	3	9	1	0	0	0	0	0	76.56	\$1,700.00
Jeff Bailey	T-28th in 1986	9	32	6	0	0	0	0	0	74.63	\$4,306.50

SELECTED PLAYER RECORDS

(The players included in this section is everyone that made at least one cut or played in 4 or more events.)

Player	Best Finish	Years	Rds	Cuts	Top 3	Top 5	Top 10	Top 25	Rds. In 60s	Scoring Avg	Money
Scott Bailey	T-76th in 1981	2	7	1	0	0	0	0	0	78.00	\$277.72
Burt Baine	T-66th in 1979	5	17	2	0	0	0	0	0	74.94	\$866.24
Danny Balin	4th in 2010 & '11	2	8	2	0	2	2	2	4	70.00	\$55,000.00
Gary Baker	T-10th in 1980	12	38	2	0	0	1	1	0	75.34	\$3,159.43
John Baker	Cut	5	13	0	0	0	0	0	0	77.31	\$400.00
Michael Baker	T-17th in 2004	2	6	1	0	0	0	1	0	73.17	\$4,800.00
Pat Baker	T-93rd in 1974	2	7	1	0	0	0	0	0	74.43	\$165.00
Ralph Baker	T-21st in 1973	7	23	2	0	0	0	1	1	75.96	\$1,332.45
Ron Baker	T-65th in 1980	4	14	2	0	0	0	0	1	76.29	\$655.61
Mike Baker Jr.	T-8th in 1999	6	18	3	0	0	1	1	3	74.06	\$11,146.50
Ron Bakich	T-45th in 1974	3	9	1	0	0	0	0	0	75.33	\$300.46
Stan Ball	T-75th in 1985	1	4	1	0	0	0	0	0	74.00	\$577.00
Steve Ball	T-49th in 1993	7	24	3	0	0	0	0	0	74.75	\$3,780.50
Gary Balliet	T-11th in 1983	2	8	2	0	0	0	1	0	74.63	\$3,527.72
Mike Ballo	T-39th in 1984	6	23	5	0	0	0	0	3	73.83	\$1,714.04
Stan Baluik	T-35th in 1972	4	13	2	0	0	0	0	0	74.31	\$851.50
Bill Baraban	Cut	4	12	0	0	0	0	0	0	78.92	\$400.00
Luca Barbato	T-89th in 1973	6	17	1	0	0	0	0	0	77.41	\$236.00
David Barber	T-3rd in 1979	11	39	6	1	1	2	3	4	73.44	\$14,492.50
Jack Barber	Cut	4	12	0	0	0	0	0	0	76.50	\$0.00
Jerry Barber	T-7th in 1973	9	22	3	0	0	1	2	0	73.64	\$4,931.89
Jim Barber	T-75th in 1972	7	18	2	0	0	0	0	1	76.67	\$387.88
Tom Barber	95th in 1971	5	16	2	0	0	0	0	0	77.19	\$400.92
Mike Barge	T-55th in 1998	11	34	3	0	0	0	0	1	74.41	\$4,800.00
Jack Barger	T-84th in 1984	6	19	1	0	0	0	0	2	76.16	\$425.00
Pete Barker	T-57th in 1970	2	8	2	0	0	0	0	1	73.88	\$162.33
Paul Barkhouse	T-8th in 1977	12	37	1	0	0	1	1	1	75.73	\$2,280.00
Eric Barlow	T-59th in 2009	1	4	1	0	0	0	0	0	72.75	\$2,028.00
Ross Barnes	Cut	7	21	0	0	0	0	0	0	78.43	\$1,200.00
Michael Barnett	T-94th in 1991	2	7	1	0	0	0	0	2	72.71	\$972.00
Bob Barto	T-47th in 1976	1	4	1	0	0	0	0	0	73.00	\$314.45
Louis Bartoletti	T-13th in 1991	6	20	3	0	0	0	1	2	74.00	\$9,521.00
Tim Basel	Cut	3	6	0	0	0	0	0	0	76.50	\$0.00
Richard Bassett	T-33rd in 1981	4	14	2	0	0	0	0	2	74.43	\$1,439.77
Dan Bateman	2nd in 1996	4	15	3	1	1	2	2	7	70.67	\$31,550.00
Jeff Batson	T-37th in 1994	3	11	2	0	0	0	0	1	72.82	\$2,255.00
Gary Battistoni	T-94th in 1991	3	10	1	0	0	0	0	1	75.70	\$972.00
Mel Baum	T-10th in 1990 & '93	11	38	6	0	0	2	2	7	73.50	\$19,580.22
Doug Bauman	T-41st in 1985	8	27	4	0	0	0	0	3	74.33	\$3,746.37
Peter Baxter	Cut	6	16	0	0	0	0	0	1	77.50	\$0.00
Rex Baxter	Winner in 1970	20	51	7	1	2	3	5	6	74.06	\$19,100.41
George Bayer	T-41st in 1973	7	22	3	0	0	0	0	1	75.59	\$768.40
Frank Beard	T-23rd in 1983	2	7	1	0	0	0	1	0	74.57	\$1,300.00
Ray Beattie	T-87th in 1972	1	4	1	0	0	0	0	0	75.75	\$204.54
Gary Bebelaar	83rd in 2009	1	4	1	0	0	0	0	0	74.25	\$1,475.00
Larry Beck	T-65th in 1973	2	7	1	0	0	0	0	0	76.29	\$236.00
Steve Behr	T-72nd in 1990	2	7	1	0	0	0	0	0	74.57	\$665.00
George Bellino	T-7th in 1976	18	65	11	0	0	1	5	5	74.43	\$9,163.88
Bob Below	T-76th in 1973	3	9	1	0	0	0	0	0	75.89	\$236.00
Jeff Bender	T-69th in 2008	1	4	1	0	0	0	0	0	73.75	\$1,787.50
Mike Bender	T-44th in 1994	5	16	2	0	0	0	0	0	74.38	\$3,273.81
Joe Benevento	T-39th in 1978	2	8	2	0	0	0	0	2	73.50	\$893.11
Bob Benning	T-61st in 1971	3	9	1	0	0	0	0	0	76.22	\$191.50
Frank Bensel	T-16th in 2009	11	35	7	0	0	0	2	3	73.83	\$22,022.50
Bobby Benson	3rd in 1974	12	43	7	1	1	1	2	4	74.28	\$11,402.28
Steve Benson	2nd in 1977 & '82	13	44	5	2	2	3	4	4	74.05	\$28,112.72
Scott Bentley	T-21st in 1990	5	17	2	0	0	0	1	2	73.35	\$4,486.43
Ryan Benzel	T-2nd in 2007	5	18	4	1	3	3	4	6	71.33	\$98,737.50
Tim Berg	T-32nd in 1969	5	18	3	0	0	0	0	0	74.61	\$520.32
Tillman Berg Jr.	T-52nd in 1972	3	10	1	0	0	0	0	1	76.90	\$204.55
Duane Bergstrom	T-97th in 1970	2	6	1	0	0	0	0	0	76.67	\$71.43
Nick Berklich	T-52nd in 1972	7	22	2	0	0	0	0	2	74.91	\$369.55
John Bermel	T-21st in 1995	15	47	8	0	0	0	3	3	73.70	\$22,037.67
Craig Berner	T-39th in 2005	2	8	2	0	0	0	0	1	75.13	\$4,487.50
Don Berry	T-2nd in 2001	12	38	7	2	2	3	5	5	73.13	\$64,130.00
Scott Bess	T-5th in 1987	8	30	6	0	1	3	5	5	72.93	\$27,446.25
Paul Bessler	T-84th in 1980	4	13	1	0	0	0	0	0	77.23	\$230.61
Bob Betley	2nd in 1986	6	21	3	1	1	2	2	0	73.76	\$29,065.00
Ron Beurmann	T-27th in 2004	13	37	4	0	0	0	0	1	74.54	\$7,284.04
Miguel Biamon	T-31st in 1993	6	21	3	0	0	0	0	2	73.05	\$3,881.66
Roy Biancalana	T-11th in 2004	4	10	1	0	0	0	1	0	75.00	\$8,400.00
Mike Bibb	T-58th in 1989	2	7	1	0	0	0	0	1	75.14	\$708.33

PGA PROFESSIONAL NATIONAL CHAMPIONSHIP

(The players included in this section is everyone that made at least one cut or played in 4 or more events.)

Player	Best Finish	Years	Rds	Cuts	Top 3	Top 5	Top 10	Top 25	Rds. In 60s	Scoring Avg	Money
Stan Bickel	T-27th in 1998	4	10	1	0	0	0	0	1	75.00	\$2,485.00
John Bierkan	T-76th in 2011	1	4	1	0	0	0	0	0	74.00	\$1,587.50
Don Bies	T-10th in 1968	1	4	1	0	0	1	1	2	70.00	\$975.00
Bob Bilbo	Cut	5	14	0	0	0	0	0	0	78.21	\$400.00
Paul Biocini	105th in 1970	4	12	1	0	0	0	0	0	77.25	\$71.43
Jeff Bisbee	Cut	3	6	0	0	0	0	0	0	75.00	\$0.00
Greg Bisconti	T-13th in 2007 & '09	5	18	4	0	0	0	3	2	72.11	\$26,154.28
Bill Bisdorf	T-15th in 1970	2	7	1	0	0	0	1	0	74.71	\$717.50
Vince Bizik	T-10th in 1976	11	36	4	0	0	1	1	0	75.19	\$3,759.50
Chris Black	Cut	4	8	0	0	0	0	0	0	76.63	\$0.00
Mark Black	Cut	7	19	0	0	0	0	0	0	76.42	\$400.00
James Blair	T-6th in 2001	14	44	7	0	0	2	5	3	73.84	\$32,674.25
Jim Blakeley	T-80th in 1968	1	4	1	0	0	0	0	0	73.75	\$88.89
Homero Blancas	T-46th in 1982	1	4	1	0	0	0	0	0	74.50	\$379.71
Phil Bland	T-19th in 1994	5	18	3	0	0	0	1	2	72.72	\$6,573.85
Rich Bland	T-12th in 1973	1	4	1	0	0	0	1	0	73.00	\$1,850.00
Bob Blean	T-27th in 2004	4	16	4	0	0	0	0	3	73.06	\$6,905.15
H.-Carlton Blewett	T-88th in 1994	2	7	1	0	0	0	0	0	73.86	\$997.50
Monty Blodgett	T-89th in 1970	1	4	1	0	0	0	0	0	75.75	\$71.43
Dale Boggs	Cut	4	12	0	0	0	0	0	0	79.25	\$0.00
Martin Bohlen	T-23rd in 1983	5	18	3	0	0	0	1	1	74.50	\$2,175.86
Bob Boldt	T-53rd in 1976	3	7	1	0	0	0	0	1	76.14	\$183.34
Charlie Bolling	T-28th in 1997	7	21	2	0	0	0	0	2	74.24	\$3,930.00
Ray Bolo	Cut	5	14	0	0	0	0	0	0	78.36	\$0.00
Tommy Bolt	T-4th in 1969 & '70	4	13	3	0	2	3	3	5	70.38	\$4,724.99
Paul Bondeson	T-97th in 1970	2	6	1	0	0	0	0	0	75.67	\$71.43
Gene Bone	T-25th in 1972	5	16	2	0	0	0	1	1	74.19	\$1,200.00
Gene Boni	T-58th in 1979	4	14	2	0	0	0	0	0	74.36	\$833.82
Leroy Bonse	T-49th in 1968	1	4	1	0	0	0	0	0	72.25	\$101.37
Eric Booker	T-12th in 1995	4	16	4	0	0	0	1	3	72.31	\$8,662.18
Jim Booros	T-43rd in 1986 & '97	6	19	2	0	0	0	0	2	74.47	\$3,491.00
Gene Borek	T-3rd in 1980	18	65	13	1	1	5	7	13	73.17	\$22,654.05
Charles Borner Jr.	Cut	9	27	0	0	0	0	0	2	76.59	\$400.00
Nic Borojevich	T-70th in 1993	3	10	1	0	0	0	0	0	74.80	\$1,065.00
Joe Boros	T-33rd in 2000	8	26	4	0	0	0	0	0	75.31	\$7,456.83
Bob Borowicz	T-4th in 1990	11	41	9	0	0	2	4	9	72.20	\$37,931.28
Harvey Bostic	Cut	7	21	0	0	0	0	0	0	80.10	\$0.00
Ray Bostich	T-84th in 1969	3	8	1	0	0	0	0	1	75.75	\$90.90
Rafe Botts	T-56th in 1973	2	7	1	0	0	0	0	0	76.57	\$236.00
Casey Bourque	T-69th in 2009	1	4	1	0	0	0	0	0	73.25	\$1,750.00
Steven Bowen	T-15th in 1989	6	21	3	0	0	0	1	2	73.86	\$6,642.69
George Bowman	T-3rd in 1993	8	20	3	1	1	1	2	5	72.65	\$20,377.08
Steve Bowman	T-43rd in 1997	4	12	2	0	0	0	0	3	74.75	\$2,107.50
Bob Boyd	Winner in 1988	20	73	16	1	3	5	11	11	72.45	\$99,516.40
Bob Boyle	T-57th in 1992	3	9	1	0	0	0	0	1	73.89	\$780.00
Dennis Bradley	T-45th in 1974	19	57	4	0	0	0	0	0	75.49	\$1,039.22
Jackson Bradley	T-23rd in 1969	1	4	1	0	0	0	1	0	71.75	\$517.50
Dick Bradow	Cut	11	33	0	0	0	0	0	0	76.00	\$800.00
Steve Brady	T-18th in 2000	12	38	6	0	0	0	3	2	74.03	\$13,087.59
Donald Branca	T-49th in 1980	2	8	2	0	0	0	0	0	75.25	\$543.57
Van Brandt	Cut	2	5	0	0	0	0	0	0	75.00	\$400.00
Leigh Brannan	T-66th in 1996	6	16	1	0	0	0	0	2	76.75	\$1,993.85
Tommy Brannen	T-23rd in 1987	9	33	6	0	0	0	1	4	73.30	\$8,931.05
Bill Brask	T-44th in 1987	9	29	2	0	0	0	0	2	74.07	\$2,225.00
Bob Bratzler	T-16th in 1974	2	7	1	0	0	0	1	0	75.00	\$1,470.00
Tim Brauch	T-52nd in 1990	7	25	4	0	0	0	0	0	75.20	\$2,571.50
Bobby Bray	Cut	7	21	0	0	0	0	0	1	77.10	\$800.00
Jerry Breaux	T-46th in 1977	6	22	4	0	0	0	0	1	74.18	\$1,018.56
Sam Brewer	T-39th in 1978	3	11	2	0	0	0	0	0	73.27	\$919.32
Will Brewer	T-52nd in 1996	7	23	3	0	0	0	0	1	74.17	\$3,605.00
Don Brigham	T-19th in 1987	9	29	3	0	0	0	2	3	74.83	\$6,032.44
Stan Brion	2nd in 1973	6	22	4	1	1	1	1	2	74.05	\$10,698.34
Craig Brischke	T-54th in 2009	6	17	2	0	0	0	0	0	74.65	\$4,577.15
Bill Britton	T-17th in 2004	2	8	2	0	0	0	1	0	72.88	\$7,420.00
Bill Brodell	T-23rd in 1987	11	34	1	0	0	0	1	2	76.03	\$3,167.00
Billy Brown	T-35th in 1996	1	4	1	0	0	0	0	1	70.25	\$1,343.75
Charlie Brown	T-56th in 2006	5	14	2	0	0	0	0	2	74.43	\$3,975.00
Joe Brown	T-85th in 1968	3	8	1	0	0	0	0	0	74.88	\$88.89
Mark Brown	2nd in 2000 & '01	11	37	8	2	2	2	3	4	73.03	\$62,047.68
Bob Brue	T-7th in 1971	8	29	6	0	0	1	4	5	72.72	\$8,304.55
Bob Bruno	2nd in 1972	12	41	7	1	3	3	3	7	73.20	\$18,930.03
Dave Bryan	Cut	7	21	0	0	0	0	0	0	77.19	\$800.00

SELECTED PLAYER RECORDS

(The players included in this section is everyone that made at least one cut or played in 4 or more events.)

Player	Best Finish	Years	Rds	Cuts	Top 3	Top 5	Top 10	Top 25	Rds. In 60s	Scoring Avg	Money
Larry Bryan	Cut	2	4	0	0	0	0	0	0	75.75	\$0.00
George-E. Bryan III	T-8th in 1999	7	19	2	0	0	1	1	0	75.32	\$7,811.79
Ben Bryson	84th in 2011	1	4	1	0	0	0	0	0	75.00	\$1,450.00
Jim Buchanan	Cut	6	18	0	0	0	0	0	0	78.17	\$0.00
Brent Buckman	T-28th in 1990	2	8	2	0	0	0	0	2	74.13	\$2,178.17
John Buczek	T-36th in 1976	7	26	5	0	0	0	0	2	74.08	\$2,067.90
Johnny Budwine	T-38th in 1995	1	4	1	0	0	0	0	1	71.75	\$1,100.00
Steve Bull	T-49th in 1973	10	30	3	0	0	0	0	2	75.20	\$723.08
Johnny Bulla	15th in 1968	2	8	2	0	0	0	1	0	71.50	\$1,130.00
Ed Burke	T-75th in 1991	2	7	1	0	0	0	0	2	73.57	\$1,065.00
Edward Burke Jr.	T-85th in 1993	1	4	1	0	0	0	0	1	72.25	\$607.50
Mike Burke Jr.	Winner in 1998	16	59	13	2	2	3	7	13	72.25	\$90,953.92
Mike Burke Sr.	T-30th in 1971	8	28	5	0	0	0	0	3	74.71	\$1,562.03
Walter Burkemo	T-90th in 1971	1	4	1	0	0	0	0	0	75.75	\$191.50
Ken Burnette	Cut	4	11	0	0	0	0	0	0	77.09	\$0.00
Dennis Burns	T-65th in 2007	1	4	1	0	0	0	0	0	74.75	\$1,875.00
Kevin Burton	T-3rd in 2003	11	38	8	1	1	2	4	3	73.11	\$49,140.00
Dick Bury	T-32nd in 1969	1	4	1	0	0	0	0	0	72.25	\$360.00
Pete Busch	T-84 in 2009	2	6	1	0	0	0	0	0	77.17	\$1,437.50
Peter Busch	T-56th in 1987	8	26	3	0	0	0	0	3	74.31	\$2,487.50
John Bushka	T-61st in 2011	2	6	1	0	0	0	0	1	74.33	\$1,950.00
Bill Buttner	T-19th in 1994	1	4	1	0	0	0	1	0	72.25	\$3,750.00
George Buzzini Jr.	Cut	8	22	0	0	0	0	0	0	77.50	\$0.00
Brian Cairns	11th in 2011	6	19	3	0	0	0	1	1	73.32	\$15,797.50
John Calabria	T-11th in 1979	14	47	6	0	0	0	3	3	74.36	\$7,089.11
Matt Call	T-16th in 2007	1	4	1	0	0	0	1	2	72.50	\$5,823.34
Don Callahan	Cut	5	14	0	0	0	0	0	0	76.71	\$0.00
Mitch Camp	T-34th in 1988	8	24	2	0	0	0	0	1	75.00	\$3,020.00
Chris Campbell	T-34th in 1997	5	18	4	0	0	0	0	2	74.78	\$4,595.00
Douglas-J. Campbell	T-5th in 1979	8	27	3	0	1	1	1	2	73.81	\$6,674.00
Joe Campbell	T-69th in 1972	1	4	1	0	0	0	0	1	74.75	\$204.55
Larry Campbell	Cut	7	17	0	0	0	0	0	0	77.35	\$0.00
Robert Campbell	Cut	4	12	0	0	0	0	0	0	76.33	\$800.00
Bob Camron	T-32nd in 1973	1	4	1	0	0	0	0	1	74.00	\$791.11
Todd Camplin	T-20th in 2011	2	6	1	0	0	0	1	1	72.33	\$5,310.00
Ty Caplin	T-69th in 1970	4	12	1	0	0	0	0	1	75.58	\$71.43
Mike Caporale	T-21st in 1995	3	9	1	0	0	0	1	1	73.56	\$3,671.43
George Capoun	T-69th in 1970	3	10	1	0	0	0	0	0	76.70	\$71.43
David Carazo	Cut	5	15	0	0	0	0	0	0	76.73	\$400.00
Joe Cardenas	T-16th in 1968	10	35	5	0	0	0	1	4	74.91	\$2,535.14
David Carich	T-85th in 1992	3	9	1	0	0	0	0	1	73.89	\$1,017.50
Gary Carle	T-69th in 1970	3	9	1	0	0	0	0	0	76.22	\$71.43
Terry Carlson	T-67th in 1987	6	16	2	0	0	0	0	0	76.44	\$1,515.00
Roy Carmichael	Cut	4	12	0	0	0	0	0	0	75.75	\$800.00
Sam Carmichael	T-9th in 1971	3	11	2	0	0	1	2	0	73.82	\$3,100.00
John Carney	Cut	5	9	0	0	0	0	0	0	79.11	\$0.00
Joseph Carr	T-13th in 1983	10	34	4	0	0	0	2	2	74.59	\$4,399.32
John Carson	106th in 1970	7	22	1	0	0	0	0	0	77.36	\$71.43
Noel Caruso	T-11th in 1989	2	7	1	0	0	0	1	1	72.57	\$6,250.00
Gregory Casagrande	T-55th in 1999	3	8	1	0	0	0	0	0	76.00	\$1,270.00
George Cascino	Cut	6	16	0	0	0	0	0	0	76.88	\$0.00
Chris Case	T-76th in 2011	1	4	1	0	0	0	0	1	74.00	\$1,587.50
Kevin Cashman	T-31st in 1993	5	17	2	0	0	0	0	2	73.47	\$3,030.00
Jim Cassia	T-76th in 1973	2	6	1	0	0	0	0	0	76.00	\$236.00
Ron Castillo	Cut	3	3	0	0	0	0	0	0	79.33	\$0.00
Ron Castillo, Jr.	Cut	7	19	0	0	0	0	0	0	78.53	\$1,200.00
Rocky Catalano	T-52nd in 1998	4	10	1	0	0	0	0	0	75.60	\$1,340.00
Steve Caulkins	T-69th in 1986	5	16	1	0	0	0	0	0	76.19	\$597.00
Chipper Cecil	Cut	5	15	0	0	0	0	0	0	78.53	\$400.00
Greg Cerulli	T-28th in 1989	8	28	4	0	0	0	0	2	73.54	\$5,823.14
Jon Chaffee	T-7th in 1991	10	31	4	0	0	1	1	2	73.19	\$13,113.33
Scott Chaffin	T-72nd in 1987	2	7	1	0	0	0	0	0	74.71	\$575.00
David Champagne	Cut	3	6	0	0	0	0	0	0	74.83	\$0.00
Warren Chancellor	T-60th in 1985	5	17	2	0	0	0	0	0	75.53	\$786.42
Al Chandler	T-15th in 1980	16	60	12	0	0	0	3	4	73.72	\$6,210.64
Toby Chapin	T-67th in 1989	2	7	1	0	0	0	0	0	74.71	\$657.50
Walt Chapman	T-3rd in 1993	6	20	3	1	1	1	2	4	72.75	\$18,003.93
Brien Charter	T-28th in 1984	8	26	3	0	0	0	0	0	74.88	\$2,743.43
Joe Cheves	T-48th in 1975	5	14	2	0	0	0	0	0	74.93	\$427.75
Martin Chuck	Cut	2	5	0	0	0	0	0	0	74.80	\$400.00
David Church	T-47th in 1999	4	11	1	0	0	0	0	0	75.27	\$1,805.00
Jim Cichra	T-19th in 1988	9	28	2	0	0	0	1	2	74.18	\$6,700.00

(The players included in this section is everyone that made at least one cut or played in 4 or more events.)

Player	Best Finish	Years	Rds	Cuts	Top 3	Top 5	Top 10	Top 25	Rds. In 60s	Scoring Avg	Money
Bob Clark	T-75th in 1969	4	11	1	0	0	0	0	0	75.55	\$90.90
Fred Clark	T-76th in 1976	1	4	1	0	0	0	0	1	74.00	\$183.33
George Clark	T-68th in 1971	6	15	1	0	0	0	0	1	75.53	\$191.50
Jimmy Clark	T-75th in 1969	1	4	1	0	0	0	0	0	73.75	\$90.90
Patrick Clark	Cut	2	4	0	0	0	0	0	0	79.25	\$0.00
Tom Clary	T-56th in 1987	6	19	1	0	0	0	0	1	74.58	\$1,050.00
Tom Cleaver	T-8th in 1993	4	14	2	0	0	1	1	4	72.43	\$11,359.09
Craig Clemons	T-39th in 1984	3	11	2	0	0	0	0	1	75.18	\$952.72
Jerry Coats	T-68th in 1984	4	12	1	0	0	0	0	0	75.75	\$425.00
Eric Cobb	T-56th in 2011	3	10	2	0	0	0	0	0	75.10	\$3,815.00
Jim Cochran	Cut	5	13	0	0	0	0	0	0	75.77	\$0.00
Paul Coe Jr.	T-82nd in 1994	1	4	1	0	0	0	0	0	74.50	\$627.50
Herman Coelho	T-64th in 1968	1	4	1	0	0	0	0	0	72.75	\$88.89
Cleve Coldwater	T-16th in 1992	9	29	4	0	0	0	2	1	73.79	\$12,654.17
Chris Cole	T-17th in 1979	4	14	2	0	0	0	1	3	74.07	\$1,643.97
Clayton Cole	T-16th in 1974	10	37	7	0	0	0	3	5	74.38	\$5,016.46
Keith Coleman	T-80th in 2006	1	4	1	0	0	0	0	1	74.25	\$1,512.50
Don Collett	T-67th in 1969	6	15	1	0	0	0	0	0	75.93	\$90.90
Dennis Colligan	T-76th in 2003	4	10	1	0	0	0	0	0	74.80	\$1,187.50
Bill Collins	T-23rd in 1969	8	28	5	0	0	0	1	1	74.04	\$1,776.93
El Collins	Cut	7	20	0	0	0	0	0	0	76.85	\$0.00
Fred Collins	T-89th in 1987	1	4	1	0	0	0	0	0	74.75	\$508.00
Ross Collins	Cut	5	8	0	0	0	0	0	1	76.75	\$0.00
Tim Collins	T-4th in 1983	10	39	9	0	3	4	6	9	72.46	\$24,712.00
Clyde Collins Jr.	T-66th in 1985	1	4	1	0	0	0	0	0	73.75	\$577.00
Jeff Combe	T-38th in 2000	5	16	3	0	0	0	0	2	74.19	\$4,070.00
Michael Combs	T-13th in 2003	3	8	1	0	0	0	1	0	73.88	\$6,625.00
Ken Conant	T-68th in 2004	2	6	1	0	0	0	0	0	75.00	\$1,515.00
Jack Connelly	T-45th in 1974	5	17	2	0	0	0	0	2	74.53	\$483.78
John Connelly	T-43rd in 1977	1	4	1	0	0	0	0	0	73.50	\$530.00
Joe Conrad	Cut	4	10	0	0	0	0	0	0	75.90	\$0.00
Cliff Cook	T-47th in 1971	3	8	1	0	0	0	0	1	74.88	\$279.21
Fred Cook	T-76th in 1976	6	18	1	0	0	0	0	0	76.72	\$183.33
John Cook	T-4th in 1968 & '70	8	26	5	0	2	2	2	4	73.08	\$5,157.57
Mike Cook	T-38th in 1995	8	27	4	0	0	0	0	1	74.26	\$4,770.00
Rodney Cook	T-27th in 2001	5	13	2	0	0	0	0	1	74.85	\$3,885.00
Stan Cooke	T-69th in 1999	4	11	1	0	0	0	0	1	75.82	\$1,403.34
Ross Coon	T-11th in 1969	10	33	4	0	0	0	1	3	74.15	\$2,845.78
Rob Corcoran	T-45th in 2008	1	4	1	0	0	0	0	0	72.75	\$2,465.00
Jon Corliss	Cut	3	6	0	0	0	0	0	0	76.83	\$0.00
Dennis Coscina	T-56th in 1982	11	35	2	0	0	0	0	1	75.34	\$466.25
Mark Costaregni	T-62nd in 2006	8	19	1	0	0	0	0	0	75.47	\$2,762.50
Jeff Coston	T-4th in 2004	12	41	9	0	1	2	4	3	73.39	\$59,222.50
Randall Couch	Cut	4	12	0	0	0	0	0	0	75.17	\$0.00
Steve Coulkins	T-39th in 1984	2	8	2	0	0	0	0	0	74.38	\$952.72
Mark Coward	Cut	4	11	0	0	0	0	0	1	76.73	\$400.00
Charlie Cowell	T-49th in 1993	6	17	2	0	0	0	0	0	73.12	\$2,755.00
Cary Cozby	Cut	2	4	0	0	0	0	0	0	77.50	\$0.00
Chip Craig	T-77th in 2002	6	16	1	0	0	0	0	0	75.63	\$1,030.00
Jeffrey Cranford	T-8th in 2006	2	6	1	0	0	1	1	1	72.00	\$14,250.00
Richard Crawford	3rd in 1981	6	19	1	1	1	1	1	1	74.84	\$10,400.00
Dave Creighton	Cut	3	8	0	0	0	0	0	0	76.75	\$800.00
Burke Cromer	T-56th in 2006	3	10	2	0	0	0	0	1	73.20	\$3,887.50
Bob Crowley	T-30th in 1971	2	7	1	0	0	0	0	1	74.14	\$825.00
Michael Crowley	T-76th in 2010	2	6	1	0	0	0	0	1	77.17	\$1,612.50
Brown Cullen	T-90th in 1969	8	22	1	0	0	0	0	0	76.95	\$90.90
Guy Cullins	T-5th in 1978	1	4	1	0	1	1	1	2	70.25	\$3,214.28
Buster Cupit	T-46th in 1970	2	6	1	0	0	0	0	0	74.67	\$120.78
Red Currie	79th in 1969	1	4	1	0	0	0	0	0	74.00	\$90.90
Jon Cutshall	T-17th in 1979	3	11	2	0	0	0	1	1	74.45	\$1,663.94
Chris Dachisen	T-36th in 1989	12	39	6	0	0	0	0	3	74.28	\$6,944.86
Corky Dahl	T-36th in 1971	4	13	2	0	0	0	0	1	75.15	\$746.43
John Dahl	T-36th in 1983	5	16	2	0	0	0	0	0	74.88	\$2,577.50
John Dalcorobbo	T-33rd in 2002	9	26	3	0	0	0	0	3	73.35	\$4,779.00
John Dalrymple	T-32nd in 1970	2	7	1	0	0	0	0	0	76.00	\$318.00
Doug Dalziel	T-17th in 1977	4	16	4	0	0	0	2	1	73.19	\$4,420.22
Woody Dame	T-24th in 1977	4	14	2	0	0	0	1	1	73.07	\$1,361.82
Lee Daniellan	T-47th in 1992	6	20	2	0	0	0	0	0	74.15	\$1,687.66
Bob Darling Jr.	T-65th in 2004	3	10	1	0	0	0	0	1	74.60	\$2,020.00
Mike Darrell	Cut	2	5	0	0	0	0	0	0	76.00	\$400.00
Bill Davis	T-71st in 1977	6	19	1	0	0	0	0	1	75.47	\$210.64
Doug Davis	T-66th in 1996	2	6	1	0	0	0	0	1	73.83	\$1,193.85

SELECTED PLAYER RECORDS

(The players included in this section is everyone that made at least one cut or played in 4 or more events.)

Player	Best Finish	Years	Rds	Cuts	Top 3	Top 5	Top 10	Top 25	Rds. In 60s	Scoring Avg	Money
Ed Davis	T-29th in 1968	1	4	1	0	0	0	0	0	71.50	\$450.00
Mike Davis	T-25th in 1978	6	19	1	0	0	0	1	2	73.53	\$1,866.67
Scott Davis	T-20th in 1999	9	28	4	0	0	0	2	3	73.79	\$7,331.46
Pete Davison	T-59th in 1975	5	16	3	0	0	0	0	2	75.13	\$618.98
Tom Dawson	T-38th in 1995	5	17	2	0	0	0	0	0	73.00	\$2,122.00
Manuel De La Torre	T-6th in 1968	8	23	2	0	0	2	2	5	74.13	\$2,729.17
Bradley Dean	T-15th in 2008	6	18	2	0	0	0	1	2	72.83	\$9,930.98
Geoffrey Dean	Cut	2	4	0	0	0	0	0	0	75.00	\$0.00
Stuart Deane	T-24th in 2011	3	10	2	0	0	0	1	1	73.00	\$8,280.00
Don Deangelis	Cut	6	18	0	0	0	0	0	0	76.78	\$0.00
Terry Dear	T-28th in 1990	11	39	6	0	0	0	0	3	74.36	\$4,757.37
Tom Deaton	T-98th in 1978	12	35	1	0	0	0	0	1	76.63	\$180.70
Tim Debaufre	T-49th in 1968	3	11	2	0	0	0	0	0	74.27	\$266.36
Adam Decker	T-32nd in 2011	3	8	1	0	0	0	0	1	75.13	\$3,777.00
John Deforest	T-2nd in 1995	5	19	4	1	1	1	1	4	72.37	\$23,967.50
Wayne DeFrancesco	Winner in 2001	15	47	7	1	2	3	5	5	73.72	\$80,160.00
James Deiters	T-43rd in 1996	2	8	2	0	0	0	0	2	73.00	\$2,031.11
Pat Delaney	T-75th in 1986	10	29	1	0	0	0	0	1	75.34	\$1,367.00
Jim Delich	T-61st in 1976	2	7	1	0	0	0	0	0	76.00	\$183.34
Tony DeMaria	T-50th in 2007	2	12	2	0	0	0	0	1	73.75	\$4,140.00
Connie DeMattia	T-30th in 2005	6	16	2	0	0	0	0	0	75.75	\$5,250.00
George(Moe) Demling	T-74th in 1974	8	22	2	0	0	0	0	0	76.95	\$236.43
Lowell Dencer	T-23rd in 1991	2	7	1	0	0	0	1	3	73.43	\$3,228.00
Ralph Denicolo	Cut	5	15	0	0	0	0	0	0	80.40	\$400.00
Kevin DeNike	T-60th in 1998	5	15	2	0	0	0	0	0	75.67	\$2,925.00
Willis Denmark	Cut	5	12	0	0	0	0	0	0	78.67	\$0.00
Robert Deruntz	T-38th in 2000	3	7	1	0	0	0	0	0	76.43	\$1,660.00
Dave Desantis	T-103rd in 1993	1	4	1	0	0	0	0	1	73.50	\$530.00
Michael Deuel	T-68th in 2003	4	12	2	0	0	0	0	0	75.67	\$2,495.00
Jim Dickson	T-10th in 1990	14	45	3	0	0	0	2	6	74.36	\$9,917.00
Scott Dietrich	T-75th in 1988	2	7	1	0	0	0	0	1	74.43	\$627.50
Paul Dietsche	T-58th in 2004	5	19	4	0	0	0	0	1	75.42	\$5,910.00
Keith Dicciani	T-8th in 2009	3	8	1	0	0	1	1	2	72.75	\$13,500.00
Mike Diffley	T-81st in 1988	5	15	1	0	0	0	0	0	75.07	\$1,397.50
John DiMarco	Cut	5	10	0	0	0	0	0	0	75.30	\$0.00
Kent Dinsdale	T-19th in 1994	3	10	1	0	0	0	1	1	73.00	\$4,150.00
Dan Dirico	Cut	6	17	0	0	0	0	0	0	78.29	\$400.00
Gene Dixon	T-54th in 1969	2	7	1	0	0	0	0	0	76.29	\$90.90
Jerry Dixon	T-30th in 1971	1	4	1	0	0	0	0	1	72.75	\$825.00
Cameron Doan	T-33rd in 2008	8	24	3	0	0	0	0	3	74.13	\$9,880.00
Frank Dobbs	T-5th in 2000	10	33	7	0	1	1	3	4	73.58	\$24,320.98
Bruce Dobie	T-61st in 1976	4	13	2	0	0	0	0	1	76.00	\$408.34
Arne Dokka	T-40th in 1983	11	37	4	0	0	0	0	1	75.16	\$1,849.43
Jay Dolan	T-28th in 1981	10	32	3	0	0	0	0	1	75.78	\$2,024.88
Tom Dolby	T-12th in 2002	7	23	4	0	0	0	2	5	73.13	\$14,201.33
Gary Domagalski	T-56th in 1982	2	7	1	0	0	0	0	0	76.57	\$209.43
Michael Domalske	T-59th in 1993	2	7	1	0	0	0	0	1	73.29	\$1,160.00
Tom Doozan	T-44th in 1989	8	25	2	0	0	0	0	0	75.92	\$1,535.43
Clarence Doser	T-86th in 1973	3	10	1	0	0	0	0	0	77.10	\$236.00
Ken Doty	T-43rd in 1981	5	16	1	0	0	0	0	0	77.06	\$525.54
Ed Dougherty	Winner in 1985	4	16	4	1	1	2	3	3	72.06	\$36,021.00
Sean Dougherty	T-8th in 2011	1	4	1	0	0	1	1	2	69.75	\$15,000.00
Gary Downe	T-92nd in 1978	4	13	1	0	0	0	0	0	76.31	\$180.70
Douglas Doxsie	T-52nd in 1990	3	10	2	0	0	0	0	1	73.10	\$1,495.00
Dick Drager	Cut	5	15	0	0	0	0	0	0	78.00	\$400.00
Jack Druga	Cut	4	12	0	0	0	0	0	0	77.00	\$400.00
Tom Ducey	Cut	4	12	0	0	0	0	0	0	76.83	\$400.00
Stan Dudas	T-40th in 1971	8	27	3	0	0	0	0	1	75.56	\$670.32
Bob Duden	T-2nd in 1970	12	45	9	1	1	2	3	4	73.84	\$11,224.30
Jim Duffus	91st in 1975	2	7	1	0	0	0	0	0	80.29	\$225.00
Eric Dugas	T-6th in 2008	3	8	1	0	0	1	1	1	73.25	\$19,100.00
Frank Dully	T-34th in 2010	5	16	3	0	0	0	0	2	73.75	\$6,140.00
Ron Dunham	Cut	4	12	0	0	0	0	0	0	77.25	\$0.00
Tim Dunlavey	T-8th in 2000	4	12	2	0	0	1	1	1	74.08	\$8,187.14
Cotton Dunn	T-35th in 1980	9	29	4	0	0	0	0	0	75.90	\$1,432.56
Steve Dunning	Cut	5	15	0	0	0	0	0	0	76.73	\$0.00
David Duschane	T-19th in 1985	6	20	2	0	0	0	1	1	75.45	\$2,647.43
Bob Duval	T-49th in 1978	4	15	3	0	0	0	0	0	74.33	\$653.65
Paul Earnest	T-16th in 1998	2	6	1	0	0	0	1	0	75.83	\$3,550.00
John Ebersberger	Cut	5	15	0	0	0	0	0	1	75.13	\$0.00
Dave Eger	T-24th in 1977	1	4	1	0	0	0	1	1	73.00	\$1,105.00
William Eggers	Cut	4	11	0	0	0	0	0	1	75.55	\$0.00

PGA PROFESSIONAL NATIONAL CHAMPIONSHIP

(The players included in this section is everyone that made at least one cut or played in 4 or more events.)

Player	Best Finish	Years	Rds	Cuts	Top 3	Top 5	Top 10	Top 25	Rds. In 60s	Scoring Avg	Money
Juan Elizondo	T-19th in 1970	2	7	1	0	0	0	1	1	74.57	\$591.00
Richard Eller	T-59th in 1975	4	13	1	0	0	0	0	0	74.31	\$225.00
Bob Elliott	T-23rd in 1982	7	21	1	0	0	0	1	0	74.14	\$1,216.67
Jamie Elliott	T-18th in 2000	6	17	3	0	0	0	1	1	75.18	\$6,780.00
John Elliott Jr.	T-4th in 1983	3	12	3	0	1	1	2	0	73.08	\$9,975.00
Bob Ellis	T-61st in 1972	3	8	1	0	0	0	0	0	75.38	\$204.55
Wes Ellis	T-42nd in 1972	3	6	1	0	0	0	0	2	73.67	\$398.45
Ken Ellsworth	T-71st in 1983	5	16	1	0	0	0	0	1	75.75	\$277.72
Clare Emery	T-21st in 1973	7	22	3	0	0	0	1	1	74.91	\$1,373.95
Larry Emery	T-5th in 1994	19	66	12	0	1	1	3	3	73.98	\$25,940.78
Jim Empey	T-64th in 2008	4	10	1	0	0	0	0	0	75.20	\$1,900.00
Chris Endres	T-44th in 2009	7	16	1	0	0	0	0	0	74.69	\$2,598.33
Sean English	16th in 2004	4	10	1	0	0	0	1	1	73.90	\$6,000.00
David Engram	Cut	2	4	0	0	0	0	0	0	78.00	\$0.00
James Eoff	T-45th in 1974	4	14	2	0	0	0	0	1	74.21	\$481.15
Charlie Epps	T-6th in 1985	11	41	8	0	0	1	2	3	74.29	\$13,895.41
Scott Erdmann	T-2nd in 2011	1	4	1	1	1	1	1	3	68.50	\$41,000.00
Bill Erfurth	Cut	8	20	0	0	0	0	0	0	76.20	\$0.00
Boomer Erick	T-29th in 2010	2	6	1	0	0	0	0	0	73.50	\$4,125.00
Michael Erickson	T-43rd in 1991	2	7	1	0	0	0	0	2	72.57	\$1,371.00
Randy Erskine	T-29th in 1983	9	28	2	0	0	0	0	0	73.14	\$1,580.86
Todd Erwin	T-65th in 2004	1	4	1	0	0	0	0	0	74.25	\$1,620.00
Bill Eschenbrenner	Cut	5	12	0	0	0	0	0	0	77.25	\$0.00
Bob Eschenbrenner	T-68th in 1971	1	4	1	0	0	0	0	0	74.25	\$191.50
Frank Esposito Jr.	T-19th in 2008	10	28	4	0	0	0	1	4	73.39	\$12,573.75
Don Essig III	T-46th in 1970	5	15	1	0	0	0	0	1	75.60	\$120.78
Jim Estes	T-7th in 1995	6	22	5	0	0	2	2	3	72.36	\$30,724.14
Barry Evans	Winner in 2002	11	36	7	1	1	1	3	4	73.33	\$72,316.25
Chick Evans	T-13th in 1971	6	21	3	0	0	0	2	2	73.38	\$3,098.50
Mike Evans	Cut	7	21	0	0	0	0	0	0	75.86	\$0.00
Mark Evenson	T-11th in 2004	6	15	2	0	0	0	1	1	75.60	\$9,330.00
Larry Every	T-72nd in 1987	1	4	1	0	0	0	0	0	73.75	\$575.00
John Faidley	Cut	2	4	0	0	0	0	0	0	76.25	\$0.00
Jeff Fairfield	T-3rd in 1992	5	18	3	1	1	1	1	6	71.89	\$18,146.25
Eddie Famula	T-6th in 1974	8	27	3	0	0	1	1	3	74.67	\$4,468.78
Bill Farkas	Cut	4	10	0	0	0	0	0	0	77.70	\$0.00
Tony Farmer	T-86th in 1991	1	4	1	0	0	0	0	2	71.25	\$605.00
Don Farquhar	Cut	5	15	0	0	0	0	0	0	75.93	\$0.00
Billy Farrell	T-71st in 1977	3	10	1	0	0	0	0	0	77.90	\$210.64
Sean Farren	T-3rd in 2002	7	22	4	1	1	2	3	1	73.36	\$37,727.14
Greg Farrow	T-4th in 1990	5	18	4	0	1	1	1	2	71.78	\$14,830.34
Mark Faulkner	Cut	5	10	0	0	0	0	0	0	75.30	\$0.00
Mike Felker	T-17th in 1978	7	23	2	0	0	0	1	2	75.13	\$1,658.97
Morris Felker	T-30th in 1977	2	6	1	0	0	0	0	0	73.17	\$791.54
Brad Fellers	Cut	2	4	0	0	0	0	0	0	75.50	\$0.00
Jim Fellner	Cut	4	12	0	0	0	0	0	0	74.67	\$1,200.00
Michael Fergin	T-30th in 2006	3	9	1	0	0	0	0	1	74.56	\$4,135.00
Frank Ferguson Jr.	T-67th in 1995	2	7	1	0	0	0	0	0	74.43	\$1,111.00
Phil Ferranti	T-17th in 1976	8	26	3	0	0	0	2	2	74.38	\$3,449.94
Terry Ferraro	T-83rd in 1990	2	7	1	0	0	0	0	0	75.71	\$1,025.00
Jim Ferree	T-2nd in 1978	9	33	7	1	1	1	2	5	73.15	\$12,997.07
Gene Ferrell	T-16th in 1981	14	47	5	0	0	0	1	1	74.64	\$3,642.64
Jim Ferriell Jr.	T-2nd in 1976	10	35	5	1	1	2	3	2	73.11	\$11,906.37
Denny Ferstler	Cut	5	15	0	0	0	0	0	0	77.93	\$800.00
Mike Fetchick	T-4th in 1970	2	7	1	0	1	1	1	1	73.71	\$1,758.33
Jon Fiedler	Cut	3	8	0	0	0	0	0	1	73.75	\$800.00
Gene Fieger	T-2nd in 1991	15	53	11	1	1	2	4	6	72.92	\$48,859.25
Dave Field	T-54th in 1971	1	4	1	0	0	0	0	0	73.75	\$191.50
Ron Filipowicz	Cut	5	12	0	0	0	0	0	0	80.08	\$0.00
David Findlay	Cut	4	11	0	0	0	0	0	0	76.00	\$0.00
Sherm Finger	Cut	7	21	0	0	0	0	0	0	76.19	\$0.00
Dow Finsterwald	T-8th in 1979	7	25	4	0	0	1	1	2	74.60	\$4,068.53
Darin Fisher	T-68th in 2011	2	6	1	0	0	0	0	1	73.83	\$1,787.50
Jason Fitchet	T-27th in 2000	1	3	1	0	0	0	0	0	74.67	\$2,275.00
Caine Fitzgerald	Cut	3	6	0	0	0	0	0	0	74.17	\$0.00
Caine Fitzgerald	Cut	4	8	0	0	0	0	0	0	74.13	\$0.00
Woody Fitzhugh	T-11th in 1979	13	44	5	0	0	0	2	4	74.00	\$9,197.72
Patrick Fitzsimons	T-22nd in 1989	5	15	2	0	0	0	1	2	74.33	\$4,346.00
Bruce Fleisher	Winner in 1989	2	8	2	1	1	1	1	3	70.50	\$31,968.75
Dave Fleming	Cut	5	14	0	0	0	0	0	1	77.71	\$1,200.00
Mitch Flemming	T-34th in 2010	2	6	1	0	0	0	0	0	73.00	\$3,415.00
Pete Fleming	T-32nd in 1969	5	14	3	0	0	0	0	1	73.79	\$776.50

SELECTED PLAYER RECORDS

(The players included in this section is everyone that made at least one cut or played in 4 or more events.)

Player	Best Finish	Years	Rds	Cuts	Top 3	Top 5	Top 10	Top 25	Rds. In 60s	Scoring Avg	Money
Tim Fleming	T-4th in 2004	16	61	14	0	1	2	5	6	72.92	\$69,622.50
Kyle Flinton	3rd in 2008	4	14	3	1	1	1	2	5	71.50	\$43,690.83
Terry Florence	T-8th in 1979 & '83	13	48	9	0	0	2	4	4	73.00	\$14,628.86
Bill Flynn	T-99th in 1974	5	15	1	0	0	0	0	0	77.00	\$165.00
Norman Flynn	T-41st in 1973	3	9	1	0	0	0	0	1	74.89	\$512.50
Brian Fogt	T-26th in 1996	5	12	1	0	0	0	0	2	74.17	\$2,672.22
Ken Folkes	T-17th in 1976	5	19	4	0	0	0	2	1	73.32	\$3,269.00
Bob Ford	T-2nd in 1983 & '95	24	86	19	2	3	7	9	9	73.03	\$99,435.97
Bobby Ford	T-23rd in 1969	2	7	1	0	0	0	1	0	74.14	\$517.50
Denny Ford	Cut	5	15	0	0	0	0	0	0	77.67	\$0.00
Scott Ford	T-52nd in 2011	1	4	1	0	0	0	0	1	72.50	\$2,255.00
Jamie Fordyce	T-62nd in 1997	5	16	2	0	0	0	0	1	75.25	\$2,560.00
Steve Forrest	T-40th in 1983	2	7	1	0	0	0	0	0	75.86	\$650.00
George Forster	T-55th in 2001	6	16	1	0	0	0	0	1	74.31	\$2,030.00
Ernest Fortner	T-91st in 1970	2	6	1	0	0	0	0	0	77.00	\$71.43
Tom Fortuna	Cut	4	12	0	0	0	0	0	0	76.33	\$1,200.00
Ronald Fox	Cut	4	10	0	0	0	0	0	0	75.80	\$0.00
Jeff Foxx	T-10th in 1985	6	20	2	0	0	1	1	3	73.65	\$7,721.00
Gene Frank	T-47th in 1976	9	28	2	0	0	0	0	1	76.25	\$577.19
Mike Franko	T-63rd in 1984	5	16	2	0	0	0	0	0	73.69	\$1,090.00
Will Frantz	T-3rd in 1992	10	33	5	1	1	1	3	4	73.48	\$23,186.11
Howell Fraser	Winner in 1968	14	51	9	1	1	1	3	8	73.27	\$15,053.20
Greg Frederick	T-21st in 1988	4	14	2	0	0	0	1	0	74.00	\$3,995.96
Jeff Freeman	Winner in 1999	5	17	4	1	2	2	3	1	72.18	\$63,485.00
Ray Freeman	T-6th in 1986	5	20	5	0	0	3	5	2	72.05	\$27,255.46
Terry Frence	T-56th in 1981	1	4	1	0	0	0	0	0	75.25	\$277.72
Tim Fries	Cut	4	10	0	0	0	0	0	0	74.60	\$800.00
John Frillman	T-7th in 1971	21	63	5	0	0	1	2	2	75.16	\$5,035.44
Scott Frisch	T-50th in 2007	4	10	1	0	0	0	0	2	74.10	\$2,390.00
Bob Fry	T-17th in 1969	2	8	2	0	0	0	2	0	71.38	\$1,189.70
Larry Fryer	T-36th in 1976	6	17	1	0	0	0	0	1	75.65	\$627.28
Rich Fulkerson	T-69th in 1986	7	22	1	0	0	0	0	1	76.36	\$997.00
Dale Fuller	T-4th in 1989	5	18	3	0	1	1	1	2	73.78	\$13,475.00
Mark Fuller	T-17th in 1997	12	37	6	0	0	0	2	2	74.00	\$15,436.11
Fred Funk	T-8th in 1986	3	11	2	0	0	1	1	1	73.64	\$8,265.00
Gary Gabrielson	100th in 1990	1	4	1	0	0	0	0	1	76.25	\$550.00
Brian Gaffney	T-8th in 2000	3	11	3	0	0	1	2	0	72.36	\$16,246.67
Bob Gajda	T-42nd in 1968	4	14	2	0	0	0	0	1	74.86	\$365.41
Mal Galletta Jr.	T-8th in 1972	10	33	5	0	0	1	2	4	74.27	\$5,473.56
Bill Galloway	T-46th in 1977	11	37	4	0	0	0	0	1	75.22	\$1,971.04
Bob Galloway	Winner in 1976	10	37	8	1	1	1	4	5	72.84	\$23,145.64
Matt Ganshaw	82nd in 2011	1	4	1	0	0	0	0	0	74.25	\$1,500.00
Gary Gant	T-23rd in 1981	8	26	2	0	0	0	1	2	75.31	\$2,380.00
Mark Gardner	T-34th in 1988	7	20	1	0	0	0	0	0	75.15	\$2,055.00
Tom Garner	T-25th in 1999	4	14	3	0	0	0	1	0	74.50	\$5,155.00
Bill Garrett	T-39th in 1984	8	27	3	0	0	0	0	1	75.33	\$1,162.15
Jim Garrison	Cut	3	5	0	0	0	0	0	0	76.20	\$0.00
Ryan Garrity	T-26th in 2009	3	10	2	0	0	0	0	1	72.60	\$7,225.00
Scott Gates	Cut	6	12	0	0	0	0	0	0	76.58	\$0.00
Bryan Gathright	T-66th in 1991	1	4	1	0	0	0	0	1	70.50	\$705.00
Bob Gaus	2nd in 1998	12	44	10	1	1	2	7	10	72.27	\$69,274.31
Rick Gehr	T-54th in 2003	1	4	1	0	0	0	0	0	74.75	\$1,687.50
Michael Genovese	Cut	6	14	0	0	0	0	0	2	75.14	\$1,042.50
John Gentile	Winner in 1978	17	55	7	1	1	1	2	5	74.22	\$22,534.04
Cory George	Cut	4	11	0	0	0	0	0	0	74.91	\$1,200.00
Ernie George	T-2nd in 1970	10	34	5	1	2	2	2	2	73.94	\$10,897.16
Gene George	T-30th in 1992	3	11	2	0	0	0	0	1	73.00	\$3,575.00
Larry George	T-62nd in 2006	2	6	1	0	0	0	0	0	73.67	\$1,962.50
Terry George	T-86th in 1970 & '73	6	19	2	0	0	0	0	0	77.26	\$307.43
Jim Gerring	T-31st in 1972	6	22	4	0	0	0	0	1	74.77	\$1,829.50
Chris Gers	T-24th in 1970	7	21	3	0	0	0	1	3	75.67	\$976.47
Kevin Giancola	Cut	6	12	0	0	0	0	0	0	76.17	\$0.00
Judd Gibb	T-23rd in 2006	6	19	3	0	0	0	1	2	73.95	\$7,647.50
Rob Gibbons	T-34th in 1988	14	41	5	0	0	0	0	4	74.10	\$5,076.50
Judd Gibb	T-23rd in 2006	7	21	3	0	0	0	1	2	74.38	\$7,647.50
Phil Gibbs	89th in 1969	1	4	1	0	0	0	0	0	75.00	\$90.90
Charlie Gibson	T-64th in 2002	6	19	2	0	0	0	0	1	74.63	\$2,755.00
Duke Gibson	T-32nd in 1968	1	4	1	0	0	0	0	1	71.75	\$352.50
Fred Gibson	T-43rd in 1986	6	21	3	0	0	0	0	0	73.90	\$2,171.00
John Gibson	T-52nd in 2007	5	14	2	0	0	0	0	0	75.21	\$3,749.50
Bill Giese	T-70th in 1975	4	14	2	0	0	0	0	0	75.36	\$296.43
Tom Gieselman	T-88th in 1990	4	13	1	0	0	0	0	2	72.92	\$1,402.50

(The players included in this section is everyone that made at least one cut or played in 4 or more events.)

Player	Best Finish	Years	Rds	Cuts	Top 3	Top 5	Top 10	Top 25	Rds. In 60s	Scoring Avg	Money
Charles Gilbert	T-63rd in 1969	2	7	1	0	0	0	0	0	74.29	\$90.90
Gibby Gilbert	T-2nd in 1990	5	20	5	2	2	2	2	4	72.35	\$38,258.70
Larry Gilbert	Winner in 1981, '82 & '91	20	77	17	7	8	9	12	18	72.00	\$145,917.70
Mike Gill	7th in 2000	6	18	3	0	0	1	1	0	75.11	\$14,341.25
Tony Gill	T-90th in 1996	2	6	1	0	0	0	0	1	72.83	\$1,087.50
Hunt Gilliland	T-28th in 1989	8	28	4	0	0	0	0	3	73.54	\$3,980.50
Mike Gilmore	2nd in 2002	10	30	5	1	1	2	2	4	73.43	\$41,074.28
Robbie Gilmore Jr.	T-14th in 1982	5	18	3	0	0	0	1	2	73.44	\$3,940.21
Richard Gilstad	T-84th in 1984	3	10	1	0	0	0	0	0	76.90	\$425.00
Roger Ginsberg	T-17th in 1978	8	30	7	0	0	0	2	3	73.40	\$5,853.68
Bob Giusti	Cut	5	13	0	0	0	0	0	0	75.38	\$1,200.00
Ronny Glanton	Cut	4	12	0	0	0	0	0	1	75.75	\$800.00
Tom Gleeton	Cut	6	18	0	0	0	0	0	2	74.56	\$800.00
Bailey Glenn	T-64th in 1968	3	10	1	0	0	0	0	0	77.30	\$88.89
George Glenn	T-40th in 1971	14	46	4	0	0	0	0	3	74.98	\$2,520.42
David Glenz	T-3rd in 1986	14	53	11	1	3	5	5	6	72.81	\$42,894.69
Randy Glover	T-3rd in 1975	10	37	7	1	1	3	4	6	73.14	\$14,453.16
Russell Glover	T-8th in 1977	4	14	2	0	0	1	1	1	74.07	\$2,460.70
John Godwin	T-19th in 1992	12	41	6	0	0	0	1	3	74.10	\$8,190.28
Bob Goetz	T-46th in 1977	9	29	5	0	0	0	0	4	74.93	\$985.58
Dick Goetz	T-22nd in 1975	9	29	3	0	0	0	1	1	75.55	\$3,475.50
George Goich	Cut	6	13	0	0	0	0	0	0	76.92	\$400.00
Ted Goin	T-15th in 1989	8	28	4	0	0	0	2	5	73.43	\$8,950.14
Rick Gomes	T-68th in 1994	3	10	1	0	0	0	0	0	74.30	\$1,497.14
Deon Good	T-93rd in 1982	3	10	1	0	0	0	0	1	74.90	\$209.42
Paul Gooden	T-55th in 1983	3	10	1	0	0	0	0	0	75.60	\$277.72
Al Goodrich	T-83rd in 1973	2	7	1	0	0	0	0	0	76.43	\$236.00
Lee Goodworth	Cut	4	12	0	0	0	0	0	0	77.75	\$0.00
Tom Gorman	Cut	4	12	0	0	0	0	0	0	77.33	\$800.00
Jim Gormley	T-45th in 2008	4	10	1	0	0	0	0	1	74.60	\$2,465.00
David Gosiewski	T-15th in 1986	4	13	1	0	0	0	1	0	75.46	\$4,000.00
Steven Gotsche	T-34th in 2009	4	12	1	0	0	0	0	2	72.33	\$6,730.00
Mike Gove	T-15th in 1989	8	26	5	0	0	0	2	3	73.23	\$12,526.23
John Graham	T-35th in 2001	7	24	4	0	0	0	0	2	73.96	\$6,667.14
Bob Grant	T-79th in 1970	4	10	1	0	0	0	0	0	76.00	\$71.43
Doug Graves	93rd in 1975	3	10	1	0	0	0	0	1	78.20	\$225.00
Tim Graves	T-16th in 2009	3	10	2	0	0	0	1	1	72.30	\$8,005.00
Mike Gray	Cut	5	14	0	0	0	0	0	0	75.93	\$800.00
Quinton Gray	T-22nd in 1975	3	10	1	0	0	0	1	0	73.90	\$1,170.00
Thomas Gray	T-15th in 1993	6	21	3	0	0	0	1	2	72.95	\$7,699.33
Albert Green	T-49th in 1978	6	19	3	0	0	0	0	0	74.58	\$664.66
Jeff Green	Cut	3	8	0	0	0	0	0	0	75.88	\$400.00
Todd Greenlee	Cut	4	12	0	0	0	0	0	1	77.67	\$800.00
George Griffin III	104th in 1978	1	4	1	0	0	0	0	0	73.75	\$180.70
Quinn Griffing	T-9th in 2004	10	33	6	0	0	1	2	3	73.76	\$24,379.65
Gary Griggs	T-86th in 1991	2	7	1	0	0	0	0	2	72.43	\$605.00
Craig Griswold	T-69th in 1978	1	4	1	0	0	0	0	0	72.25	\$180.70
Bob Groff	T-16th in 1988	13	45	8	0	0	0	3	5	73.36	\$15,841.00
Gary Groh	T-9th in 1994	15	51	6	0	0	1	3	1	74.71	\$22,268.57
Steve Groves	T-13th in 1991	5	16	2	0	0	0	1	2	73.94	\$6,851.00
David Grygiel	T-103rd in 1993	3	10	1	0	0	0	0	0	77.90	\$530.00
Steven Gotsche	T-34th in 2009	2	6	1	0	0	0	0	1	72.17	\$3,515.00
Keith Guernsey	T-85th in 1976	1	4	1	0	0	0	0	0	74.25	\$183.33
Mark Gurnow	10th in 1987	11	38	6	0	0	1	2	0	74.29	\$14,564.71
Jon Gustin	T-30th in 1977	7	21	2	0	0	0	0	0	74.76	\$972.24
Mark Guttenberg	T-88th in 1981	4	13	1	0	0	0	0	0	76.38	\$677.71
J.-Banks Guyton	Cut	5	14	0	0	0	0	0	0	76.79	\$0.00
John Guyton	T-17th in 2003	4	10	1	0	0	0	1	0	74.50	\$4,437.50
Freddie Haas	T-54th in 1969	1	4	1	0	0	0	0	1	73.00	\$90.90
Jerry Haas	T-12th in 2006	5	16	3	0	0	0	1	2	74.06	\$14,102.50
Dave Haberle	T-21st in 1980	2	7	1	0	0	0	1	0	73.00	\$1,225.00
Ed Habjan	T-86th in 1991	4	13	1	0	0	0	0	2	75.62	\$605.00
Hubby Habjan	T-47th in 1971	9	28	3	0	0	0	0	1	75.14	\$555.20
Ralph Haddad	Cut	4	12	0	0	0	0	0	0	78.67	\$0.00
John Hagemeyer	T-86th in 2006	1	4	1	0	0	0	0	0	74.75	\$1,362.50
Joe Hager	T-82nd in 1994	2	7	1	0	0	0	0	1	73.86	\$1,027.50
Bob Haggerty	T-88th in 1971	6	17	1	0	0	0	0	0	77.82	\$191.50
Bill Hall	T-13th in 1977	15	48	4	0	0	0	1	0	75.19	\$3,645.84
Cheston Hall	90th in 1968	1	4	1	0	0	0	0	0	74.25	\$88.89
Ron Hallett	T-100th in 1970	1	4	1	0	0	0	0	0	76.50	\$71.43
David Hallford	T-67th in 1981	2	7	1	0	0	0	0	0	76.14	\$277.72
Michael Hamblin	T-43rd in 1991	7	20	2	0	0	0	0	3	74.45	\$2,336.00

SELECTED PLAYER RECORDS

(The players included in this section is everyone that made at least one cut or played in 4 or more events.)

Player	Best Finish	Years	Rds	Cuts	Top 3	Top 5	Top 10	Top 25	Rds. In 60s	Scoring Avg	Money
Bill Hamilton	T-79th in 1984	5	16	1	0	0	0	0	0	76.44	\$425.00
Bob Hamilton	T-49th in 1968	1	4	1	0	0	0	0	0	72.25	\$101.36
Jim Hamilton	Cut	5	15	0	0	0	0	0	0	75.60	\$400.00
Laurie Hammer	Winner in 1977	16	59	11	1	1	1	4	4	74.10	\$26,825.20
Mike Hammond	T-77th in 1994	3	9	1	0	0	0	0	0	75.11	\$1,055.00
Phil Hancock	3rd in 1989	3	12	3	1	1	1	1	3	71.33	\$16,480.00
Kirk Hanefeld	T-30th in 1995	7	24	4	0	0	0	0	2	73.96	\$5,472.25
Fred Haney	T-63rd in 1977	3	11	2	0	0	0	0	0	74.09	\$467.46
Dick Hanscom	T-32nd in 1970	6	23	5	0	0	0	0	1	73.74	\$1,285.17
David Hanson	T-70th in 2010	1	4	1	0	0	0	0	0	75.00	\$1,775.00
Jeff Hanson	T-66th in 1996	7	19	1	0	0	0	0	3	73.63	\$1,993.85
Jack Harden	T-80th in 1969	3	8	1	0	0	0	0	0	76.63	\$90.90
Gary Hardin	T-35th in 1985	10	34	4	0	0	0	0	3	74.15	\$4,126.00
Tom Harding	T-41st in 1998	4	10	1	0	0	0	0	0	76.30	\$1,620.00
Fred Harkness	T-56th in 1982	5	16	1	0	0	0	0	0	76.69	\$209.43
Craig Harmon	T-101st in 1982	8	25	1	0	0	0	0	0	76.44	\$609.42
Dick Harmon	T-84th in 1980	5	15	1	0	0	0	0	0	76.40	\$230.61
Michael Harmon	T-90th in 1988	3	10	1	0	0	0	0	0	76.10	\$565.00
Lee Harper	T-13th in 1981	4	16	4	0	0	0	1	1	74.13	\$3,245.60
Mike Harrigan	T-26th in 1994	16	50	5	0	0	0	0	1	74.72	\$4,518.39
Bill Harris	T-78th in 1985	1	4	1	0	0	0	0	1	74.25	\$577.00
Bob Harrison	T-49th in 1978	3	10	1	0	0	0	0	0	74.50	\$663.66
Dutch Harrison	T-29th in 1969	2	8	2	0	0	0	0	2	71.88	\$802.50
Buddy Harston	T-21st in 2002	11	36	4	0	0	0	1	2	74.86	\$6,170.00
Chuck Hart	T-36th in 1976	8	26	4	0	0	0	0	1	75.23	\$1,271.86
Dick Hart	9th in 1968	10	37	8	0	0	1	2	5	73.16	\$5,120.08
Jim Hart	T-69th in 1970	2	7	1	0	0	0	0	0	76.71	\$71.43
Scott Hart	T-48th in 1990	4	13	1	0	0	0	0	0	74.77	\$912.50
Stacey Hart	T-52nd in 1990	5	15	2	0	0	0	0	0	73.13	\$2,010.00
Daryl Hartig	Cut	4	12	0	0	0	0	0	0	76.67	\$800.00
Lenny Hartlage	T-52nd in 1996	2	6	1	0	0	0	0	2	73.33	\$1,315.00
Craig Hartle	T-87th in 1995	2	7	1	0	0	0	0	1	72.57	\$610.00
Rick Hartmann	T-16th in 2002	4	15	4	0	0	0	3	2	72.27	\$14,075.00
Bill Harvey	T-69th in 2009	6	16	2	0	0	0	0	0	75.81	\$2,980.00
Glen Harvey	T-46th in 1970	3	8	1	0	0	0	0	0	74.75	\$120.78
Joe Hasbrouck	T-58th in 1979	3	9	1	0	0	0	0	1	75.11	\$256.82
Terry Hatch	T-7th in 2003	6	19	4	0	0	1	2	2	74.16	\$20,505.00
Jerry Hatfield	T-42nd in 1972	2	7	1	0	0	0	0	0	75.00	\$398.46
Bob Hauer	T-59th in 1986	6	18	1	0	0	0	0	0	76.22	\$1,037.00
Brad Hauer	T-65th in 1999	2	7	1	0	0	0	0	0	76.86	\$1,470.00
Steven Hausmann	T-39th in 2003	9	26	3	0	0	0	0	1	74.88	\$6,567.50
Greg Havill	T-88th in 1994	7	21	1	0	0	0	0	0	75.05	\$1,797.50
Kevin Hayashi	T-27th in 2004	6	18	3	0	0	0	0	1	74.17	\$7,531.54
John-A. Hayes	T-33rd in 2000	11	33	3	0	0	0	0	0	74.70	\$5,221.50
Gary Head	T-18th in 1984	8	26	2	0	0	0	1	0	75.50	\$2,610.00
Don Headings Jr.	T-91st in 1970	2	6	1	0	0	0	0	0	75.83	\$71.43
John Hearn	Cut	3	6	0	0	0	0	0	0	76.67	\$0.00
Scott Hebert	Winner in 2008	5	20	5	1	1	1	4	7	71.05	\$103,059.50
Steve Heckel	T-36th in 1986	11	34	1	0	0	0	0	2	75.09	\$2,221.00
Bobby Heins	T-4th in 1988	13	42	5	0	1	2	3	1	74.14	\$20,313.67
Webb Heintzelman	T-34th in 1988	4	13	2	0	0	0	0	1	73.38	\$2,848.85
Ryan Helminen	T-24th in 2011	4	12	2	0	0	0	1	1	73.25	\$7,960.00
Randy Helton	T-65th in 1999	8	24	2	0	0	0	0	1	74.92	\$2,147.50
Russell Helwig	T-33rd in 1981	11	34	1	0	0	0	0	0	74.76	\$2,012.50
Michael Henderson	T-27th in 2004	3	10	2	0	0	0	0	0	74.40	\$5,711.54
John Hendricks	T-36th in 1990	2	7	1	0	0	0	0	0	73.00	\$1,707.14
Dick Hendrickson	13th in 1969 & '81	8	30	6	0	0	0	2	4	73.50	\$4,160.73
Kip Henley	Cut	5	12	0	0	0	0	0	0	77.25	\$400.00
Geoff Hensley	T-39th in 1984	7	23	2	0	0	0	0	1	75.87	\$931.81
Denny Hepler	T-5th in 1994	12	38	6	0	1	1	3	6	72.97	\$23,043.50
Frank Herrelko	Cut	4	12	0	0	0	0	0	0	77.17	\$0.00
Terry Hertzog	T-38th in 1995	4	12	2	0	0	0	0	0	74.08	\$3,262.00
Thomas Herzan	T-66th in 2005	6	16	1	0	0	0	0	0	76.25	\$2,145.00
Mark Hessler	T-103rd in 1982	1	4	1	0	0	0	0	0	76.50	\$209.42
Bob Hibschan	T-103rd in 1982	4	13	1	0	0	0	0	0	77.77	\$209.42
Justin Hicks	T-23rd in 2010	1	4	1	0	0	0	1	1	72.75	\$4,965.00
John Hickson	T-13th in 1996	10	36	8	0	0	0	4	3	73.22	\$23,140.00
Doug Higgins	T-89th in 1987	2	7	1	0	0	0	0	0	76.14	\$508.00
Mike Higuera	T-36th in 1976	6	21	3	0	0	0	0	0	74.10	\$1,473.27
Dave Hilgenberg	Cut	7	21	0	0	0	0	0	0	76.81	\$400.00
Mark Hill	95th in 1987	1	4	1	0	0	0	0	0	76.75	\$505.00
Dan Hixson	Cut	4	12	0	0	0	0	0	0	75.00	\$1,200.00

PGA PROFESSIONAL NATIONAL CHAMPIONSHIP

(The players included in this section is everyone that made at least one cut or played in 4 or more events.)

Player	Best Finish	Years	Rds	Cuts	Top 3	Top 5	Top 10	Top 25	Rds. In 60s	Scoring Avg	Money
Doug Hixson	T-23rd in 1991	4	14	2	0	0	0	1	3	72.29	\$4,781.33
Blayne Hobbs	T-29th in 2010	2	8	2	0	0	0	0	0	73.13	\$6,075.00
Tim Hobby	T-42nd in 1999	6	16	2	0	0	0	0	0	75.06	\$2,900.00
Craig Hocknull	T-41st in 2008	1	4	1	0	0	0	0	1	72.50	\$2,915.00
Jon Hoecker	T-6th in 1992	6	21	3	0	0	1	1	3	73.43	\$11,709.00
Dick Hoelzer	T-48th in 1975	4	13	1	0	0	0	0	0	74.62	\$262.75
Bob Hold	T-85th in 1968	2	6	1	0	0	0	0	0	73.83	\$88.89
Tony Holguin	T-24th in 1970	10	25	2	0	0	0	1	0	76.68	\$608.40
Tad Holloway	T-6th in 1996	12	37	7	0	0	1	1	2	74.14	\$23,707.78
Thor Holm	T-66th in 1970	1	4	1	0	0	0	0	0	74.50	\$71.43
Kelly Holmes	Cut	4	8	0	0	0	0	0	0	74.00	\$0.00
Perry Holmes	T-50th in 2009	3	8	1	0	0	0	0	0	73.63	\$2,340.00
Barry Holt	T-11th in 1983	2	7	1	0	0	0	1	1	74.43	\$3,250.00
Fred Holton	T-41st in 1998	2	6	1	0	0	0	0	0	74.50	\$1,620.00
Fred Holton Jr.	T-43rd in 1986	5	16	1	0	0	0	0	1	74.50	\$771.00
Herb Hooper	Cut	4	12	0	0	0	0	0	0	75.25	\$0.00
Garry Hopkins	T-12th in 1973	7	21	2	0	0	0	2	0	74.52	\$3,004.44
Rob Horak	T-29th in 1999	6	18	2	0	0	0	0	0	74.89	\$4,362.50
Dick Horgan	Cut	5	15	0	0	0	0	0	1	77.33	\$400.00
John Horne	T-29th in 1999	1	4	1	0	0	0	0	0	74.00	\$2,200.00
Jay Horton	T-13th in 1976	8	26	2	0	0	0	1	2	75.15	\$2,941.54
John Hoskison	T-19th in 1992	1	4	1	0	0	0	1	1	71.25	\$4,125.00
Jennings House	Cut	6	18	0	0	0	0	0	0	75.33	\$0.00
Terry Houser	T-75th in 1991	4	14	2	0	0	0	0	1	74.29	\$1,090.00
Charles Houts	T-52nd in 1972	3	9	2	0	0	0	0	0	75.22	\$429.55
Lee Houtteman	T-68th in 2004	5	14	2	0	0	0	0	2	73.64	\$1,915.00
Kyle Howard	T-40th in 1983	4	14	2	0	0	0	0	1	76.07	\$1,075.00
Steve Howe	T-88th in 1990	9	28	1	0	0	0	0	1	76.25	\$1,002.50
Dick Howell	T-37th in 1970	5	15	1	0	0	0	0	0	76.47	\$285.00
Ray Howell	T-61st in 1971	3	12	3	0	0	0	0	1	75.17	\$498.93
Gary Howlett	92nd in 1973	5	16	1	0	0	0	0	1	78.56	\$236.00
Robert Hoyt	T-11th in 1992	12	45	9	0	0	0	6	8	72.73	\$25,806.48
David Hronek	T-48th in 2011	3	10	2	0	0	0	0	0	74.00	\$4,140.00
Bob Huber	T-41st in 1979	3	10	1	0	0	0	0	3	74.10	\$650.00
Joe Huber	T-78th in 1985	7	22	1	0	0	0	0	1	76.14	\$1,377.00
Pete Huber	T-94th in 1991	1	4	1	0	0	0	0	2	71.75	\$572.00
Charles Huckaby	T-69th in 1978	7	22	1	0	0	0	0	1	75.82	\$180.70
Mark Hughes	T-41st in 1998	3	8	1	0	0	0	0	0	74.50	\$1,620.00
Reed Hughes	Cut	4	11	0	0	0	0	0	2	76.45	\$400.00
Bryan Hughett	T-34th in 1999	4	11	1	0	0	0	0	0	75.36	\$2,301.25
Jeff Hull	T-41st in 2008	5	14	2	0	0	0	0	2	74.21	\$5,535.00
Cary Hungate	T-15th in 1989	14	48	7	0	0	0	2	4	74.23	\$14,420.14
Jeff Hunter	T-41st in 1998	9	26	2	0	0	0	0	0	75.54	\$3,807.50
Rob Hunt	T-43rd in 2011	2	6	1	0	0	0	0	0	73.00	\$2,695.00
Roy Hunter	T-52nd in 1991	5	19	4	0	0	0	0	2	73.16	\$3,232.50
Mike Husby	T-57th in 1978	3	9	1	0	0	0	0	1	75.78	\$180.71
Denis Husse	T-6th in 1982	4	13	1	0	0	1	1	1	76.38	\$6,500.00
David Hutsell	Winner in 2011	7	23	5	1	1	2	3	4	73.65	\$99,426.84
Will Hutter	T-72nd in 1995	2	7	1	0	0	0	0	0	72.57	\$1,077.50
Dick Hyland	T-79th in 1995	3	10	1	0	0	0	0	0	74.60	\$1,050.00
Craig Immel	T-40th in 1983	8	29	5	0	0	0	0	2	74.69	\$2,446.25
Jerry Impellittere	T-41st in 1979	7	23	3	0	0	0	0	1	74.22	\$1,918.61
Stu Ingraham	T-4th in 1995	21	72	14	0	1	3	7	8	72.79	\$64,086.80
Walker Inman Jr.	T-9th in 1971	7	20	4	0	0	1	2	1	73.55	\$3,501.82
Bob Irving	Cut	4	12	0	0	0	0	0	0	77.33	\$0.00
Steve Isley	T-33rd in 2008	5	14	2	0	0	0	0	1	74.00	\$6,438.75
Bill Israelson	T-7th in 1995	10	28	4	0	0	1	1	3	73.64	\$11,589.44
Bob Issler	T-41st in 1979	7	24	3	0	0	0	0	0	74.88	\$1,063.94
Michael Jackmack	T-78 in 2007	1	4	1	0	0	0	0	1	76.25	\$1,587.50
Jeff Jackson	T-34th in 1988	6	19	1	0	0	0	0	0	76.84	\$2,055.00
Joseph-R. Jackson	T-60th in 1995	2	7	1	0	0	0	0	0	72.14	\$1,170.00
John Jackson Jr.	6th in 1980 & '81	11	42	9	0	0	4	5	2	73.24	\$29,591.54
Tommy Jacobs	6th in 1973	6	21	4	0	0	1	3	2	74.24	\$7,284.76
Faber Jamerson	T-2nd in 2011	1	4	1	1	1	1	1	2	68.50	\$41,000.00
Dick James	T-95th in 1976	5	16	1	0	0	0	0	0	74.75	\$183.33
Ron Janney	Cut	5	14	0	0	0	0	0	1	77.50	\$0.00
Lynn Janson	T-11th in 1979	12	46	10	0	0	0	6	5	73.57	\$15,141.08
John Jasinski	T-37th in 1994	6	21	3	0	0	0	0	2	73.57	\$3,380.00
Cass Jawor	T-14th in 1969	14	48	6	0	0	0	1	3	75.15	\$2,378.75
Steve Jenne	94th in 1975	2	7	1	0	0	0	0	0	76.29	\$225.00
Terry Jennings	Cut	7	21	0	0	0	0	0	0	77.29	\$400.00
Randy Jensen	T-60th in 1985	4	14	2	0	0	0	0	1	74.43	\$1,942.00

SELECTED PLAYER RECORDS

(The players included in this section is everyone that made at least one cut or played in 4 or more events.)

Player	Best Finish	Years	Rds	Cuts	Top 3	Top 5	Top 10	Top 25	Rds. In 60s	Scoring Avg	Money
Steve Jensen	T-66th in 1985	3	10	1	0	0	0	0	0	76.00	\$977.00
Marty Jertson	T-5th in 2011	1	4	1	0	1	1	1	1	69.50	\$20,483.33
Rick Jetter	T-63rd in 1969	5	16	2	0	0	0	0	0	74.44	\$162.33
Vince Jewell	T-15th in 2008	2	8	2	0	0	0	1	2	72.50	\$8,046.25
David Jimenez	2nd in 1975	8	26	4	1	1	1	3	6	73.04	\$13,385.60
Joe Jimenez	T-17th in 1969	12	43	8	0	0	0	3	3	73.70	\$3,822.62
Travis Johns	T-64th in 2009	2	5	1	0	0	0	0	1	73.40	\$1,900.00
Audie Johnson	Cut	2	4	0	0	0	0	0	0	74.75	\$0.00
Brent Johnson	T-50th in 2009	6	17	1	0	0	0	0	0	74.24	\$3,140.00
Chip Johnson	T-9th in 2005	4	16	4	0	0	1	2	3	72.31	\$24,581.54
Chris Johnson	Cut	2	4	0	0	0	0	0	0	73.50	\$0.00
Christopher D. Johnson	75th in 2011	1	4	1	0	0	0	0	1	73.75	\$1,675.00
Clayton Johnson	T-81st in 1972	3	9	1	0	0	0	0	1	75.44	\$204.54
Drue Johnson	T-5th in 1994	10	34	4	0	1	1	3	1	74.32	\$17,155.00
Gene Johnson	102nd in 1970	5	11	1	0	0	0	0	0	79.82	\$71.43
Gordon Johnson	T-20th in 1991	10	30	3	0	0	0	1	3	73.93	\$7,173.50
Howie Johnson	T-58th in 1979	1	4	1	0	0	0	0	0	72.25	\$256.82
Jim Johnson	Cut	5	15	0	0	0	0	0	0	76.13	\$0.00
Scott Johnson	T-66th in 2005	3	10	2	0	0	0	0	0	76.70	\$3,260.00
Terry Johnson	T-96th in 1996	2	6	1	0	0	0	0	2	74.50	\$1,067.50
Tony Johnson	T-39th in 2007	1	4	1	0	0	0	0	0	73.50	\$2,921.25
Willis Johnson	T-79th in 1974	2	6	1	0	0	0	0	0	75.33	\$165.00
Bill Johnston	T-10th in 1970	4	11	1	0	0	1	1	2	73.73	\$902.00
Al Jones	T-84th in 1969	6	18	1	0	0	0	0	0	75.89	\$90.90
Bob Jones	Cut	6	18	0	0	0	0	0	1	76.39	\$0.00
Gordon Jones	T-45th in 1974	3	11	2	0	0	0	0	1	75.27	\$603.78
Gregg Jones	T-9th in 1992	14	51	10	0	0	1	5	5	73.00	\$27,917.33
Jeff Jordan	T-44th in 2005	5	16	3	0	0	0	0	1	74.13	\$6,405.00
John Joseph	T-39th in 1984	11	37	4	0	0	0	0	0	75.27	\$1,473.28
Mike Joyce	T-21st in 1972	9	29	2	0	0	0	1	0	75.41	\$1,361.00
Tom Joyce	T-22nd in 1975	20	67	8	0	0	0	3	4	74.21	\$10,235.93
Steve Jurick	T-50th in 1995	3	10	1	0	0	0	0	0	73.10	\$1,655.00
Brad Kai	99th in 1992	7	22	1	0	0	0	0	1	75.86	\$1,355.00
John Kalinka	Cut	4	11	0	0	0	0	0	0	76.36	\$0.00
Mike Kallam	T-10th in 1990	13	44	5	0	0	0	2	3	74.14	\$11,421.57
Tony Kaloustian	T-12th in 1978	5	17	2	0	0	0	1	2	74.00	\$2,805.00
James Kane	T-12th in 2006	8	28	5	0	0	0	1	3	73.61	\$19,378.33
Samuel Kang	T-69th in 2008	3	8	1	0	0	0	0	0	74.75	\$1,787.50
Rick Karbowski	T-23rd in 1982	3	12	3	0	0	0	1	0	75.17	\$4,141.67
Kyle Karnow	T-75th in 2002	1	4	1	0	0	0	0	0	76.25	\$1,090.00
Bob Kave	T-40th in 1997	3	12	3	0	0	0	0	2	72.92	\$3,190.00
Chris Kaufman	T-45th in 2008	2	8	2	0	0	0	0	1	74.13	\$4,077.50
Charles Keating	T-13th in 1976	5	16	2	0	0	0	1	1	74.25	\$2,344.54
Herman Keiser	T-40th in 1971	3	8	2	0	0	0	0	0	73.50	\$598.89
Bob Keller	T-61st in 1971	7	17	1	0	0	0	0	1	76.12	\$191.50
Ken Kelley	T-59th in 1999	6	17	2	0	0	0	0	0	76.24	\$2,757.50
Kyle Kelly	T-45th in 2008	3	8	1	0	0	0	0	0	73.38	\$2,465.00
Tony Kelley	T-8th in 2000	12	34	3	0	0	1	1	2	76.06	\$9,465.00
Al Kelley Jr.	T-15th in 1970	14	47	5	0	0	0	1	2	75.02	\$2,196.72
Brian Kelly	T-8th in 1996	9	30	5	0	0	1	1	4	73.00	\$13,359.09
Paul Kelly	T-37th in 1970	4	9	1	0	0	0	0	1	75.33	\$285.00
Shawn Kelly	3rd in 2000	7	26	6	1	1	1	3	3	72.81	\$31,881.67
Paul Kemps	T-52nd in 1990	4	13	1	0	0	0	0	0	74.08	\$1,230.00
Dave Kendall	T-47th in 1992	10	29	1	0	0	0	0	2	75.93	\$1,691.00
John Kendall	T-52nd in 2007	2	6	1	0	0	0	0	0	74.17	\$2,162.00
Bill Kennedy	T-43rd in 1981 & '91	10	37	7	0	0	0	0	5	74.00	\$3,070.81
Roger Kennedy	T-5th in 1979	11	41	8	0	1	2	2	1	73.90	\$12,948.05
Stephen Keppler	T-8th in 1996 & '99	13	43	9	0	0	3	5	7	72.95	\$36,944.84
Darrell Kestner	Winner in 1996	20	71	15	2	4	5	10	11	72.30	\$138,036.15
George Keyes	T-80th in 1969	2	7	1	0	0	0	0	0	75.29	\$90.90
Jack Kiefer	T-12th in 1975	7	25	4	0	0	0	2	2	73.56	\$6,765.82
Jim Kiely	T-16th in 1981	1	4	1	0	0	0	1	1	73.75	\$1,900.00
Dick Killiam	T-81st in 1971	1	4	1	0	0	0	0	0	75.00	\$191.50
Eddie Kilthau	T-72nd in 1995	1	4	1	0	0	0	0	1	72.75	\$677.50
Karl Kimball	T-13th in 1998	5	16	3	0	0	0	3	2	73.56	\$11,026.25
Bill King	T-16th in 1988	10	32	3	0	0	0	1	1	73.69	\$7,426.00
Claude King	T-17th in 1969	6	18	3	0	0	0	1	1	74.83	\$1,463.33
Jim King	T-6th in 1982	7	27	6	0	0	1	4	3	73.00	\$12,769.32
Larry King	T-63rd in 1983	12	36	3	0	0	0	0	0	76.53	\$3,290.22
Steve King	T-39th in 1984	3	11	2	0	0	0	0	0	75.36	\$1,240.00
Frank Kiraly	T-32nd in 1968	2	6	1	0	0	0	0	1	72.33	\$352.50
John Kirchner	T-32nd in 1982	3	10	1	0	0	0	0	1	74.30	\$850.00

(The players included in this section is everyone that made at least one cut or played in 4 or more events.)

Player	Best Finish	Years	Rds	Cuts	Top 3	Top 5	Top 10	Top 25	Rds. In 60s	Scoring Avg	Money
Mark Kirk	Cut	7	20	0	0	0	0	0	0	77.60	\$800.00
Don Klein	T-49th in 1968	5	15	2	0	0	0	0	2	74.53	\$172.79
Bob Klein Jr.	T-32nd in 1987	8	26	2	0	0	0	0	1	74.35	\$3,897.00
Mark Klement	75th in 2000	2	5	1	0	0	0	0	0	76.60	\$950.00
Joseph Klinchcock	T-23rd in 2002	2	6	1	0	0	0	1	0	74.67	\$2,906.25
John Klocksin	Cut	4	10	0	0	0	0	0	1	75.00	\$400.00
Darrel Knicely	T-92nd in 1978	5	15	1	0	0	0	0	0	79.07	\$180.70
Fred Knoebel Jr.	97th in 1994	4	13	1	0	0	0	0	0	76.23	\$565.00
Jim Knoesel	T-27th in 1998	2	7	1	0	0	0	0	0	73.71	\$2,485.00
Charles Knowles	T-85th in 1971	3	10	1	0	0	0	0	0	74.90	\$191.50
Shawn Koch	T-29th in 2009	2	8	2	0	0	0	0	2	72.00	\$6,240.00
Tom Kochan	Cut	4	10	0	0	0	0	0	1	74.70	\$0.00
Dan Koesters	T-35th in 2001	5	15	1	0	0	0	0	0	73.47	\$2,260.00
Harold Kolb	T-79th in 1974	5	16	1	0	0	0	0	0	76.38	\$165.00
Todd Kolb	T-34th in 2003	8	25	4	0	0	0	0	2	73.72	\$8,315.00
Ted Kondratko	Cut	4	12	0	0	0	0	0	0	78.08	\$0.00
Mike Korich	T-46th in 1969	2	5	1	0	0	0	0	1	73.60	\$140.41
Joe Kotlarczyk	T-73rd in 1968	3	9	1	0	0	0	0	0	76.78	\$88.89
Art Kraft	105th in 1978	3	10	1	0	0	0	0	0	75.10	\$180.70
Mike Krak	T-12th in 1968	2	6	1	0	0	0	1	1	72.00	\$875.00
Tim Krapfel	Cut	7	15	0	0	0	0	0	0	76.67	\$400.00
Kurt Kretchman	T-85th in 1983	4	13	1	0	0	0	0	0	78.08	\$277.71
Jerry Kreuger	T-80th in 1968	1	4	1	0	0	0	0	0	73.75	\$88.89
Phil Krick	Cut	7	20	0	0	0	0	0	0	76.90	\$0.00
Ken Krieger	T-30th in 1992	10	29	3	0	0	0	0	1	74.00	\$4,425.00
Ed Kroll	T-32nd in 1968 & '70	10	33	5	0	0	0	0	5	74.82	\$1,211.91
Wally Kuchar	T-34th in 1988	2	8	2	0	0	0	0	0	74.38	\$1,852.00
Jon Kudysch	Cut	4	12	0	0	0	0	0	0	74.92	\$400.00
Mike-F. Kullberg	T-39th in 2003	2	6	1	0	0	0	0	0	74.17	\$2,200.00
Chad Kurlmel	T-76th in 2009	2	6	1	0	0	0	0	0	74.17	\$1,587.50
Mike Labauve	94th in 1987	6	19	1	0	0	0	0	0	76.68	\$505.00
Rob Labritz	T-7th in 2002	4	16	4	0	0	1	3	1	72.50	\$23,990.83
Tony Lamanna	T-66th in 1970	1	4	1	0	0	0	0	0	74.50	\$71.43
David Lamb	T-98th in 1993	1	4	1	0	0	0	0	0	72.75	\$575.50
Jason-R. Lamp	T-70th in 2000	1	3	1	0	0	0	0	0	77.67	\$990.00
Todd Lancaster	T-8th in 2009	3	10	2	0	0	1	1	2	72.60	\$15,965.00
Ralph Landrum	T-9th in 1988	6	22	4	0	0	1	2	2	73.86	\$14,901.00
David Lane	Cut	4	11	0	0	0	0	0	0	75.45	\$800.00
Eddie Langert	T-57th in 1970	4	12	1	0	0	0	0	1	76.00	\$71.43
John Langford	T-42nd in 1972	7	22	2	0	0	0	0	0	74.64	\$499.81
Jeffrey Lankford	T-5th in 1998	9	35	9	0	1	5	8	5	71.89	\$67,899.29
George Lanning	T-2nd in 1976	8	25	1	1	1	1	1	2	74.80	\$7,700.00
Michael Lanzetta	Cut	4	11	0	0	0	0	0	1	75.64	\$400.00
Larry Laoretti	T-95th in 1976	6	16	1	0	0	0	0	0	77.06	\$183.33
Brad Lardon	T-5th in 2011	5	18	4	0	1	1	2	3	72.72	\$30,181.66
Chuck Lasher	T-80th in 1980	5	16	1	0	0	0	0	0	76.06	\$230.61
Duff Lawrence	Cut	5	14	0	0	0	0	0	1	76.43	\$0.00
Mike Lawrence	T-4th in 1990	10	32	5	0	1	1	2	3	73.44	\$21,887.67
Bob Leaver	T-16th in 1985	10	39	9	0	0	0	1	4	74.05	\$7,919.52
Emory Lee	T-67th in 1976	4	14	2	0	0	0	0	2	75.29	\$393.97
Greg Lee	T-27th in 2004	6	14	1	0	0	0	0	0	74.50	\$3,161.54
John Lee	2nd in 1993	13	36	4	1	1	1	2	2	73.86	\$28,332.50
Richard Lee	T-85th in 1983	4	13	1	0	0	0	0	0	77.08	\$277.71
Ted Lehmann	T-38th in 2000	3	7	1	0	0	0	0	0	76.57	\$1,660.00
Bruce Lehnhard	3rd in 1988	13	44	6	1	1	1	4	5	73.02	\$33,669.85
Don Lehnhard	T-85th in 1977	1	4	1	0	0	0	0	0	75.00	\$210.64
Rick Leibovich	T-19th in 2008	7	20	3	0	0	0	2	1	73.45	\$11,900.83
Charles Leider	T-41st in 1969	6	18	2	0	0	0	0	1	75.44	\$326.43
Bob Lenzion	Winner in 1986	16	58	11	1	2	2	5	10	72.79	\$53,509.25
Scott Leritz	92nd in 2006	3	8	1	0	0	0	0	0	77.13	\$1,250.00
Gordon Leslie	T-27th in 1976	5	18	3	0	0	0	0	0	73.94	\$1,431.34
Perry Leslie	T-17th in 1979	4	12	1	0	0	0	1	1	75.42	\$1,433.33
Tim Leslie	T-59th in 1975	3	10	1	0	0	0	0	0	76.70	\$225.00
Ron Letellier	T-2nd in 1971	4	15	3	1	2	2	3	3	71.27	\$15,108.00
David Levine	Cut	4	12	0	0	0	0	0	0	75.00	\$800.00
Rick Lewallen	T-3rd in 1996	9	30	6	1	1	1	1	6	73.33	\$18,411.00
Bill Lewis	T-27th in 2001	2	8	2	0	0	0	0	1	73.13	\$3,845.00
J.L. Lewis	T-10th in 1993	3	12	3	0	0	1	2	2	71.42	\$11,691.67
Jack Lewis	2nd in 1979	6	24	6	1	1	1	3	2	72.83	\$21,578.88
John Lewis	T-52nd in 1991	1	4	1	0	0	0	0	2	70.25	\$815.00
Babe Lichardus	T-4th in 1972	8	29	5	0	3	3	3	4	72.41	\$15,342.50
Craig Liddle	Cut	2	5	0	0	0	0	0	1	73.20	\$400.00

SELECTED PLAYER RECORDS

(The players included in this section is everyone that made at least one cut or played in 4 or more events.)

Player	Best Finish	Years	Rds	Cuts	Top 3	Top 5	Top 10	Top 25	Rds. In 60s	Scoring Avg	Money
Keith Liedes	T-52nd in 1991	1	4	1	0	0	0	0	2	70.25	\$815.00
Tom Liljeholm	T-21st in 1973	4	10	1	0	0	0	1	0	75.20	\$1,121.82
Dean Lind	T-66th in 1974	5	15	1	0	0	0	0	0	75.20	\$165.00
Gary Lindeblad	Cut	4	12	0	0	0	0	0	0	75.75	\$0.00
John Lindert	T-66th in 1985	5	17	2	0	0	0	0	2	74.35	\$1,234.50
Ken Lindsay	T-56th in 1977	7	23	2	0	0	0	0	1	74.57	\$375.64
Don Lindsey	Cut	4	11	0	0	0	0	0	0	79.18	\$0.00
Eric Lippert	T-4th in 2009	3	8	1	0	1	1	1	1	72.38	\$22,237.50
Vic Lipscomb	T-23rd in 1982	11	35	3	0	0	0	1	1	75.09	\$3,822.36
Al Littleton	Cut	5	13	0	0	0	0	0	0	76.54	\$0.00
John Lively	T-8th in 1974	8	24	2	0	0	1	1	0	75.46	\$2,554.54
Gary Lockie	Cut	7	16	0	0	0	0	0	0	76.94	\$0.00
Bill Loeffler	T-19th in 2001	9	29	4	0	0	0	1	2	74.90	\$10,245.00
Rodney Loesch	T-33rd in 1981	4	15	3	0	0	0	0	0	75.27	\$1,846.92
Jim Logue	T-4th in 1982	14	51	9	0	1	3	4	2	74.49	\$20,678.30
Carl Lohren	T-27th in 1976	12	44	9	0	0	0	0	1	73.70	\$3,227.00
David Long	T-10th in 2008	3	8	1	0	0	1	1	2	73.75	\$12,000.00
Travis Long	2nd in 2005	2	6	1	1	1	1	1	1	72.83	\$43,000.00
Nelson Long Jr.	Cut	5	15	0	0	0	0	0	0	74.33	\$0.00
Francisco Lopez	T-37th in 1970	3	11	2	0	0	0	0	1	74.64	\$373.89
Joe Lopez Jr.	T-67th in 1981	5	15	1	0	0	0	0	0	75.93	\$277.72
Jim Loque	T-66th in 1979	1	4	1	0	0	0	0	0	72.50	\$256.82
Dick Lotz	T-14th in 1985	7	23	3	0	0	0	2	2	75.91	\$6,517.00
Gary Loustalot	T-32nd in 1968	3	10	2	0	0	0	0	2	73.00	\$443.40
Davis Love Jr.	T-21st in 1973	6	17	4	0	0	0	1	2	73.12	\$1,774.69
Mitch Lowe	T-6th in 2010	4	14	3	0	0	1	2	5	71.64	\$26,330.83
Larry Lowery	Cut	5	13	0	0	0	0	0	0	76.54	\$0.00
Shelby Lowman	T-77th in 2002	1	4	1	0	0	0	0	0	76.50	\$1,030.00
Bobby Loy	Cut	5	14	0	0	0	0	0	1	75.07	\$0.00
Richard Loy	Cut	5	15	0	0	0	0	0	0	74.73	\$400.00
Dino Lucchesi	T-3rd in 2003	7	22	3	1	1	1	1	5	73.64	\$23,490.00
Jim Lucius	T-36th in 1976	8	28	4	0	0	0	0	1	74.68	\$1,103.42
Bryan Luedtke	Cut	4	8	0	0	0	0	0	0	75.63	\$0.00
Jack Lumpkin	T-101st in 1976	7	20	1	0	0	0	0	0	75.90	\$183.33
Jay Lumpkin	Winner in 1987	12	36	3	1	1	1	1	2	75.75	\$33,308.00
David Lundstrom	T-98th in 1989	4	13	1	0	0	0	0	1	73.23	\$1,365.00
Tom Lupinacci	T-66th in 1974	3	10	1	0	0	0	0	0	75.80	\$165.00
Keith Lyford	T-44th in 1987	1	4	1	0	0	0	0	1	72.75	\$788.00
Steve Lyles	T-28th in 1975	16	54	7	0	0	0	0	3	75.56	\$2,909.26
John Lynch	T-76th in 2004	4	10	1	0	0	0	0	0	75.30	\$1,290.00
Denny Lyons	7th in 1972	15	45	5	0	0	2	4	3	74.47	\$8,691.54
David Mabry	T-94th in 1977	2	7	1	0	0	0	0	1	74.57	\$210.63
Bruce Macdonald	T-31st in 1980	3	9	2	0	0	0	0	0	75.00	\$1,317.22
Doug Macdonald	T-54th in 1969	2	6	1	0	0	0	0	0	73.83	\$90.90
Larry Mackin	T-35th in 2001	7	20	2	0	0	0	0	0	74.60	\$4,462.78
Baker Maddera	T-30th in 1991	8	27	4	0	0	0	0	1	74.85	\$3,019.64
Don Maddox	T-32nd in 1982	10	36	6	0	0	0	0	1	75.47	\$4,345.21
Steve Madsen	T-24th in 2008	5	16	2	0	0	0	1	0	73.81	\$7,040.00
Barry Mahlberg	T-23rd in 2002	1	4	1	0	0	0	1	0	73.50	\$2,906.25
Scott Mahlberg	T-23rd in 1991 & '93	12	38	4	0	0	0	2	6	73.13	\$8,028.84
Mac Main	T-32nd in 1973	5	16	1	0	0	0	0	0	76.56	\$791.11
Bill Majure	T-88th in 1979	8	24	2	0	0	0	0	1	75.21	\$821.81
Bob Makoski	T-13th in 1997	13	43	8	0	0	0	3	4	73.79	\$14,617.25
Mike Malaska	T-39th in 1987	9	28	3	0	0	0	0	1	75.61	\$1,730.98
Chuck Malchaski	T-2nd in 1968	1	4	1	1	1	1	1	2	69.00	\$3,900.00
Scott Mallory	T-64th in 2009	2	6	1	0	0	0	0	0	74.17	\$1,900.00
Mike Malone	Cut	6	17	0	0	0	0	0	0	75.76	\$0.00
Brian Maloney	T-67th in 1995	3	10	1	0	0	0	0	0	73.50	\$1,511.00
Joe Mance	T-56th in 1974	3	8	1	0	0	0	0	0	75.13	\$165.00
Larry Mancour	T-16th in 1971	9	30	3	0	0	0	2	2	74.77	\$3,172.50
Bob Mann	T-7th in 1988	14	51	9	0	0	1	2	2	73.84	\$22,207.75
Eric Manning	T-15th in 2008	5	14	2	0	0	0	1	0	73.36	\$8,486.75
Kelly Manos	T-66th in 1996	3	8	1	0	0	0	0	1	73.50	\$1,193.85
Cory Mansfield	Cut	2	4	0	0	0	0	0	0	78.25	\$0.00
David Marad	T-49th in 1980	5	16	2	0	0	0	0	1	74.69	\$446.55
David Marchand	T-89th in 1992	2	7	1	0	0	0	0	1	72.43	\$602.50
Eli Marovich	Cut	5	10	0	0	0	0	0	0	76.10	\$0.00
Fran Marrello	T-21st in 1990	16	48	6	0	0	0	1	6	73.44	\$10,433.10
Jim Marshall	T-10th in 1981	5	18	3	0	0	1	1	1	73.56	\$3,973.09
James Marston	T-84th in 2006	3	8	1	0	0	0	0	0	75.88	\$1,437.50
Adam Martens	Cut	2	4	0	0	0	0	0	1	74.25	\$0.00
Elroy Marti	T-73rd in 1968	3	9	1	0	0	0	0	1	76.44	\$488.89

(The players included in this section is everyone that made at least one cut or played in 4 or more events.)

Player	Best Finish	Years	Rds	Cuts	Top 3	Top 5	Top 10	Top 25	Rds. In 60s	Scoring Avg	Money
Brad Martin	T-8th in 2008	5	18	4	0	0	1	1	2	73.89	\$20,330.00
Iverson Martin	T-63rd in 1969	2	8	2	0	0	0	0	0	73.13	\$179.79
Jeff Martin	T-10th in 2008	7	24	5	0	0	1	3	2	73.38	\$26,672.50
Richard Martin	Cut	4	12	0	0	0	0	0	0	76.67	\$400.00
Richard Martinez	T-69th in 1983	2	8	2	0	0	0	0	1	75.00	\$817.72
Bruce Martins	Cut	5	15	0	0	0	0	0	0	76.80	\$0.00
Milon Marusic	T-43rd in 1980	7	20	2	0	0	0	0	0	74.85	\$875.25
James-D. Mason	T-13th in 1997	8	25	3	0	0	0	1	3	75.08	\$7,812.22
John Mason	T-82nd in 1995	3	10	1	0	0	0	0	1	73.90	\$1,430.00
Don Massengale	Winner in 1972	10	33	6	2	2	3	4	4	74.33	\$28,726.29
James Masserio Sr.	T-21st in 1990	6	22	4	0	0	0	2	3	73.14	\$6,523.76
Odell Massey	T-8th in 1974	5	16	2	0	0	1	1	0	74.06	\$2,748.46
Ken Mast	T-12th in 1975	5	17	2	0	0	0	1	2	73.41	\$2,056.82
Scott Masters	T-31st in 2007	2	6	1	0	0	0	0	1	75.33	\$3,835.00
Mike Matheny	T-78th in 1983	6	19	1	0	0	0	0	0	77.68	\$277.72
Pete Mathews	T-59th in 1993	1	4	1	0	0	0	0	0	71.75	\$760.00
Chuck Matlack	T-49th in 1968	5	14	1	0	0	0	0	1	75.14	\$101.37
David Matthews	Cut	4	12	0	0	0	0	0	0	74.25	\$400.00
Bill Mattingly III	T-91st in 1987	6	19	1	0	0	0	0	1	75.47	\$505.00
Terry Mauney	T-77th in 1999	2	6	1	0	0	0	0	1	77.33	\$925.00
John Maurycy	T-68th in 1971	5	15	1	0	0	0	0	0	76.60	\$191.50
Billy Maxwell	T-30th in 1974	1	4	1	0	0	0	0	0	73.75	\$857.78
Kelly Maxwell	T-37th in 2005	2	8	2	0	0	0	0	1	75.00	\$4,825.00
Michael Mayers	T-13th in 1991	1	4	0	0	0	0	0	3	68.75	\$5,321.00
John Mazza	T-6th in 2001	11	39	8	0	0	2	2	3	73.79	\$27,205.00
Frank McAuliffe III	Cut	9	23	0	0	0	0	0	1	75.04	\$800.00
Scotty McBeath	T-40th in 1971	6	23	5	0	0	0	0	2	74.22	\$991.83
Rives McBee	Winner in 1973	15	50	9	2	3	4	5	6	73.64	\$34,354.17
Sean McCarty	T-32nd in 2011	3	8	1	0	0	0	0	1	72.88	\$3,777.00
Dick McClean	T-59th in 1986	9	29	4	0	0	0	0	2	74.41	\$3,989.50
Robert McClellan	T-5th in 2011	2	8	2	0	0	1	2	3	70.88	\$26,659.17
Jack McConachie	T-11th in 1979	6	20	2	0	0	0	1	0	74.80	\$3,200.00
Mark McConnell	T-82nd in 1982	1	4	1	0	0	0	0	0	75.50	\$209.43
James McCoy	T-81st in 1972	6	18	2	0	0	0	0	0	75.11	\$369.54
Tom McCrary	Cut	4	12	0	0	0	0	0	0	76.83	\$0.00
Joe McDermott	T-33rd in 1981	3	10	1	0	0	0	0	0	75.10	\$812.50
Bill McDonald	T-50th in 2003	3	8	1	0	0	0	0	0	74.00	\$1,831.25
Ken McDonald	T-30th in 1991	7	21	3	0	0	0	0	3	72.90	\$4,065.00
Ronald McDougal	Winner in 1992	15	53	12	5	5	6	6	15	72.08	\$119,335.00
Shawn McEntee	T-4th in 1988	12	43	8	0	1	1	2	5	72.98	\$26,217.69
Bob McFerren	99th in 1980	4	13	1	0	0	0	0	0	76.85	\$230.61
Jeff McGill	T-49th in 1980	5	18	3	0	0	0	0	0	75.61	\$753.00
Michael McGinnis	Cut	7	20	0	0	0	0	0	0	77.40	\$400.00
Randy McGohan	T-47th in 1992	6	17	1	0	0	0	0	1	74.59	\$2,091.00
Bob McGrath	T-16th in 2007	3	9	1	0	0	0	1	0	74.89	\$6,223.33
Simon McGreal	T-52nd in 2007	5	12	1	0	0	0	0	0	74.08	\$2,162.00
Mel McIntyre	Cut	4	12	0	0	0	0	0	0	76.50	\$400.00
Jack Mckelvey	T-20th in 1986	5	16	1	0	0	0	1	0	75.13	\$2,518.00
Ted Mckenzie	T-43rd in 1980	7	24	4	0	0	0	0	0	74.54	\$1,213.14
George Mckeown	T-32nd in 1968	7	24	3	0	0	0	0	2	74.42	\$752.49
Jim McLean	T-67th in 1989	9	27	2	0	0	0	0	3	74.89	\$1,665.00
Stan McLennan	Cut	4	12	0	0	0	0	0	0	77.25	\$1,200.00
Jeff McMillen	T-85th in 1993	7	22	1	0	0	0	0	2	74.05	\$1,407.50
Mal McMullen	T-63rd in 1977	8	27	3	0	0	0	0	1	75.74	\$624.58
Paul McMullen	T-69th in 1970	1	4	1	0	0	0	0	0	74.75	\$71.43
David McNabb	Cut	4	8	0	0	0	0	0	0	74.75	\$0.00
Henry McQuiston	Cut	4	11	0	0	0	0	0	1	75.27	\$0.00
Pat McTigue	T-38th in 1995	6	17	2	0	0	0	0	2	74.35	\$3,020.00
Frank Mellet	Cut	7	20	0	0	0	0	0	0	74.70	\$1,600.00
Brett Melton	T-6th in 2005	7	26	6	0	0	1	2	2	73.23	\$32,928.33
Al Mengert	T-18th in 1968	5	16	3	0	0	0	1	2	73.63	\$1,222.56
Allan Menne	T-52nd in 1990	6	19	2	0	0	0	0	2	74.58	\$2,602.50
Bob Menne	T-2nd in 1987	12	41	7	1	1	1	4	3	74.07	\$21,466.85
Charles Meola	T-19th in 2008	4	14	3	0	0	0	1	2	73.00	\$10,150.00
Hans Merrell	Cut	4	11	0	0	0	0	0	0	75.36	\$0.00
Eddie Merrins	T-10th in 1970	6	21	4	0	0	1	2	1	73.48	\$1,719.27
Rick Meskell	T-21st in 1988	6	20	2	0	0	0	1	1	74.15	\$4,443.46
Paul Messner	Cut	4	12	0	0	0	0	0	0	75.08	\$0.00
Denny Meyer	T-13th in 1974	2	8	2	0	0	0	1	0	73.00	\$2,773.67
Dennis Meyer	T-75th in 2008	2	6	1	0	0	0	0	1	75.83	\$1,637.50
Peter Micklewright	T-75th in 2008	2	4	1	0	0	0	0	1	74.25	\$1,637.50
Mark Mielke	T-5th in 1998	15	50	9	0	1	3	5	4	73.14	\$48,856.25

SELECTED PLAYER RECORDS

(The players included in this section is everyone that made at least one cut or played in 4 or more events.)

Player	Best Finish	Years	Rds	Cuts	Top 3	Top 5	Top 10	Top 25	Rds. In 60s	Scoring Avg	Money
Tony Milam	T-36th in 1986	6	20	2	0	0	0	0	3	73.95	\$2,687.00
Eldridge Miles	T-14th in 1969	8	28	5	0	0	0	1	3	74.04	\$1,649.55
John-Norman Miles	Cut	5	15	0	0	0	0	0	0	77.47	\$400.00
Mike Miles	T-16th in 2009	3	8	1	0	0	0	1	1	72.13	\$5,657.50
Bill Miller	Cut	5	15	0	0	0	0	0	1	75.53	\$0.00
Bob Miller	T-44th in 1994	1	4	1	0	0	0	0	0	73.00	\$946.66
Dennis Miller	T-39th in 2003	5	12	1	0	0	0	0	0	74.92	\$2,200.00
Glen Miller	Cut	4	12	0	0	0	0	0	0	78.67	\$400.00
Ian Miller	Cut	2	4	0	0	0	0	0	0	80.50	\$0.00
Jim Miller	Cut	4	12	0	0	0	0	0	0	76.50	\$400.00
Lindy Miller	T-8th in 1986	13	42	6	0	0	1	2	5	73.26	\$20,817.50
Scott Miller	T-80 in 2006	2	6	1	0	0	0	0	0	73.83	\$1,512.50
Chuck Milne	Cut	8	22	0	0	0	0	0	1	74.59	\$0.00
Dennis Milne	T-61st in 1972	9	29	4	0	0	0	0	1	75.55	\$881.80
Jerry Minor	T-92nd in 1990	3	11	2	0	0	0	0	0	74.09	\$1,550.00
Bobby Mitchell	T-29th in 1983	1	4	1	0	0	0	0	0	74.50	\$971.43
Chris Mitchell	T-21st in 1988	12	41	7	0	0	0	1	0	74.24	\$7,927.46
Mike Mitchell	T-21st in 1995	6	18	2	0	0	0	1	0	74.22	\$4,678.93
Randol Mitchell	Cut	4	12	0	0	0	0	0	1	74.83	\$400.00
Kelly Mitchum	T-6th in 2006	5	16	3	0	0	3	3	1	73.31	\$44,600.00
Frank Mize	T-16th in 1973	1	4	1	0	0	0	1	1	73.25	\$1,536.67
Ed Moehling	T-16th in 1968	1	4	1	0	0	0	1	2	71.00	\$715.00
John Molenda	T-3rd in 1973	18	66	12	1	2	2	3	6	74.11	\$13,550.45
Larry Moncour	T-9th in 1973	3	10	2	0	0	1	2	2	73.10	\$4,033.33
Lloyd Monroe	T-12th in 1978	12	38	2	0	0	0	2	3	74.47	\$3,054.44
Chuck Montalbano	Cut	4	11	0	0	0	0	0	0	75.82	\$0.00
Ray Montgomery	T-21st in 1973	8	22	2	0	0	0	1	1	75.00	\$1,384.57
Ralph Montoya	T-75th in 1986	11	32	1	0	0	0	0	1	76.03	\$567.00
Chris Moody	T-24th in 2009	2	6	1	0	0	0	1	2	71.17	\$4,905.00
Jim Mooney	T-28th in 1970	7	21	2	0	0	0	0	1	74.71	\$546.39
Horace Moore	T-57th in 1970	2	8	2	0	0	0	0	1	73.63	\$160.32
Paul Moran	T-28th in 1981	3	11	2	0	0	0	0	1	73.91	\$1,402.50
Bob Moreland	T-23rd in 1981	11	35	2	0	0	0	1	1	75.14	\$2,117.50
Steve Moreland	T-85th in 1989	6	18	1	0	0	0	0	2	74.28	\$1,374.37
Jay Morelli	T-67th in 1976	2	7	1	0	0	0	0	1	76.14	\$183.33
Paul Moren	T-22nd in 1975	1	4	1	0	0	0	1	1	72.75	\$1,170.00
Joe Moresco	T-31st in 1980	6	20	3	0	0	0	0	2	74.95	\$1,729.22
Eric Morgan	91st in 2006	2	6	1	0	0	0	0	0	75.67	\$1,275.00
Alan Morin	T-7th in 2003	8	28	6	0	0	2	4	3	72.61	\$44,071.25
Tony Morosco	Cut	4	8	0	0	0	0	0	0	76.00	\$0.00
Kevin Morris	4th in 1985	13	46	8	0	1	2	4	5	73.74	\$25,093.65
Wayne Morris	T-11th in 1972	8	28	4	0	0	0	1	3	73.89	\$3,099.18
Joe Mortara Jr.	T-32nd in 1970	1	4	1	0	0	0	0	0	73.50	\$318.00
Rick Morton	T-2nd in 1988	13	39	4	1	1	2	2	1	74.49	\$30,665.00
Kelley Moser	T-79th in 1984	3	10	1	0	0	0	0	0	76.70	\$425.00
Mike Moses	T-43rd in 2011	2	6	1	0	0	0	0	1	73.00	\$2,695.00
Rob Moss	T-11th in 2010	5	16	3	0	0	0	3	2	73.00	\$21,505.00
Jerry Mowlds	T-10th in 1968	6	20	3	0	0	1	1	2	74.00	\$1,383.33
Larry Mowry	T-17th in 1976	1	4	1	0	0	0	1	0	71.75	\$1,408.00
Michael Moyers	T-44th in 1987	6	20	2	0	0	0	0	1	74.75	\$2,205.50
Bob Mucha	Cut	2	4	0	0	0	0	0	0	79.25	\$0.00
Eddie Mudd	T-85th in 1989	2	6	1	0	0	0	0	1	74.50	\$574.37
Thomas Mudd	T-82nd in 1995	1	4	1	0	0	0	0	1	73.50	\$630.00
Kevin Muir	T-91st in 1995	3	9	1	0	0	0	0	0	74.78	\$992.50
Steve Mulcahy	T-33rd in 2002	3	12	3	0	0	0	0	0	73.75	\$6,955.00
Danny Mulhearn	T-69th in 2005	2	6	1	0	0	0	0	0	77.67	\$1,660.00
Alan Mundle	T-88th in 1971	1	4	1	0	0	0	0	1	75.50	\$191.50
Mike Mural	T-77th in 1971	3	10	1	0	0	0	0	1	76.40	\$191.50
Mike Muranyi	91st in 1983	11	34	1	0	0	0	0	1	75.97	\$1,077.71
Bill Murchison	T-55th in 1986	5	16	2	0	0	0	0	2	72.88	\$1,377.00
Al Murdock	T-78th in 1985	1	4	1	0	0	0	0	0	74.25	\$577.00
Matt Murdoch	T-59th in 2010	1	4	1	0	0	0	0	1	74.50	\$2,002.14
Dan Murphy	T-4th in 1983	13	46	8	0	1	1	2	5	74.35	\$10,577.10
Dick Murphy	T-68th in 1971	8	29	5	0	0	0	0	3	75.10	\$1,449.92
Brent Murray	T-25th in 1999	8	28	6	0	0	0	1	1	73.71	\$10,882.50
Dennis Murray	T-109 in 1982	4	13	1	0	0	0	0	0	77.38	\$209.42
Wayne Myers	T-81st in 1988	2	7	1	0	0	0	0	0	75.86	\$597.50
Jake Narro	T-58th in 2008	3	8	1	0	0	0	0	1	73.38	\$2,042.50
Auggie Navarro	T-70th in 1975	6	19	1	0	0	0	0	0	76.47	\$225.00
John Neese	T-75th in 1972	6	16	1	0	0	0	0	0	75.31	\$204.54
Dick Nelson	Cut	6	18	0	0	0	0	0	0	77.28	\$0.00
John Nelson	T-21st in 1995	5	17	2	0	0	0	1	2	72.59	\$5,421.43

(The players included in this section is everyone that made at least one cut or played in 4 or more events.)

Player	Best Finish	Years	Rds	Cuts	Top 3	Top 5	Top 10	Top 25	Rds. In 60s	Scoring Avg	Money
Rocky Nelson	T-66th in 1985	7	22	1	0	0	0	0	0	75.45	\$1,377.00
David Nevatt	T-72nd in 1987	6	21	3	0	0	0	0	0	74.29	\$2,190.00
Dwight Nevil	T-14th in 1985 & '87	8	25	4	0	0	0	3	2	74.04	\$12,405.50
Gary Nicholas	T-37th in 1975	2	7	1	0	0	0	0	0	73.57	\$594.54
Robert-W. Nichols	T-31st in 1976	11	35	5	0	0	0	0	3	74.66	\$3,043.55
John Nichols Jr.	T-31st in 1980	11	35	2	0	0	0	0	1	75.89	\$1,148.13
Bob Nieberding	T-35th in 1980	4	15	3	0	0	0	0	0	73.93	\$1,245.92
Lonnie Nielsen	T-4th in 1995	15	55	12	0	2	3	9	12	72.02	\$59,038.96
Russell Nielsen	T-69th in 1999	1	4	1	0	0	0	0	0	75.75	\$1,003.33
Tom Nielsen	Cut	7	17	0	0	0	0	0	0	76.82	\$0.00
Tom Nieporte	T-16th in 1974	10	35	5	0	0	0	3	2	73.80	\$4,807.36
Paul Nolen	89th in 2008	2	7	1	0	0	0	0	0	75.00	\$1,725.00
Martin Nolletti	Cut	4	11	0	0	0	0	0	0	78.45	\$0.00
Dave Nordeen	T-53rd in 2001	2	8	2	0	0	0	0	1	74.38	\$2,600.00
Jay Norman	T-76th in 2009	1	4	1	0	0	0	0	0	73.50	\$1,587.50
Tim Norris	T-47th in 1992	2	7	1	0	0	0	0	1	72.29	\$1,291.00
Mike Northern	T-12th in 2011	7	22	4	0	0	0	3	2	72.82	\$18,481.25
Tony Novitsky	T-80th in 1969	3	9	1	0	0	0	0	0	76.67	\$90.90
Rod Nuckolls	T-31st in 1993	11	34	3	0	0	0	0	1	73.65	\$4,400.00
Clyde Nunes	T-86th in 1970	1	4	1	0	0	0	0	0	75.50	\$71.43
Andy Nusbaum	T-79th in 1974	6	19	1	0	0	0	0	0	75.37	\$165.00
Patrick O'Brien	T-23rd in 1993	10	29	2	0	0	0	1	0	74.97	\$4,212.50
Ron O'Connor	T-108 in 1974	2	7	1	0	0	0	0	0	76.71	\$165.00
Jim O'Hern	T-8th in 1984	15	51	7	0	0	2	3	7	74.00	\$8,905.20
David O'Kelly	T-86th in 1991	1	4	1	0	0	0	0	1	71.25	\$605.00
John T. O'Leary	T-6th in 2007	2	8	2	0	0	1	1	1	73.50	\$19,658.33
Paul O'Leary	T-37th in 1970	2	6	1	0	0	0	0	2	74.00	\$285.00
Tim O'Neal	99th in 1990	2	7	1	0	0	0	0	0	76.86	\$555.00
Todd O'Neal	T-59th in 1999	4	9	1	0	0	0	0	0	75.22	\$1,970.00
Dan O'Neill	T-52nd in 1991	3	9	1	0	0	0	0	2	73.67	\$1,215.00
John O'Neill	T-19th in 1996	4	14	3	0	0	0	1	3	72.79	\$7,735.00
Ted O'Rourke	T-63rd in 1990	5	16	1	0	0	0	0	0	77.63	\$730.56
Mike O'Toole	T-76th in 2011	1	4	1	0	0	0	0	1	74.00	\$1,587.50
Pete Oakley	T-3rd in 1993	14	49	8	1	1	1	5	7	73.43	\$31,628.47
Alvin Odum Jr.	T-37th in 1975	4	15	3	0	0	0	0	0	75.20	\$990.16
Bill Ogden	3rd in 1969	7	26	5	1	1	1	1	3	74.38	\$4,406.26
John Ogden	Cut	2	4	0	0	0	0	0	0	75.00	\$0.00
John-D. Ogden	T-64th in 2003	1	4	1	0	0	0	0	0	75.25	\$1,462.50
Keith Ohr	T-9th in 2010	4	12	2	0	0	1	2	2	73.00	\$19,560.00
Ed Oldfield	T-49th in 1983	6	18	2	0	0	0	0	0	75.00	\$444.87
Dan Olsen	T-16th in 2011	2	8	2	0	0	0	1	3	70.88	\$10,610.00
Jeff Olson	T-76th in 2010	4	10	1	0	0	0	0	0	74.90	\$1,612.50
Sam Olson	T-60th in 1995	1	4	1	0	0	0	0	0	72.25	\$770.00
Peter Oosterhuis	T-59th in 1988	2	7	1	0	0	0	0	0	75.00	\$699.00
Steve Oppermann	T-41st in 1979	6	19	1	0	0	0	0	1	74.42	\$650.00
Steve Orrick	T-21st in 2010	2	8	2	0	0	0	1	1	71.88	\$9,435.00
Rick Osberg	T-3rd in 1984	10	32	4	1	1	2	3	2	74.09	\$21,079.64
Kurt Osborn	T-39th in 2005	2	6	1	0	0	0	0	0	76.33	\$2,900.00
David Osmer	Cut	2	4	0	0	0	0	0	0	77.25	\$0.00
Gary Ostrega	2nd in 1984	8	24	3	1	1	1	1	3	73.08	\$18,737.00
Scott Oulds	T-20th in 1986	7	22	1	0	0	0	1	0	76.68	\$2,518.00
James Ousley	Cut	3	6	0	0	0	0	0	0	76.00	\$0.00
Jay Overton	T-2nd in 1997	19	73	17	3	4	5	9	14	72.49	\$81,125.91
Carl Owen	T-41st in 1973	8	25	1	0	0	0	0	1	77.04	\$512.50
Jason Owen	T-43rd in 2011	2	6	1	0	0	0	0	2	73.00	\$2,695.00
Roy Pace	T-31st in 1976	5	16	1	0	0	0	0	0	75.19	\$890.00
Zach Padgett	T-57th in 1978	1	4	1	0	0	0	0	0	72.00	\$180.71
Don Padgett II	T-2nd in 1981	16	59	11	2	3	4	4	4	73.63	\$33,912.63
David Paeglow	T-32nd in 2011	6	18	3	0	0	0	0	1	74.78	\$7,384.50
John Paesani	12th in 1997	11	38	6	0	0	0	2	3	73.87	\$14,315.00
John Panek	T-56th in 2006	3	10	2	0	0	0	0	0	74.40	\$4,075.00
Jason Panter	T-62nd in 2007	1	4	1	0	0	0	0	1	74.50	\$1,975.00
Brien Paquette	T-42nd in 1999	2	7	1	0	0	0	0	0	76.14	\$2,040.00
Paul Parajeckas	T-79th in 1996	17	47	2	0	0	0	0	3	76.02	\$2,607.71
Troy Pare	5th in 2010	5	12	1	0	1	1	1	2	73.75	\$23,250.00
Jin Park	T-73rd in 2005	2	5	1	0	0	0	0	0	78.40	\$1,560.00
Bill Parker	T-23rd in 1969	10	39	9	0	0	0	1	1	73.97	\$2,534.63
Ronnie Parker	Cut	4	11	0	0	0	0	0	0	77.18	\$0.00
Stephen Parker	T-52nd in 2000	7	16	1	0	0	0	0	0	77.31	\$1,330.00
Ted Parker	T-66th in 2006	3	10	2	0	0	0	0	1	76.00	\$3,400.00
Mike Parrish	T-50th in 1995	8	25	2	0	0	0	0	1	74.96	\$2,264.43
James Paschal	T-42nd in 2002	7	25	4	0	0	0	0	2	74.64	\$3,155.35

SELECTED PLAYER RECORDS

(The players included in this section is everyone that made at least one cut or played in 4 or more events.)

Player	Best Finish	Years	Rds	Cuts	Top 3	Top 5	Top 10	Top 25	Rds. In 60s	Scoring Avg	Money
Charles Pasco	Cut	2	4	0	0	0	0	0	0	73.50	\$0.00
Benny Passons	T-21st in 1990	17	62	12	0	0	0	1	6	73.03	\$15,696.45
Michael Paul	Cut	5	13	0	0	0	0	0	0	76.31	\$1,200.00
Bob Payne	T-49th in 1980	6	20	2	0	0	0	0	0	75.35	\$475.28
Oliver Peacock	T-37th in 2011	1	4	1	0	0	0	0	1	71.75	\$3,215.00
Dick Pearce	T-89th in 1977	2	6	1	0	0	0	0	0	76.83	\$210.63
Brad Peck	106th in 1993	2	7	1	0	0	0	0	1	75.00	\$920.00
Jeffrey Peck	T-52nd in 2011	4	10	1	0	0	0	0	1	73.30	\$2,255.00
Chris Peddicord	T-11th in 1992	2	7	1	0	0	0	1	2	72.86	\$6,566.67
Butch Pegoraro	T-95th in 1980	2	7	1	0	0	0	0	0	75.57	\$230.61
Bill Pelham	T-23rd in 1979	1	4	1	0	0	0	1	1	71.25	\$1,077.50
Mark Pelletier	Cut	5	14	0	0	0	0	0	1	76.79	\$400.00
Dave Peot	Cut	4	12	0	0	0	0	0	0	77.50	\$0.00
Bob Percey Jr.	Cut	4	12	0	0	0	0	0	0	78.25	\$400.00
Harold Perry Jr	T-13th in 1991	7	25	4	0	0	0	1	4	73.48	\$8,005.75
Rodney Perry	T-34th in 2010	4	12	2	0	0	0	0	2	74.25	\$6,013.33
Loren Personett	T-45th in 2008	5	12	1	0	0	0	0	0	74.83	\$2,465.00
Jon Petersen	T-76th in 2010	2	6	1	0	0	0	0	0	76.33	\$1,612.50
Billy Peterson	T-68th in 1984	6	20	2	0	0	0	0	1	74.40	\$1,037.50
Randy Peterson	T-20th in 1991	6	23	4	0	0	0	0	4	72.43	\$7,900.00
Jim Petralia	T-36th in 1986	8	25	1	0	0	0	0	1	75.36	\$1,821.00
Ken Peyreferry	Cut	4	12	0	0	0	0	0	1	74.67	\$400.00
Bobby Phillips	T-25th in 1978	9	27	3	0	0	0	1	3	74.56	\$2,264.81
John Phillips	T-84th in 1985	6	18	1	0	0	0	0	1	77.17	\$977.00
Tracy Phillips	83rd in 2011	2	6	1	0	0	0	0	1	74.50	\$1,475.00
Dave Philo	T-7th in 1981	6	16	2	0	0	1	2	0	75.13	\$6,798.09
Ron Philo Jr.	Winner in 2006	14	53	11	2	4	4	7	11	72.44	\$163,263.60
Jim Picard	T-10th in 1976	8	30	6	0	0	1	2	1	73.47	\$4,430.25
Scott-P. Pieri	T-37th in 2002	2	6	1	0	0	0	0	0	75.50	\$2,150.00
Drew Pierson	T-18th in 1972	5	17	2	0	0	0	1	1	74.59	\$1,539.41
John Pillar	T-33rd in 2008	4	12	2	0	0	0	0	1	74.50	\$6,932.50
Bob Pipkin	T-65th in 1973	3	10	1	0	0	0	0	0	75.70	\$236.00
Jerry Pittman	T-25th in 1972	4	12	2	0	0	0	1	0	74.17	\$1,242.47
Bob Placido	Cut	5	15	0	0	0	0	0	0	77.20	\$0.00
Paul Poandl	Cut	2	4	0	0	0	0	0	0	74.00	\$0.00
Carl Poche	T-14th in 1987	2	7	1	0	0	0	1	2	71.71	\$4,300.00
Richard Poe	Cut	5	15	0	0	0	0	0	0	77.40	\$0.00
Eric Pohl	Cut	4	12	0	0	0	0	0	0	76.67	\$400.00
Rick Pohle	Cut	5	15	0	0	0	0	0	1	75.67	\$1,200.00
Bobby Pollitt	Cut	5	15	0	0	0	0	0	0	76.00	\$400.00
Bobby Pomeroy	T-37th in 1975	7	20	2	0	0	0	0	2	76.00	\$775.24
Nate Pomeroy	Cut	4	12	0	0	0	0	0	1	73.67	\$1,200.00
John Poole	T-63rd in 1977	2	7	1	0	0	0	0	0	75.71	\$210.64
Adolph Popp	T-30th in 1974	6	18	2	0	0	0	0	0	74.72	\$1,088.38
Bob Popp	Cut	7	20	0	0	0	0	0	0	76.45	\$0.00
Bill Porter	T-23rd in 2002	2	6	1	0	0	0	1	0	74.33	\$2,906.25
Scott Porter	T-22nd in 2007	2	6	1	0	0	0	1	0	73.33	\$4,728.34
Scott-A. Porter	T-17th in 2003	4	15	3	0	0	0	1	0	73.87	\$7,817.50
Walter Porterfield	T-32nd in 1969	2	8	2	0	0	0	0	1	72.38	\$448.89
Walt Porterfield Jr	T-44th in 1988	4	14	2	0	0	0	0	2	73.93	\$1,991.66
Brendon Post	T-65th in 2007	4	10	1	0	0	0	0	0	75.80	\$1,875.00
Robert Post Jr.	T-69th in 1978	4	13	1	0	0	0	0	0	75.31	\$180.70
David Powell	T-68th in 1994	1	4	1	0	0	0	0	1	73.75	\$697.14
Jimmy Powell	6th in 1969	11	42	9	0	0	2	4	5	73.00	\$8,893.41
Mickey Powell	T-4th in 1970	2	8	2	0	1	1	1	0	72.50	\$1,849.23
Ed Powers	T-85th in 1976	2	7	1	0	0	0	0	0	76.00	\$183.33
David Prange	Cut	7	21	0	0	0	0	0	2	74.52	\$1,200.00
Dean Prange	Cut	3	7	0	0	0	0	0	0	75.86	\$400.00
Jerry Preuss	T-75th in 1972	1	4	1	0	0	0	0	0	75.25	\$204.54
Anthony Price	Cut	4	11	0	0	0	0	0	1	75.64	\$800.00
Art Proctor	3rd in 1977	14	46	5	1	1	1	1	2	75.43	\$8,998.53
Chad Proehl	T-42nd in 2010	6	18	3	0	0	0	0	2	73.72	\$7,505.00
Dean Prowse	T-21st in 2001	8	24	3	0	0	0	1	4	74.83	\$5,260.00
Steve Prugh	T-71st in 1983	5	16	1	0	0	0	0	0	75.81	\$277.72
John Pruitt	Cut	4	12	0	0	0	0	0	0	78.33	\$0.00
Earl Puckett	T-28th in 1975	10	29	2	0	0	0	0	1	75.03	\$1,064.56
Dave Pugh	T-69th in 2008	1	4	1	0	0	0	0	0	73.75	\$1,787.50
Mike Putnam	T-35th in 1996	4	14	3	0	0	0	0	2	73.00	\$3,918.75
Dave Quelland	T-41st in 1993	3	10	1	0	0	0	0	0	73.30	\$1,047.50
John Quick	T-97th in 1970	2	7	1	0	0	0	0	1	76.29	\$71.43
Randy Quick	T-68th in 1968	3	12	3	0	0	0	0	2	74.75	\$364.86
Dana Quigley	T-3rd in 1986	11	42	9	1	1	1	5	5	72.14	\$29,734.33

PGA PROFESSIONAL NATIONAL CHAMPIONSHIP

(The players included in this section is everyone that made at least one cut or played in 4 or more events.)

Player	Best Finish	Years	Rds	Cuts	Top 3	Top 5	Top 10	Top 25	Rds. In 60s	Scoring Avg	Money
David Quinn	T-22nd in 2007	5	16	3	0	0	0	1	1	74.81	\$10,002.38
Sammy Rachels	Winner in 1994	9	33	7	2	3	4	5	7	71.55	\$83,584.17
Norman Rack	Cut	4	11	0	0	0	0	0	0	77.55	\$0.00
Dave Ragan	T-16th in 1981	2	7	1	0	0	0	1	1	75.29	\$1,900.00
Bob Ralston	T-49th in 1993	9	29	5	0	0	0	0	1	74.62	\$4,530.32
Steve Ralston	Cut	5	15	0	0	0	0	0	0	75.60	\$400.00
Dwayne Randall	T-27th in 2001	6	18	3	0	0	0	0	0	74.28	\$6,795.00
Ross Randall	T-16th in 1981	11	41	8	0	0	0	3	3	74.27	\$8,185.03
Ron Ranich	T-69th in 1970	3	8	1	0	0	0	0	0	77.00	\$71.43
Robert Rannow	T-48th in 2006	2	6	1	0	0	0	0	1	73.33	\$2,347.50
Henry Ransom	T-90th in 1969	1	4	1	0	0	0	0	0	75.75	\$90.90
Scott Rath	86th in 2008	3	8	1	0	0	0	0	0	74.88	\$1,400.00
Dick Rautmann	T-49th in 1973	2	7	1	0	0	0	0	0	75.43	\$267.47
Troy Raybon	Cut	3	6	0	0	0	0	0	0	75.83	\$0.00
Pat Rea	Cut	4	11	0	0	0	0	0	1	74.36	\$0.00
Jeff Reader	Cut	4	9	0	0	0	0	0	0	76.67	\$400.00
Mike Reasor	Cut	7	20	0	0	0	0	0	1	76.65	\$0.00
Richard Rebne	Cut	2	4	0	0	0	0	0	0	74.25	\$0.00
John Rech	T-92nd in 1978	9	29	2	0	0	0	0	0	76.59	\$411.31
Alex Redmond	T-75th in 1986	9	27	2	0	0	0	0	0	76.59	\$657.90
Barry Redmond	T-31st in 1993	8	29	5	0	0	0	0	2	72.90	\$4,815.00
Don Reese	T-44th in 1988	1	4	1	0	0	1	0	0	74.25	\$883.34
Chan Reeves	T-32nd in 2005	4	14	3	0	0	0	0	0	75.07	\$6,890.00
John Reeves	T-21st in 1995	7	23	4	0	0	0	1	3	73.57	\$8,705.52
Dean Refram	T-5th in 1978	4	10	2	0	1	1	2	2	72.10	\$4,647.62
Joe Regner	T-43rd in 2004	3	10	2	0	0	0	0	0	74.40	\$3,480.00
Howard Reid	T-49th in 1978	5	16	1	0	0	0	0	0	75.25	\$263.66
Patrick Reidy	Cut	2	5	0	0	0	0	0	0	76.40	\$0.00
Ronnie Reif	T-49th in 1968	1	4	1	0	0	0	0	1	72.25	\$101.37
Hugh Reilly	Cut	2	5	0	0	0	0	0	0	75.40	\$0.00
Bob Reith	T-91st in 1970	4	10	1	0	0	0	0	0	76.90	\$71.43
Ronnie Reitz	Cut	5	12	0	0	0	0	0	1	78.50	\$0.00
Larry Rentz	T-38th in 1992	4	15	3	0	0	0	0	4	72.33	\$2,618.33
Jim Resch	Cut	5	15	0	0	0	0	0	0	80.20	\$0.00
Jon Reuer	T-44th in 2001	1	4	1	0	0	0	0	1	73.50	\$1,486.67
Rick Reynolds	Cut	6	18	0	0	0	0	0	1	77.78	\$1,200.00
Sam Reynolds	T-86th in 1973	4	13	2	0	0	0	0	0	76.62	\$307.43
Ryan Rhees	Cut	5	10	0	0	0	0	0	0	76.10	\$0.00
Ron Rhoads	T-95th in 1976	3	10	1	0	0	0	0	0	75.60	\$183.33
Don Richards	T-59th in 1975	5	16	1	0	0	0	0	0	76.44	\$225.00
Sonny Ridenhour	T-29th in 1968	8	23	3	0	0	0	0	1	74.43	\$1,320.63
Skee Riegel	T-60th in 1968	4	13	1	0	0	0	0	0	76.38	\$88.89
Jim Riggins	T-45th in 1974	6	14	1	0	0	0	0	0	74.93	\$300.45
Larry Ringer	T-17th in 1977, '78 & '79	6	23	5	0	0	0	4	6	72.78	\$5,958.20
Lee Rinker	3rd in 2006	10	30	4	1	2	3	4	7	71.70	\$68,662.50
Rich Ritter	T-68th in 1992	3	10	1	0	0	0	0	0	77.70	\$689.00
Dave Roberts	T-95th in 1992	2	7	1	0	0	0	0	0	74.14	\$972.50
Don Robertson	T-36th in 1989	3	10	1	0	0	0	0	1	74.10	\$1,181.25
Tom Robertson	T-8th in 1982	6	22	4	0	0	1	1	1	74.18	\$5,189.04
Bill Robinson	T-9th in 1971	15	46	3	0	0	1	1	2	74.96	\$2,931.47
Dave Robinson	T-99th in 1974	3	10	1	0	0	0	0	0	76.00	\$165.00
Gary Robinson	4th in 1981	16	52	6	0	1	2	3	5	74.40	\$16,053.41
Gary Robison	T-11th in 1988	23	65	7	0	0	0	2	3	73.77	\$28,398.11
Mark Rohde	T-30th in 1995	1	4	1	0	0	0	0	0	71.50	\$1,750.00
Doug Rohrbaugh	T-24th in 2011	4	10	1	0	0	0	1	0	74.10	\$4,545.00
Jody Rokisky	Cut	2	4	0	0	0	0	0	0	76.50	\$0.00
Kevin Roman	T-16th in 2009	3	8	1	0	0	0	1	1	72.75	\$5,657.50
Robert Romero	T-41st in 1998	1	4	1	0	0	0	0	0	73.50	\$1,620.00
Joe Root	Cut	5	15	0	0	0	0	0	0	76.33	\$1,600.00
Ken Roper	Cut	8	21	0	0	0	0	0	0	77.29	\$0.00
Bob Rosburg	Winner in 1969	2	8	2	2	2	2	2	4	68.88	\$11,900.00
Dennis Rose	Cut	7	21	0	0	0	0	0	0	76.86	\$800.00
Myron-"Hap" Rose	Cut	4	10	0	0	0	0	0	0	77.60	\$0.00
Lynn Rosely	T-81st in 1975	11	35	2	0	0	0	0	1	76.71	\$1,302.71
Thom Rosely	Cut	6	18	0	0	0	0	0	0	78.67	\$0.00
Billy Rosinia	Cut	3	7	0	0	0	0	0	0	74.57	\$400.00
Bob Ross	Cut	8	23	0	0	0	0	0	0	76.43	\$0.00
Ernest Ross	Cut	4	12	0	0	0	0	0	1	74.67	\$1,200.00
Ronnie Rosson	T-65th in 1980	1	4	1	0	0	0	0	0	74.75	\$230.61
Chuck Rotar	T-54th in 1969	3	5	1	0	0	0	0	0	74.60	\$90.90
Joseph Rotarius	T-87th in 1995	2	7	1	0	0	0	0	0	72.86	\$1,010.00
J.R. Roth	Winner in 1993	17	60	12	3	3	4	5	12	72.93	\$85,937.97

SELECTED PLAYER RECORDS

(The players included in this section is everyone that made at least one cut or played in 4 or more events.)

Player	Best Finish	Years	Rds	Cuts	Top 3	Top 5	Top 10	Top 25	Rds. In 60s	Scoring Avg	Money
Melvin Rowe	Cut	4	10	0	0	0	0	0	0	76.40	\$0.00
Ryan Roy	88th in 2008	1	4	1	0	0	0	0	0	76.25	\$1,350.00
Hugh Royer	T-17th in 1978	3	11	2	0	0	0	1	2	73.45	\$1,564.59
Ed Rubis	T-75th in 1969	5	15	1	0	0	0	0	0	76.27	\$90.90
Micah Rudosky	T-9th in 2007	7	22	4	0	0	1	1	3	73.86	\$19,194.16
John Ruedi	T-61st in 1971	7	20	1	0	0	0	0	1	76.05	\$191.50
Mark Rummings	T-59th in 2010	2	6	1	0	0	0	0	0	74.33	\$2,002.14
Mike Russell	T-44th in 2005	3	10	2	0	0	0	0	0	75.80	\$4,062.50
Stacy Russell	T-63rd in 1984	3	10	2	0	0	0	0	0	75.60	\$702.72
Paul Ryiz	T-36th in 1986	5	18	3	0	0	0	0	1	74.56	\$2,373.72
Ed Sabo	T-18th in 2000	13	47	10	0	0	0	1	3	73.98	\$10,695.63
Gene Samborsky	Cut	6	18	0	0	0	0	0	1	75.83	\$0.00
Mike San Filippo	4th in 1991	14	45	9	0	1	1	2	5	72.93	\$27,927.50
Curt Sanders	T-13th in 2008	3	8	1	0	0	0	1	1	72.88	\$9,000.00
Derek Sanders	T-59th in 2010	5	14	2	0	0	0	0	1	74.29	\$3,752.14
Kyle Sanders	T-48th in 2011	1	4	1	0	0	0	0	1	72.25	\$2,440.00
Monte Sanders	T-54th in 1971	6	18	2	0	0	0	0	1	75.11	\$262.93
Tommy Sanderson	T-17th in 1969	2	8	2	0	0	0	1	0	72.13	\$885.15
Tommy-T. Sanderson	T-82nd in 1995	1	4	1	0	0	0	0	1	73.50	\$630.00
Tony Saraceno	T-50th in 1997	11	31	2	0	0	0	0	1	75.81	\$3,241.00
Tom Sargent	Cut	5	15	0	0	0	0	0	0	77.67	\$800.00
Dick Sarta	Cut	6	18	0	0	0	0	0	0	76.94	\$0.00
Brian Sasada	T-37th in 2002	3	9	2	0	0	0	0	1	76.11	\$3,270.00
Steve Satterstrom	Cut	4	12	0	0	0	0	0	0	76.83	\$0.00
Bill Sautter	T-68th in 2011	2	6	1	0	0	0	0	1	74.00	\$1,787.50
Kevin Savage	T-43rd in 2004	6	20	3	0	0	0	0	2	74.30	\$6,872.50
Paul Scaletta	T-56th in 2011	1	4	1	0	0	0	0	1	72.75	\$2,115.00
Mark Scallen	T-63rd in 1983	3	8	1	0	0	0	0	0	76.25	\$277.72
Chuck Scally	T-17th in 1969	12	39	5	0	0	0	2	2	74.67	\$2,153.23
Bill Scarborough	Cut	5	12	0	0	0	0	0	0	79.33	\$0.00
Mark Schaare	T-65th in 1999	4	10	1	0	0	0	0	0	74.40	\$1,070.00
Ken Schall	T-12th in 1995	16	56	12	0	0	0	5	7	73.07	\$36,672.08
Herman Scharlau	T-46th in 1969	5	16	2	0	0	0	0	0	75.19	\$229.30
Sandy Scharlau	Cut	4	11	0	0	0	0	0	0	76.45	\$0.00
Marty Schiene	Cut	2	4	0	0	0	0	0	0	79.25	\$0.00
Brad Schiefelbein	Cut	7	19	0	0	0	0	0	0	76.74	\$0.00
Art Schilling	T-41st in 1982	7	22	1	0	0	0	0	0	75.77	\$675.00
Troy Schleicher	T-23rd in 2006	3	9	1	0	0	0	1	1	74.78	\$4,725.00
Mike Schlueter	T-19th in 1985	12	42	6	0	0	0	3	3	73.57	\$7,546.28
Ron Schmedemann	Cut	5	15	0	0	0	0	0	0	76.73	\$0.00
Brad Schmierer	Cut	6	17	0	0	0	0	0	0	75.29	\$800.00
Phil Schmitt	T-9th in 2007	4	14	3	0	0	1	1	0	72.43	\$18,442.50
Jason Schmuhl	T-15th in 2010	4	10	1	0	0	0	1	1	73.40	\$6,175.84
Cory Schneider	T-33rd in 2008	3	8	1	0	0	0	0	0	74.00	\$3,517.50
George Schneiter	Cut	5	13	0	0	0	0	0	0	79.46	\$0.00
Steve Schneiter	Winner in 1995	15	56	13	4	4	6	11	10	72.14	\$182,515.96
Curt Schnell	T-22nd in 1989	10	33	5	0	0	0	1	3	73.82	\$12,305.00
Bob Schoener	T-31st in 1972	5	15	2	0	0	0	0	0	75.93	\$1,016.50
Willard Scholl	T-35th in 1972	6	19	2	0	0	0	0	1	73.95	\$840.70
Kirk Schooley	T-93rd in 1993	4	12	1	0	0	0	0	2	74.17	\$575.50
John-A. Schoonover	T-66th in 1991	3	9	1	0	0	0	0	1	73.00	\$1,105.00
Mike Schuchart	T-6th in 1992	10	33	6	0	0	3	5	6	72.58	\$42,271.79
Rick Schuller	T-13th in 2003	11	36	7	0	0	0	3	5	73.36	\$22,702.10
Alan Schulte	2nd in 2006	9	29	5	1	1	2	3	5	73.31	\$72,505.00
Dirk Schultz	T-27th in 2001 & '04	7	22	4	0	0	0	0	2	73.09	\$10,403.69
Bill Schumaker	Winner in 1984	29	87	10	1	1	2	2	3	74.23	\$40,521.06
Jim Schuman	T-9th in 1998	8	26	6	0	0	1	1	1	74.04	\$17,980.00
Ed Schumann	T-81st in 1971	8	24	1	0	0	0	0	1	77.71	\$191.50
Pat Schwab	T-12th in 1975	11	39	7	0	0	0	3	5	74.51	\$4,257.66
Cary Sciorra	T-21st in 2003	4	14	3	0	0	0	2	0	74.43	\$9,156.25
Paul Scodeller	T-12th in 1968	5	18	4	0	0	0	1	3	73.56	\$1,710.32
Larry Scortichini	T-64th in 2008	2	6	1	0	0	0	0	1	74.33	\$1,900.00
Art Scott	T-56th in 1981	4	13	1	0	0	0	0	0	76.69	\$277.72
Bert Seagraves	T-83rd in 1973	4	13	1	0	0	0	0	1	74.85	\$236.00
Chuck Seals	Cut	4	9	0	0	0	0	0	0	78.11	\$0.00
Daniel Seawell	Cut	2	4	0	0	0	0	0	0	79.50	\$0.00
Jeff Seavey	T-30th in 2006	4	10	1	0	0	0	0	1	73.50	\$3,735.00
Robert Sedorcek	T-30th in 1995	7	21	3	0	0	0	0	4	73.90	\$4,690.89
Jim Seeley	T-9th in 1973	3	11	2	0	0	1	1	1	74.18	\$2,463.94
Steve Seig	93rd in 1991	1	4	1	0	0	0	0	1	71.50	\$585.00
Matt Seitz	T-6th in 2007	5	16	3	0	0	1	1	1	74.31	\$23,578.34
Bill Sellers	T-43rd in 1981	3	10	1	0	0	0	0	0	75.80	\$525.55

PGA PROFESSIONAL NATIONAL CHAMPIONSHIP

(The players included in this section is everyone that made at least one cut or played in 4 or more events.)

Player	Best Finish	Years	Rds	Cuts	Top 3	Top 5	Top 10	Top 25	Rds. In 60s	Scoring Avg	Money
Ed Selser	T-78th in 1985	5	17	2	0	0	0	0	0	75.12	\$1,184.50
Jack Seltzer	3rd in 1982	15	56	11	1	1	1	2	2	73.86	\$19,252.73
John Seltzer	T-58th in 2008	3	8	1	0	0	0	0	0	73.50	\$2,042.50
Jack Seyring	Cut	4	12	0	0	0	0	0	0	80.08	\$0.00
Brock Shafer	T-26th in 2010	2	6	1	0	0	0	0	0	72.67	\$4,605.00
Dick Shaiper	T-45th in 1974	5	17	3	0	0	0	0	0	74.29	\$462.78
Craig Shankland	T-7th in 1969	8	28	5	0	0	2	3	3	74.18	\$4,711.83
John Shawver	T-78th in 2007	2	6	1	0	0	0	0	1	75.83	\$1,587.50
Mike Shea	T-30th in 1974	1	4	1	0	0	0	0	0	73.75	\$857.78
Jared Shears	T-81st in 2010	1	4	1	0	0	0	0	0	76.00	\$1,512.50
Butch Sheehan	T-4th in 2007	3	10	2	0	1	1	1	0	74.10	\$26,750.00
Mark Sheftic	T-2nd in 2009	3	10	2	2	2	2	2	3	70.50	\$75,000.00
Tray Shehee	T-76th in 2004	2	6	1	0	0	0	0	0	75.33	\$1,290.00
Jeff Sheppard	T-76th in 2007	6	17	1	0	0	0	0	0	75.65	\$2,037.50
Brad Sherfy	T-3rd in 1996	11	43	11	1	1	3	5	8	72.14	\$48,198.68
John Sherman	T-44th in 1994	2	8	2	0	0	0	0	0	72.50	\$1,611.67
George Shortridge	T-5th in 1978 & '79	19	65	10	0	2	3	5	9	73.51	\$17,311.54
Luther Showaker	T-49th in 1980	6	19	1	0	0	0	0	0	76.53	\$265.86
Bill Shriver	T-26th in 1996	7	20	2	0	0	0	0	2	74.75	\$4,712.22
Rob Shuey	Cut	5	10	0	0	0	0	0	1	75.30	\$0.00
Andy Shuman	T-82nd in 1994	3	10	1	0	0	0	0	1	74.60	\$1,427.50
Steve Sieg	T-42nd in 2002	4	15	3	0	0	0	0	1	73.13	\$3,549.28
Charles Sifford	T-11th in 1979	4	16	4	0	0	0	2	1	73.25	\$3,866.33
Art Silvestrone	T-11th in 1969	7	26	5	0	0	0	3	2	73.65	\$3,487.05
Brooks Simmons	T-88th in 1981	3	10	1	0	0	0	0	0	76.00	\$277.71
Gaylon-"Tex" Simon	T-65th in 1973	6	19	2	0	0	0	0	1	75.63	\$419.33
Henrik Simonsen	T-64th in 2009	2	6	1	0	0	0	0	1	73.83	\$1,900.00
Robert Singletary	T-77th in 1989	8	26	3	0	0	0	0	3	74.73	\$3,107.50
Tom Sipula	Cut	6	13	0	0	0	0	0	1	73.23	\$400.00
Billy Sittton	Cut	2	4	0	0	0	0	0	0	75.50	\$0.00
Wes Skaggs	T-23rd in 2010	4	12	2	0	0	0	1	0	73.50	\$7,980.00
Ron Skayhan	T-54th in 2003	10	25	2	0	0	0	0	1	75.40	\$3,575.00
Jack Skilling	Cut	4	11	0	0	0	0	0	1	74.18	\$1,200.00
Sonny Skinner	2nd in 2008 & '10	5	18	4	2	2	2	2	4	71.17	\$102,380.00
Ed Slattery	Cut	2	4	0	0	0	0	0	0	80.50	\$0.00
Jack Slocum	T-15th in 1983	11	38	5	0	0	0	1	1	74.21	\$3,725.42
Matt Slowinski	T-45th in 2008	3	8	1	0	0	0	0	0	73.25	\$2,465.00
Tom Smack	T-21st in 1974	5	15	2	0	0	0	1	0	74.27	\$1,748.99
Mike Small	Winner in 2005, '09 & 10	8	32	8	5	6	7	7	12	70.50	\$342,415.00
Dale Smigelsky	T-53rd in 1994	2	6	1	0	0	0	0	0	73.67	\$850.00
Bob Smith	T-28th in 1984	8	26	3	0	0	0	0	1	75.08	\$2,061.93
Brandon Smith	T-29th in 2010	1	4	1	0	0	0	0	0	73.25	\$4,125.00
Bruce Smith	T-15th in 2010	9	27	5	0	0	0	3	2	73.59	\$19,560.83
Danny Smith	Cut	8	24	0	0	0	0	0	0	77.38	\$400.00
Dave Smith	T-57th in 1978	9	29	3	0	0	0	0	1	75.07	\$581.70
Dick Smith	T-4th in 1970	14	46	5	0	1	1	3	3	75.41	\$5,614.58
Dick Smith, Jr.	Cut	2	0	0	0	0	0	0	0	77.75	\$0.00
Earl Smith	T-74th in 1971	1	4	1	0	0	0	0	1	74.50	\$191.50
Eric Smith	T-63rd in 1990	2	4	1	0	0	0	0	0	73.00	\$730.56
George Smith	T-18th in 1971	4	16	4	0	0	0	1	3	73.50	\$2,833.66
Hubert Smith	T-67th in 1969	4	12	2	0	0	0	0	0	75.58	\$162.33
Jerry Smith	T-44th in 1994	1	4	1	0	0	0	0	0	73.00	\$946.66
Kris Smith	Cut	4	12	0	0	0	0	0	1	75.92	\$400.00
Rick Smith	T-55th in 1985	1	4	1	0	0	0	0	0	73.25	\$577.00
Robert Smith	T-21st in 1973	3	10	1	0	0	0	1	0	74.60	\$1,121.82
Ross Smith	Cut	4	12	0	0	0	0	0	0	76.75	\$400.00
Steve Smith	T-98th in 1978	4	12	1	0	0	0	0	0	76.00	\$180.70
Stuart Smith	T-12th in 2011	3	8	1	0	0	0	1	3	72.63	\$9,000.00
Tal Smith	T-85th in 1968	1	4	1	0	0	0	0	1	74.00	\$88.89
Todd-M. Smith	T-3rd in 1993	18	55	8	1	1	4	7	7	73.20	\$47,313.81
Walter Smith	T-52nd in 1996	5	12	1	0	0	0	0	0	75.00	\$1,315.00
Warren Smith	Cut	4	8	0	0	0	0	0	0	79.38	\$0.00
Wes Smith	T-18th in 1993	7	23	2	0	0	0	1	1	74.48	\$5,475.00
Ron Smith Jr.	T-4th in 1977	4	10	1	0	1	1	1	1	73.10	\$4,500.00
Steve Smitha	T-23rd in 1993	5	14	2	0	0	0	1	0	74.14	\$4,857.50
Lew Smither III	T-55th in 1985	1	4	1	0	0	0	0	1	73.25	\$577.00
Ronald Smoak	T-31st in 1978	5	16	2	0	0	0	0	1	74.06	\$1,144.32
Sam Snead	Winner in 1971	3	12	3	3	3	3	3	5	70.25	\$31,500.00
Jack Snyder	Cut	4	12	0	0	0	0	0	1	75.42	\$400.00
Steven Snyder	Cut	4	12	0	0	0	0	0	0	76.33	\$800.00
Jim Sobb	T-19th in 1994	19	58	6	0	0	0	1	4	74.40	\$13,847.28
Kurt Sokolowski	Cut	4	12	0	0	0	0	0	0	77.00	\$0.00

SELECTED PLAYER RECORDS

(The players included in this section is everyone that made at least one cut or played in 4 or more events.)

Player	Best Finish	Years	Rds	Cuts	Top 3	Top 5	Top 10	Top 25	Rds. In 60s	Scoring Avg	Money
Mick Soli	T-43rd in 1996	5	15	2	0	0	0	0	1	73.27	\$2,701.12
Jack Sommers	T-5th in 1978	9	30	4	0	1	1	1	1	74.57	\$5,853.79
Alan Sorenson	T-55th in 2001	3	8	1	0	0	0	0	1	74.63	\$1,230.00
Jeff Sorenson	T-8th in 2011	4	12	2	0	0	1	2	4	72.00	\$20,310.00
Mike Souchak	T-6th in 1968	5	20	5	0	0	1	1	3	73.05	\$2,576.95
Tom Sovay	T-67th in 1995	4	13	2	0	0	0	0	2	74.46	\$2,073.50
Bob Sowards	Winner in 2004	10	36	8	2	2	2	7	9	72.08	\$104,388.96
Carlton Sowers	T-66th in 1979	3	10	1	0	0	0	0	1	73.60	\$256.82
Gary Sowinski	Cut	5	13	0	0	0	0	0	1	73.54	\$800.00
Don Spears	110 in 1974	3	8	1	0	0	0	0	0	76.63	\$165.00
Scott Spence	3rd in 2005	10	27	4	1	1	1	2	3	73.96	\$38,200.00
Dave Spengler	T-21st in 2003	9	25	3	0	0	0	1	0	75.52	\$7,267.14
Brian Spitz	T-64th in 2008	4	10	1	0	0	0	0	1	75.50	\$1,900.00
Cary Splane	T-40th in 2006	6	17	2	0	0	0	0	0	74.12	\$5,276.25
Dan Spooner	T-83rd in 1981	5	16	1	0	0	0	0	0	77.94	\$277.71
Bill Sporre	T-76th in 1973	5	16	2	0	0	0	0	1	75.94	\$324.88
Clark Spratlin	T-22nd in 2007	7	24	5	0	0	0	1	3	73.79	\$15,412.50
Steve Spray	T-17th in 1978	9	31	4	0	0	0	3	4	73.68	\$5,013.75
James St. Germain	T-81st in 1983	5	16	1	0	0	0	0	0	75.94	\$277.72
Roland Stafford	T-32nd in 1973	11	36	4	0	0	0	0	1	75.72	\$1,458.83
Tim Stafford	T-30th in 1992	3	10	1	0	0	0	0	0	74.20	\$1,750.00
Jon Stanley	T-65th in 2004	5	16	2	0	0	0	0	0	74.94	\$3,457.50
Tracy Stansberry	76th in 2000	1	3	1	0	0	0	0	0	79.00	\$940.00
Chris Starkjohann	5th in 1992 & 2006	13	49	11	0	2	2	6	10	72.55	\$62,359.34
Larry Startzel	T-22nd in 1976	9	29	2	0	0	0	1	2	74.52	\$1,780.54
Kent Stauffer	T-16th in 1998	12	39	6	0	0	0	3	1	73.97	\$15,652.50
Kirk Stauffer	T-26th in 2003	5	17	2	0	0	0	0	1	73.12	\$7,991.25
Jerry Steelsmith	T-2nd in 1971	8	28	5	1	1	2	4	4	72.75	\$12,159.86
Doug Steffen	T-36th in 1983	6	20	2	0	0	0	0	0	75.50	\$1,890.22
Scott Steger	T-31st in 1993	6	20	2	0	0	0	0	3	73.25	\$2,637.50
Jeff Steinberg	T-62nd in 1981	11	38	5	0	0	0	0	2	75.05	\$1,919.73
Rich Steinmetz	T-9th in 2005	7	20	4	0	0	1	2	0	72.95	\$23,949.58
Ronald Stelten	T-8th in 2000	6	17	3	0	0	2	3	1	73.65	\$16,510.00
Bob Stephens	Cut	3	8	0	0	0	0	0	0	76.63	\$400.00
Craig Stephens	T-43rd in 1986	2	7	1	0	0	0	0	0	75.00	\$771.00
Pat Stephens	T-70th in 2007	7	21	2	0	0	0	0	2	74.00	\$4,450.00
Roger Stern	Cut	7	20	0	0	0	0	0	1	76.55	\$0.00
Craig Stevens	T-9th in 2002	14	49	9	0	0	1	4	2	73.92	\$33,087.00
Ben Stewart	T-62nd in 2006	2	6	1	0	0	0	0	0	74.50	\$1,962.50
Earl Stewart	T-18th in 1968	1	4	1	0	0	0	1	0	71.25	\$561.37
Wheeler Stewart	T-8th in 1985	9	30	4	0	0	1	2	2	74.47	\$14,371.43
Don Stickney	T-69th in 1972	10	31	3	0	0	0	0	0	77.03	\$552.88
Ken Still	T-85th in 1983	2	7	1	0	0	0	0	0	76.14	\$277.71
Jason Stilly	Cut	2	4	0	0	0	0	0	1	73.75	\$0.00
Chad Stocker	T-59th in 2009	2	6	1	0	0	0	0	2	73.00	\$2,028.00
Waddy Stokes	T-25th in 1978	4	13	1	0	0	0	1	2	73.92	\$1,066.66
John Stone	T-7th in 1997	7	22	4	0	0	1	1	3	74.18	\$12,291.67
Roger Stone	Cut	4	12	0	0	0	0	0	0	77.25	\$0.00
Stan Stopa	T-49th in 1989	5	16	1	0	0	0	0	0	74.50	\$2,396.66
Brad Stormon	Cut	4	12	0	0	0	0	0	1	76.08	\$1,200.00
Dick Stranahan	T-46th in 1969	5	15	2	0	0	0	0	1	74.67	\$331.91
Austin Straub	T-25th in 1978	3	11	2	0	0	0	1	1	74.27	\$1,858.20
Tom Strueber	Cut	4	10	0	0	0	0	0	0	77.20	\$800.00
Raymond Streeter	Cut	6	18	0	0	0	0	0	0	78.33	\$800.00
Glenn Stuart	T-16th in 1973	11	34	4	0	0	0	1	3	75.50	\$2,294.37
Glen Stubblefield	Cut	5	15	0	0	0	0	0	1	75.40	\$1,600.00
Larry Stubblefield	T-92nd in 1978	1	4	1	0	0	0	0	1	73.00	\$180.70
Mike Stubblefield	T-87th in 1982	4	12	1	0	0	0	0	0	77.33	\$209.42
Brent Studer	T-34th in 1999	8	24	2	0	0	0	0	2	73.88	\$6,116.25
Keith Stuhler	T-84th in 1980	1	4	1	0	0	0	0	1	75.50	\$230.61
Stephen Stull	T-35th in 2001	5	15	1	0	0	0	0	0	76.33	\$1,860.00
Grant Sturgeon	T-8th in 2009	1	4	1	0	0	1	1	3	70.00	\$13,500.00
Eddie Suchora	Cut	2	4	0	0	0	0	0	0	76.25	\$0.00
Michael Suhre	T-24th in 2009	1	4	1	0	0	0	1	1	70.75	\$4,905.00
Bryan Sullivan	T-37th in 1994	9	26	4	0	0	0	0	1	74.58	\$5,907.50
Chip Sullivan	Winner in 2007	14	47	9	2	2	3	5	9	73.00	\$139,188.87
Buddy Sullivan	T-37th in 1970	2	6	1	0	0	0	0	0	74.17	\$285.00
Bruce Summerhays	T-5th in 1976	12	46	10	0	1	2	3	3	73.65	\$11,965.58
Nevin Sutcliffe	T-43rd in 2004	5	14	2	0	0	0	0	0	75.07	\$4,285.00
Tom Sutter	70th in 2001	10	31	3	0	0	0	0	1	75.42	\$3,210.00
Matt Swanson	T-66th in 1996	2	6	1	0	0	0	0	1	73.67	\$1,193.85
Tim Sweborg	Cut	6	18	0	0	0	0	0	0	77.72	\$0.00

PGA PROFESSIONAL NATIONAL CHAMPIONSHIP

(The players included in this section is everyone that made at least one cut or played in 4 or more events.)

Player	Best Finish	Years	Rds	Cuts	Top 3	Top 5	Top 10	Top 25	Rds. In 60s	Scoring Avg	Money
Don Sweeting	T-41st in 1998	4	9	1	0	0	0	0	1	74.22	\$2,020.00
Bob Swift	T-30th in 1971	3	9	1	0	0	0	0	1	75.33	\$825.00
Milan Swilor	T-2nd in 1999	15	48	6	1	1	1	1	6	74.13	\$27,558.60
Jay Synkelma	Cut	3	6	0	0	0	0	0	0	77.00	\$0.00
Kevin Syring	T-37th in 2007	2	7	1	0	0	0	0	1	74.86	\$3,415.00
Joe Taggert	T-61st in 1971	1	4	1	0	0	0	0	1	74.00	\$191.50
Tom Talkington	T-81st in 1975	7	20	1	0	0	0	0	0	77.90	\$225.00
Tom Tatum	11th in 1986	9	28	1	0	0	0	1	1	74.75	\$8,100.00
Bret Taylor	6th in 1997	8	28	6	0	0	1	1	3	73.79	\$17,771.25
Jack Taylor	T-80th in 1968	1	4	1	0	0	0	0	0	73.75	\$88.89
Joe Taylor	T-34th in 1975	5	16	2	0	0	0	0	0	74.81	\$1,333.33
Joel Taylor	T-17th in 1969	3	10	2	0	0	0	1	1	74.40	\$819.83
John Taylor	T-83rd in 1981	4	12	1	0	0	0	0	0	77.33	\$277.71
Mike Taylor	T-12th in 1995	7	24	4	0	0	0	1	2	72.58	\$11,575.20
Phil Taylor	Cut	4	12	0	0	0	0	0	1	75.42	\$800.00
Stuart Taylor	T-54th in 1984	7	23	2	0	0	0	0	1	74.43	\$635.64
David Tentis	T-11th in 2004	9	27	6	0	0	0	4	2	73.07	\$27,115.00
Eddie Terasa	T-10th in 1993	16	52	9	0	0	1	5	7	73.65	\$26,595.99
Rick Terrell	T-79th in 1984	3	10	1	0	0	0	0	0	75.30	\$425.00
Ralph Terry	T-76th in 1973	9	28	1	0	0	0	0	0	75.57	\$236.00
Ron Terry	T-12th in 1978	1	4	1	0	0	0	1	1	70.50	\$1,900.00
Joe Tesori	Cut	9	26	0	0	0	0	0	0	77.12	\$400.00
Kyley Tetley	Cut	2	4	0	0	0	0	0	0	76.75	\$0.00
Bob Thatcher	T-77th in 1971	4	13	1	0	0	0	0	1	75.62	\$191.50
Tim Thelen	Winner in 2000 & '03	13	51	13	3	6	8	10	12	71.78	\$226,492.49
Stan Thirsk	T-4th in 1971	15	53	8	0	1	3	4	4	73.43	\$11,015.67
Craig Thomas	T-4th in 2009	10	35	7	0	1	2	5	6	73.11	\$66,984.50
George Thomas	T-76th in 1976	11	33	3	0	0	0	0	3	75.70	\$598.51
Tommy Thomas	T-43rd in 1986	3	11	2	0	0	0	0	0	74.82	\$1,126.98
Gene Thompson	T-7th in 1969	7	25	5	0	0	1	2	0	73.84	\$3,538.93
Jim Thompson	T-87th in 1982	6	19	1	0	0	0	0	0	78.47	\$209.43
Kim Thompson	T-6th in 1989	20	64	9	0	0	1	4	5	73.72	\$33,471.43
Robert Thompson	T-9th in 1998 & 2004	11	39	9	0	0	2	3	6	74.08	\$31,748.66
Jeff Thomsen	2nd in 1989	11	39	8	1	1	1	2	7	72.87	\$30,528.14
Olly Thomson	T-68th in 2011	1	4	1	0	0	0	0	0	73.25	\$1,787.50
Oliver Thomson	T-30th in 2006	3	8	1	0	0	0	0	0	75.50	\$3,735.00
Daniel Thore	T-27th in 1998	4	12	1	0	0	0	0	0	74.83	\$2,885.00
David Thore	T-5th in 1987	11	34	4	0	1	1	1	0	74.85	\$14,289.00
Brian Thornton	T-33rd in 2008	3	10	2	0	0	0	0	1	73.00	\$6,137.50
Bill Tindall	T-41st in 1985	8	29	5	0	0	0	0	1	74.62	\$3,287.50
Dennis Tiziani	T-6th in 1975	10	36	6	0	0	1	1	3	74.56	\$4,059.87
Thomas Tobey	T-22nd in 2005	7	18	2	0	0	0	1	0	75.39	\$5,640.00
Richard Tock	T-30th in 1977	12	37	1	0	0	0	0	1	76.00	\$1,591.54
Mark Tomedolskey	T-30th in 2006	2	6	1	0	0	0	0	0	73.83	\$3,735.00
Gene Torres	T-15th in 1977	10	36	6	0	0	0	1	1	74.42	\$4,545.21
Victor Tortorici	T-55th in 1986	5	16	2	0	0	0	0	0	74.00	\$1,771.00
Felice Torza	98th in 1974	2	6	1	0	0	0	0	0	78.00	\$165.00
Harry Toscano	T-72nd in 1990	3	10	1	0	0	0	0	0	74.90	\$1,065.00
Bob Toski	T-28th in 1975	1	4	1	0	0	0	0	1	73.00	\$973.66
Christopher Toulson	T-2nd in 1999	8	22	3	1	1	1	2	1	73.73	\$23,507.97
Ricky Touma	T-53rd in 2001	5	14	2	0	0	0	0	0	75.43	\$2,867.50
Ken Towns	T-60th in 1968	7	26	5	0	0	0	0	2	74.92	\$741.82
John Traub	Winner in 1980	26	76	8	1	1	1	2	4	74.99	\$30,138.96
Skip Tredway	T-72nd in 1987	9	28	1	0	0	0	0	1	74.75	\$1,375.00
Todd Tremaglio	T-56th in 2000	1	3	1	0	0	0	0	0	76.33	\$1,240.00
Peter Trenham	Cut	5	14	0	0	0	0	0	1	76.07	\$0.00
Kevin Triefenbach	83rd in 2002	3	8	1	0	0	0	0	0	76.13	\$940.00
Paul Trittler	T-22nd in 2005	9	30	5	0	0	0	2	1	74.07	\$17,240.34
Gary Trivisonno	T-7th in 1990	11	35	5	0	0	2	3	5	72.80	\$25,901.00
Ed Trojan Jr.	T-90th in 1971	1	4	1	0	0	0	0	1	75.75	\$191.50
Odell Trueblood	Cut	4	10	0	0	0	0	0	0	75.20	\$0.00
Chris Tucker	T-5th in 1999	15	50	9	0	1	2	5	7	73.60	\$42,258.45
Jerry Tucker	T-34th in 1988	19	63	9	0	0	0	0	2	74.52	\$8,779.72
Mark Tucker	Cut	2	4	0	0	0	0	0	0	77.75	\$0.00
Mike Tucker	Cut	8	18	0	0	0	0	0	1	75.11	\$400.00
Jim Tuller	Cut	4	11	0	0	0	0	0	0	77.82	\$0.00
Bryan Tunstill	T-51st in 2004	2	6	1	0	0	0	0	0	74.17	\$1,980.00
Dick Turner	T-18th in 1968	4	11	1	0	0	0	1	1	74.45	\$561.36
Grant Turner	Cut	4	7	0	0	0	0	0	1	77.14	\$400.00
Harry Turner	T-63rd in 1983	1	4	1	0	0	0	0	0	75.75	\$277.72
J.D. Turner	T-71st in 1977	5	16	2	0	0	0	0	2	74.31	\$391.34
Mike Turnesa Jr.	Cut	4	12	0	0	0	0	0	0	77.67	\$0.00

SELECTED PLAYER RECORDS

(The players included in this section is everyone that made at least one cut or played in 4 or more events.)

Player	Best Finish	Years	Rds	Cuts	Top 3	Top 5	Top 10	Top 25	Rds. In 60s	Scoring Avg	Money
Eddie Tyree	Cut	4	11	0	0	0	0	0	1	78.73	\$0.00
Tom Ulozas	T-17th in 1975	5	18	3	0	0	0	2	3	73.22	\$2,889.81
Gus Ulrich	T-26th in 2010	6	22	5	0	0	0	0	1	74.18	\$14,266.54
Carl Unis	T-27th in 1976	15	44	2	0	0	0	0	0	76.39	\$1,438.46
Brett Upper	Winner in 1990	19	53	6	2	2	2	3	7	75.51	\$63,664.99
Jim Urban	T-40th in 1983	4	13	1	0	0	0	0	0	75.69	\$650.00
Sam Urzetta	T-46th in 1970	3	8	1	0	0	0	0	0	75.75	\$120.78
Patrick Vadden	T-76th in 2011	1	4	1	0	0	0	0	1	74.00	\$1,587.50
Tommy Valentine	T-43rd in 1991	3	10	1	0	0	0	0	3	72.60	\$1,771.00
Tony Valentine	T-59th in 1986	5	13	1	0	0	0	0	0	75.62	\$637.00
Don Vallario	T-76th in 1976	1	4	1	0	0	0	0	1	74.00	\$183.33
Greg Van Natta	T-72nd in 1995	3	10	2	0	0	0	0	0	73.30	\$1,295.00
Bill Van Orman	T-28th in 1997	6	16	2	0	0	0	0	1	73.13	\$2,990.00
Brent Veenstra	T-36th in 1990	6	20	2	0	0	0	0	2	73.60	\$2,796.14
Bill Ventresca	T-56th in 1974	5	13	1	0	0	0	0	0	75.77	\$165.00
Maurice Ver Brugge	T-6th in 1974	10	36	7	0	0	1	4	4	74.19	\$7,463.73
Steve Veriato	T-6th in 1984	9	34	7	0	0	2	4	3	72.15	\$31,984.50
Rick Vershure	T-19th in 1985	12	37	2	0	0	0	2	3	74.46	\$5,605.00
Ed Vietmeier	T-50th in 1995	4	11	1	0	0	0	0	1	75.45	\$1,255.00
Gordon Vietmeier	T-31st in 2007	6	19	4	0	0	0	0	0	74.11	\$8,407.50
Orrin Vincent	T-58th in 1979	1	4	1	0	0	0	0	1	72.25	\$256.82
Everett Vinzant	T-81st in 1971	10	31	2	0	0	0	0	1	75.77	\$356.50
Ron Vlosich	T-21st in 1988	9	29	3	0	0	0	1	5	73.90	\$4,675.12
Mark Voeller	T-64th in 2009	2	6	1	0	0	0	0	0	73.33	\$1,900.00
Dustin Volk	85rd in 2011	2	6	1	0	0	0	0	0	74.83	\$1,425.00
Charles Volpone Jr.	T-4th in 1971	10	31	5	0	1	1	2	5	73.23	\$8,337.13
David Von Hoffmann	T-59th in 2009	2	6	1	0	0	0	0	1	74.17	\$2,028.00
Richard Von Tacky	Cut	3	7	0	0	0	0	0	0	76.00	\$400.00
Ernie Vossler	T-18th in 1968	1	4	1	0	0	0	1	1	71.25	\$561.36
Roy Vucinich	T-28th in 1985	18	58	6	0	0	0	0	3	75.03	\$6,101.97
Dick Wagley	Cut	4	12	0	0	0	0	0	0	75.42	\$800.00
Phil Wagoner	T-93rd in 1989	1	4	1	0	0	0	0	0	74.25	\$565.00
James Wahl	T-33rd in 2008	3	8	1	0	0	0	0	1	73.75	\$3,517.50
Tom Waitrovich	T-43rd in 1997	8	22	3	0	0	0	0	3	73.55	\$3,531.66
Craig Walker	T-33rd in 2002	1	4	1	0	0	0	0	0	74.00	\$2,375.00
Bob Wallace	Cut	4	12	0	0	0	0	0	0	75.50	\$0.00
John Wallace	Cut	3	6	0	0	0	0	0	0	76.00	\$0.00
Tony Wallin	T-23rd in 1981	12	38	2	0	0	0	1	2	74.76	\$2,909.71
Jeff Walser	Cut	4	9	0	0	0	0	0	0	77.44	\$0.00
Scott Walter	T-30th in 1992	6	22	4	0	0	0	0	0	73.86	\$3,829.33
Tim Walton	T-53rd in 1988	6	18	2	0	0	0	0	1	75.17	\$2,395.00
Fred Wampler	T-18th in 1971	10	32	5	0	0	0	1	3	74.94	\$2,069.24
Robby Ware	T-4th in 1995	4	14	3	0	1	1	2	3	71.86	\$17,989.33
Tom Wargo	T-3rd in 1986	7	27	6	1	3	3	5	7	71.48	\$49,333.57
Heath Wassem	T-47th in 1999	5	14	1	0	0	0	0	0	75.71	\$2,205.00
Scott Watkins	T-23rd in 2000	7	25	5	0	0	0	1	1	74.04	\$7,592.65
Bob Watson	T-87th in 1972	3	9	1	0	0	0	0	0	77.11	\$204.54
Craig Watson	T-28th in 1984	2	7	1	0	0	0	0	0	74.00	\$1,195.00
Roger Watson	Winner in 1974 & '75	20	60	7	2	2	2	2	6	75.42	\$36,643.28
Blake Watts	T-61st in 2011	1	4	1	0	0	0	0	1	73.00	\$1,950.00
Bert Weaver	T-18th in 1972	5	19	4	0	0	0	3	0	73.89	\$4,026.11
Buddy Weaver	T-75th in 1972	5	16	1	0	0	0	0	1	74.69	\$204.54
Dewitt Weaver	T-23rd in 1979	4	14	2	0	0	0	1	2	73.36	\$1,869.03
Ned Weaver	T-66th in 1996	6	15	1	0	0	0	0	0	74.40	\$1,193.85
Jack Webb	T-49th in 1968	8	25	2	0	0	0	0	0	76.68	\$172.79
Larry Webb	Winner in 1983	13	34	4	1	1	2	2	5	75.41	\$29,344.43
Ron Weber	T-37th in 1970	4	14	2	0	0	0	0	1	74.64	\$476.50
David Wedzik	T-52nd in 2010	2	6	1	0	0	0	0	0	73.67	\$2,271.67
Tom Weedard	T-43rd in 1991	1	4	1	0	0	0	0	2	70.00	\$971.00
James Weeden	T-39th in 1987	1	4	1	0	0	0	0	0	72.50	\$950.00
Don Wegrzyn	T-39th in 1974	3	11	2	0	0	0	0	1	74.64	\$801.50
Tim Weinhart	T-5th in 2002	13	43	9	0	1	3	5	6	72.91	\$68,147.07
Al Weinhold	T-63rd in 1990	3	10	1	0	0	0	0	0	75.60	\$730.56
Dennis Wells	T-58th in 2008	3	8	1	0	0	0	0	0	75.75	\$2,042.50
Pat Welch	T-48th in 1975	6	19	1	0	0	0	0	0	77.58	\$262.75
Ron Wells	T-18th in 1984	5	19	4	0	0	0	2	2	74.68	\$5,640.71
Robert Wenz Jr.	T-93rd in 1982	4	13	1	0	0	0	0	1	77.00	\$209.42
Rick Werner	T-8th in 1984	6	19	2	0	0	1	2	0	75.53	\$8,750.00
Mike West	T-30th in 1991	3	10	1	0	0	0	0	1	72.70	\$2,700.00
Jim Westbrook	Cut	4	12	0	0	0	0	0	0	77.67	\$0.00
Brad Westfall	T-39th in 2003	7	20	3	0	0	0	0	3	74.65	\$4,093.85
Suzy Whaley	T-64th in 2005	2	6	1	0	0	0	0	0	77.83	\$1,832.50

Player	Best Finish	Years	Rds	Cuts	Top 3	Top 5	Top 10	Top 25	Rds. In 60s	Scoring Avg	Money
Frank Wharton	T-47th in 1971	5	16	2	0	0	0	0	0	75.19	\$483.76
Larry Wheeler	T-68th in 1984	7	21	3	0	0	0	0	0	75.38	\$1,542.00
Steve Whillock	T-52nd in 1990	4	14	2	0	0	0	0	1	75.21	\$2,257.50
Victor Whipp	T-80th in 1991	4	14	2	0	0	0	0	1	72.86	\$1,612.50
Don White	Cut	4	9	0	0	0	0	0	0	78.11	\$0.00
Fletcher White	T-89th in 1992	5	16	1	0	0	0	0	0	76.56	\$1,402.50
Henry White	T-26th in 2003	7	21	2	0	0	0	0	1	74.10	\$4,031.75
Jay-Alan White	T-83rd in 1975	10	28	1	0	0	0	0	1	76.54	\$225.00
Jim White	2nd in 1985	25	82	13	1	1	2	5	10	73.83	\$44,140.85
Jeff Whitfield	T-78th in 1983	1	4	1	0	0	0	0	0	76.50	\$277.72
Rick Whitfield	T-54th in 1984	7	21	1	0	0	0	0	0	75.71	\$425.00
Edward Whitman	T-16th in 1988	15	51	9	0	0	0	3	4	73.37	\$17,045.37
Buddy Whitten	Winner in 1979	20	70	11	1	1	2	4	5	73.31	\$33,230.16
Jesse Whittenton	T-92nd in 1969	1	4	1	0	0	0	0	0	76.00	\$90.90
Richard Whittet	Cut	6	18	0	0	0	0	0	0	78.00	\$0.00
Chris Wiemers	T-12th in 2006	4	12	2	0	0	0	2	1	74.67	\$13,250.00
Paul Wightman	T-73rd in 2007	1	4	1	0	0	0	0	0	75.75	\$1,700.00
Terry Wilcox	T-12th in 1975	11	37	4	0	0	0	1	1	74.00	\$3,853.54
Rob Wilkin	T-7th in 1997	18	62	13	0	0	3	3	6	73.39	\$39,051.10
Dan Wilkins	T-72nd in 1995	2	6	1	0	0	0	0	0	74.17	\$677.50
Daniel Wilkins	T-64th in 2008	1	10	2	0	0	0	0	0	73.90	\$2,577.50
Gary Wilkins	T-29th in 1983	5	16	1	0	0	0	0	0	75.81	\$1,371.43
Larry Wilkinson	T-93rd in 1968	1	4	1	0	0	0	0	0	75.00	\$88.88
Art Williams	Cut	4	12	0	0	0	0	0	0	76.50	\$800.00
Scott Williams	T-9th in 1998	10	32	5	0	0	1	2	2	74.25	\$17,384.03
T. Williams	T-87th in 1969	1	4	1	0	0	0	0	0	74.75	\$90.90
Eric Williamson	T-55th in 2010	2	6	1	0	0	0	0	1	75.17	\$2,160.00
Bud Williamson Jr.	Cut	6	15	0	0	0	0	0	0	76.00	\$0.00
Rex Wilsen	T-88th in 1975	3	8	1	0	0	0	0	0	76.25	\$225.00
Herb Wimberly	T-80th in 1968	3	9	1	0	0	0	0	0	74.00	\$88.89
Thomas Wine	Cut	4	12	0	0	0	0	0	0	77.58	\$0.00
B.G. Winings	T-80th in 1991	5	14	1	0	0	0	0	1	75.14	\$1,037.00
Chris Winkel	T-39th in 2003	3	10	2	0	0	0	0	0	75.60	\$3,590.00
Dennis Winters	T-38th in 1995	7	16	1	0	0	0	0	0	74.38	\$1,100.00
Sean Winters	T-29th in 2010	2	6	1	0	0	0	0	0	74.33	\$4,125.00
Gary Wintz	T-15th in 1980	4	14	2	0	0	0	1	3	73.00	\$2,354.72
Larry Wise	T-23rd in 1971	5	18	3	0	0	0	1	1	74.78	\$1,274.79
Paul Wise	T-19th in 1983	10	35	5	0	0	0	2	2	74.54	\$5,106.39
Jerry Wisz	T-23rd in 1993	6	21	3	0	0	0	1	2	73.62	\$4,739.00
Rick Witt	T-41st in 2008	5	12	1	0	0	0	0	1	74.33	\$2,915.00
Bob Wolcott	Cut	2	4	0	0	0	0	0	0	74.75	\$0.00
Erik Wolf	T-9th in 2007	2	6	1	0	0	1	1	1	72.50	\$12,750.00
Gregg Wolff	T-28th in 1990	9	30	5	0	0	0	0	3	73.43	\$5,480.45
Mark Wolfia	T-55th in 1983	6	18	1	0	0	0	0	0	77.00	\$277.72
Charlie Wood	T-74th in 1980	3	10	1	0	0	0	0	0	75.00	\$230.61
Dan Wood	T-13th in 1991	6	20	2	0	0	0	1	2	73.60	\$6,718.50
Thorne Wood	Cut	4	11	0	0	0	0	0	0	78.00	\$0.00
Willard Wood	T-28th in 1970	6	15	1	0	0	0	0	0	74.67	\$457.50
Tom Woodard	T-15th in 1990	4	15	3	0	0	0	1	2	72.73	\$6,848.00
Jim Woodward	T-8th in 1986 & 2000	9	31	7	0	0	2	3	2	73.65	\$25,059.91
Rick Worsham	Cut	4	11	0	0	0	0	0	0	78.64	\$0.00
Jimmy Wright	2nd in 1969	18	65	14	1	4	5	10	7	73.20	\$27,836.14
Troy Wright	T-85th in 1968	1	4	1	0	0	0	0	0	74.00	\$88.89
Bruce Wyatt	T-32nd in 1970	3	8	1	0	0	0	0	0	73.63	\$318.00
Lee Wykle	T-39th in 1978	2	8	2	0	0	0	0	2	72.13	\$919.32
Tag Wylie	T-31st in 2002	1	4	1	0	0	0	0	1	73.75	\$2,525.00
Bob Wynn	3rd in 1983	3	11	2	1	1	1	1	1	73.55	\$10,425.00
Mike Wynn	T-14th in 1982	4	14	2	0	0	0	2	0	74.36	\$4,100.00
Mark Yannotta	T-39th in 2005	2	6	1	0	0	0	0	0	76.17	\$2,900.00
Wayne Yates	T-42nd in 1972	2	8	2	0	0	0	0	0	74.63	\$609.08
Greg Yeomans	Cut	2	4	0	0	0	0	0	0	76.25	\$0.00
Mickey Yokoi	T-40th in 2006	2	8	2	0	0	0	0	1	72.25	\$5,432.09
Todd Yoshitake	T-97th in 1992	2	7	1	0	0	0	0	1	73.00	\$536.50
David Young	Cut	3	7	0	0	0	0	0	0	76.57	\$0.00
Donald Yrene	T-6th in 2007	9	28	5	0	0	3	4	5	73.18	\$50,158.33
Jeff Yurkiewicz	T-22nd in 2005	3	8	1	0	0	0	1	1	75.13	\$4,250.00
Bruce Zabriski	Winner in 1997	14	50	11	1	3	4	8	10	71.80	\$89,211.67
Mike Zarembo	T-53rd in 1988	9	27	3	0	0	0	0	0	75.59	\$3,172.00
Jacob Zastko	T-46th in 1970	2	6	1	0	0	0	0	0	74.00	\$120.78
Larry Zee	T-58th in 1979	2	7	1	0	0	0	0	1	73.29	\$256.82
Ian Ziska	T-39th in 2007	3	8	1	0	0	0	0	0	74.25	\$2,921.25
Dave Zink	T-43rd in 1980	3	10	1	0	0	0	0	0	79.40	\$612.50

SELECTED PLAYER RECORDS

(The players included in this section is everyone that made at least one cut or played in 4 or more events.)

Player	Best Finish	Years	Rds	Cuts	Top 3	Top 5	Top 10	Top 25	Rds. In 60s	Scoring Avg	Money
Mike Zinni	T-47th in 2007	9	27	2	0	0	0	0	1	74.74	\$3,180.85
Billy Ziobro	T-94th in 1988	6	19	1	0	0	0	0	2	75.32	\$565.00
Ian Ziska	T-39th in 2007	2	6	1	0	0	0	0	0	74.00	\$2,921.25
John Zontek	Cut	4	10	0	0	0	0	0	0	77.10	\$0.00
Andrew Zullo	Cut	4	9	0	0	0	0	0	0	76.56	\$400.00
Zane Zwemke	T-23rd in 2004	1	4	1	0	0	0	1	1	72.25	\$3,975.00
Shane Zywiec	T-44th in 2009	3	12	3	0	0	0	0	0	73.25	\$5,923.34

PGA PROFESSIONAL NATIONAL CHAMPIONSHIP RECORDS

***before record means its not an official record since rain forced the 1991 Club Professional to alter a course to a Par 66*

BEST 72-HOLE SCORE

271 by Darrell Kestner (73-64-67-67) in 1996
 272 by Howell Fraser (72-66-65-69) in 1968
 272 by Dan Bateman (66-69-68-69) in 1996
 273 by Ron McDougal (67-69-68-69) in 1992
 274 by Rick Lewallen (69-64-69-72) in 1996
 274 by Jeff Roth (72-69-65-68) in 1996
 274 by Brad Sherfy (68-67-65-74) in 1996
 274 by David Hutsell (69-70-67-68) in 2011
 274 by Scott Erdmann (65-68-69-72) in 2011
 274 by Faber Jamerson (68-67-69-70) in 2011
 275 by Bob Rosburg (71-66-66-72) in 1969
 275 by Sam Snead (67-65-74-69) in 1971
 75 by Brett Upper (67-65-74-69) in 1990
 275 by Jeff Roth (68-69-66-72) in 1993
 275 by Tad Holloway (65-71-69-70) in 1996
 275 by Bruce Zabriski (70-67-67-71) in 1996
***267 by Larry Gilbert (67-65-67-68) in 1991*

BEST 72-HOLE SCORE BY A NON-WINNER

272 By Dan Bateman (66-69-68-69) in 1996
 274 by Rick Lewallen (69-64-69-72) in 1996
 274 by Jeff Roth (72-69-65-68) in 1996
 274 by Brad Sherfy (68-67-65-74) in 1996
 274 by Scott Erdmann (65-68-69-72) in 2011
 274 by Faber Jamerson (68-67-69-70) in 2011
 275 by Tad Holloway (65-71-69-70) in 1996
 275 by Bruce Zabriski (70-67-67-71) in 1996

HIGHEST 72-HOLE SCORE BY WINNER

289 by Mike Small (73-76-71-69) in 2005
 287 by Bob Boyd (70-74-73-70) in 1988
 287 by Jeff Freeman (70-70-72-75) in 1999
 285 by Rex Baxter (71-68-75-71) in 1970
 285 by Larry Gilbert (67-70-74-74) in 1981

BEST SCORE FIRST 54 HOLES

202 by Scott Erdmann (65-68-69) in 2011
 203 by Howell Fraser (72-66-65) in 1968
 203 by Jimmy Wright (66-67-70) in 1969
 203 by Bob Rosburg (71-66-66) in 1969
 203 by Gibby Gilbert (70-66-67) in 1990
 203 by Jeff Roth (68-69-66) in 1993
 203 by Sean Dougherty (67-64-72) in 2011
 204 by Jim Ferree (69-67-68) in 1978
 204 by Brett Upper (69-69-66) in 1990
 204 by Ron McDougal (67-69-68) in 1992
 204 by Jeff Coston (70-64-70) in 2004
 204 by Faber Jamerson (68-67-69) in 2011
 204 by Robert McClellan (70-68-66) in 2011
 204 by Stuart Smith (68-67-69) in 2011
*** 196 by Bruce Zabriski (66-71-59) in 1991*

BEST SCORE LAST 54 HOLES

198 by Darrell Kestner (64-67-67) in 1996
 200 by Howell Fraser (66-65-69) in 1968
 201 by Grant Sturgeon (65-67-69) in 2009
 201 by Danny Balin (68-70-63) in 2011
 202 by Jeff Roth (69-65-68) in 1996
 203 by Sammy Rachels (68-65-70) in 1992
 204 by Bob Rosburg (66-66-72) in 1969
 204 by Le Rinker (66-68-70) in 2006
***199 by Ron McDougal (61-67-71) in 1991*

BEST SCORE FIRST 36 HOLES

131 by **Sean Dougherty** (67-64) in 2001
 132 by Sam Snead (67-65) in 1971
 133 by Jimmy Wright (66-67) in 1969
 133 by Bob Leaver (67-66) in 1978
 133 by Rick Lewallen (69-64) in 1996
 133 by Scott Erdmann (65-68) in 2011
 133 by Jeff Sorenson (65-68) in 2011
 134 by Chuck Malchaski (66-68) in 1968
 134 by Ron McDougal (68-66) in 1993
 134 by Stephen Keppler (68-66) in 1996
 134 by John Hickson (68-66) in 1996
 134 by Wayne DeFrancesco (65-69) in 2001
 134 by Jeff Coston (70-64) in 2004
***129 by Gene Fieger (65-65) in 1991*
***129 by Mike SanFilippo (66-63) in 1991*
***129 by Steve Veriato (63-66) in 1991*
***129 by Jon Chaffee (62-67) in 1991*



Sean Dougherty

BEST SCORE LAST 36 HOLES

133 by Jeff Roth (65-68) in 1996
 133 by Danny Balin (70-63) in 2011
 134 by Howell Fraser (65-69) in 1968
 134 by John Calabria (66-68) in 1979
 134 by Darrell Kestner (67-67) in 1996
 135 by Sammy Rachels (65-70) in 1992
 135 by Chris Peddicord (67-68) in 1992
 135 by Eric Lippert (65-70) in 2009
 135 by David Hutsell (67-68) in 2011
***132 by Bob Groff (63-69) in 1991*

BEST 18-HOLE SCORE

63 by Eddie Famula in 1971 (1st Round)
 63 by Danny Balin in 2011 (final round)
 64 by Jerry Steelsmith in 1978 (1st Round)
 64 by Tim Collins in 1978 (2nd Round)
 64 by Gibby Gilbert in 1987 (2nd Round)
 64 by Rick Lewallen in 1996 (2nd Round)
 64 by Darrell Kestner in 1996 (2nd Round)
 64 by Rick Hartmann in 1996 (2nd Round)
 64 by Bob Sowards in 1996 (2nd Round)
 64 by Phil Bland in 1996 (3rd Round)
 64 by Jeff Coston in 2004 (2nd Round)
 64 by Sean Dougherty in 2011 (2nd round)
 **59 by Bruce Zabriski in 1991 (3rd Round)
 **60 by Louis Bartoletti in 1991 (1st Round)
 **60 by David Glenz in 1991 (2nd Round)

BEST 9-HOLE SCORE

BEST FIRST-ROUND SCORE

29 by Eddie Famula in 1971
 63 by Eddie Famula in 1971
 64 by Jerry Steelsmith in 1978
 64 by Jerry Steelsmith in 1987
 **60 by Louis Bartoletti in 1991

BEST SECOND-ROUND SCORE

64 by Tim Collins in 1978	65 by Bruce Summerhays in 1976
64 by Rick Lewallen in 1996	65 by Phil Ferranti in 1978
64 by Darrell Kestner in 1996	65 by Orrin Vincent in 1979
64 by Rick Hartman in 1996	65 by Jeff Roth in 1990
64 by Jeff Coston in 2004	65 by Terry Dear in 1993
64 by Bob Sowards in 1996	65 by Ron McDougal in 1994
64 by Sean Dougherty in 2011	65 by Bill Loeffler in 1996
65 by Sam Snead in 1971	65 by Jeff Coston in 2006
65 by John Frillman in 1971	65 by Grant Sturgeon in 2009
65 by Mal Galletta in 1972	
**60 by David Glenz in 1991	

BEST THIRD-ROUND SCORE

64 by Phil Bland in 1996	65 by Sammy Rachels in 1992
65 by Howell Fraser in 1968	65 by Dino Lucchesi in 1995
65 by Randy Glover in 1977	65 by Brad Sherfy in 1996
65 by Bob Duden in 1978	65 by Jeff Roth in 1996
65 by Gary Howlett in 1979	65 by Bruce Zabriski in 1997
65 by Larry Gilbert in 1982,	65 by Eric Lippert in 2009
65 by Mike Schlueter in 1985	65 by Mike Small in 2010
**59 by Bruce Zabriski in 1991	

BEST FOURTH-ROUND SCORE

63 by Danny Balin in 2011
 65 by Jeff Roth in 1987
 65 by Kevin Savage in 2004
 66 by Jeff Fairfield in 1992
 66 by Bruce Lehnhard in 1992
 66 by Mike Miles in 2009
 67 by 22 players
 **66 by Jeff Roth in 1991

LARGEST WINNING MARGIN BEST FINAL ROUND COMEBACK BY WINNER

Five shots, by Sam Snead in 1971
 Eight shots by John Traub in 1980
 Five shots by Bob Boyd in 1988

HIGHEST FIRST ROUND SCORE BY WINNER

74 by **Tim Thelen** in 2003
 73 by Rives McBee in 1973
 73 by Roger Watson in 1975
 73 by Laurie Hammer in 1977
 73 by Larry Gilbert in 1982
 73 by Bill Schumaker in 1984
 73 by Darrell Kestner in 1996
 73 by Mike Small in 2005



Tim Thelen

LOWEST FIRST ROUND SCORE BY WINNER

65 by Wayne DeFrancesco in 2001
 67 by Sam Snead in 1971
 67 by Larry Gilbert in 1981
 67 by Larry Gilbert in 1991
 67 by Ron McDougal in 1992
 67 by Scott Hebert in 2008

HIGHEST SECOND ROUND SCORE BY WINNER

76 by Mike Small in 2005
 74 by Robert Boyd in 1988
 73 by Roger Watson in 1974

LOWEST SECOND ROUND SCORE BY WINNER

64 by Darrell Kestner in 1996
 65 by Sam Snead in 1971
 65 by Larry Gilbert in 1991

HIGHEST THIRD ROUND SCORE BY WINNER

75 by Rex Baxter in 1970
 75 by Mike Burke, Jr. in 1998
 74 by Sam Snead in 1971
 74 by Don Massengale in 1972
 74 by Larry Gilbert in 1981
 74 by Larry Webb in 1983

LOWEST THIRD ROUND SCORE BY WINNER

65 by Howell Fraser in 1968
 65 by Larry Gilbert in 1982
 65 by Bruce Zabriski in 1997
 65 by Mike Small in 2010
 66 by Bob Rosburg in 1969
 66 by Brett Upper in 1990
 66 by Jeff Roth in 1993
 66 by Barry Evans in 2002

HIGHEST FINAL ROUND SCORE BY WINNER

75 by **Bruce Zabriski** in 1996
 75 by Jeff Freeman in 1999
 75 by Barry Evans in 2002
 74 by Larry Gilbert in 1981 and 1982
 73 by Sammy Rachels in 1994
 72 by Bob Rosburg in 1969
 72 by Bruce Fleisher in 1989
 72 by Jeff Roth in 1993
 72 by Wayne DeFrancesco in 2001



Bruce Zabriski

LOWEST FINAL ROUND SCORE BY WINNER

67 by Darrell Kestner in 1996
 68 by Don Massengale in 1972
 68 by John Gentile in 1978
 68 by Larry Gilbert in 1991

68 by Ron Philo Jr. in 2006
 68 by Mike Small in 2009
 68 by David Hutsell in 2011

HARDEST AVERAGE OVER 72 HOLES

77.65 in 1983
 77.38 in 1981
 77.21 in 2005

LOWEST AVERAGE OVER 72 HOLES

72.77 in 1996
 73.42 in 2011
 73.57 in 1978
 73.62 in 1993
 73.73 in 1968
 **71.88 in 1991

CHAMPIONSHIP WITH MOST SUB 70 SCORES

224 in 1996
 120 in 1978
 118 in 2004
 99 in 1979
 **325 in 1991

CHAMPIONSHIP WITH LEAST SUB 70 SCORES

6 in 1999
 8 in 1974
 8 in 2000*

9 in 2005
 11 in 1988
 11 in 1983

*Note, championship was reduced to 54 holes due to weather

MOST MONEY WON

\$342,415.00 by **Mike Small**, spanning 8 championships
 \$226,492.49 by Tim Thelen, spanning 13 championships
 \$182,515.96 by Steve Schneiter, spanning 15 championships
 \$163,263.60 by Ron Philo Jr., spanning 15 championships
 \$145,917.70 by Larry Gilbert, spanning 20 championships
 \$139,188.87 by Chip Sullivan, spanning 14 championships
 \$138,036.15 by Darrell Kestner, spanning 20 championships
 \$119,335.00 by Ronald McDougal, spanning 15 championships
 \$104,388.96 by Bob Sowards, spanning 10 championships
 \$103,059.50 by Scott Hebert, spanning 5 championships
 \$102,380.00 by Sonny Skinner, spanning 5 championships
 \$99,516.40 by Bob Boyd, spanning 20 championships
 \$99,435.97 by Bob Ford, spanning 24 championships
 \$99,426.84 by David Hutsell, spanning 7 championships
 \$98,737.50 by Ryan Benzel, spanning 5 championships
 \$90,953.92 by Mike Burke Jr., spanning 16 championships
 \$89,211.67 by Bruce Zabriski, spanning 14 championships
 \$85,937.97 by J.R. Roth, spanning 17 championships
 \$83,584.17 by Sammy Rachels, spanning 9 championships
 \$81,125.91 by Jay Overton, spanning 19 championships
 \$80,160.00 by Wayne DeFrancesco, spanning 15 championships



Mike Small

LOWEST SCORING AVG.

68.50 by **Faber Jamerson**, in 4 rounds
 68.50 by Scott Erdmann, in 4 rounds
 68.75 by Michael Mayers, in 4 rounds
 68.88 by Bob Rosburg, in 8 rounds
 69.00 by Chuck Malchaski, in 4 rounds
 69.50 by Marty Jertson, in 4 rounds
 69.75 by Sean Dougherty, in 4 rounds
 70.00 by Danny Balin, in 8 rounds
 70.00 by Grant Sturgeon, in 4 rounds
 70.00 by Don Bies, in 4 rounds
 70.00 by Tom Weedard, in 4 rounds
 70.00 by Tom Hearn, in 1 rounds
 70.25 by Sam Snead, in 12 rounds
 70.25 by Guy Cullins, in 4 rounds
 70.25 by Billy Brown, in 4 rounds
 70.25 by John Lewis, in 4 rounds
 70.25 by Keith Lienes, in 4 rounds
 70.38 by Tommy Bolt, in 13 rounds
 70.50 by Mike Small, in 32 rounds
 70.50 by Mark Sheftic, in 10 rounds
 70.50 by Bruce Fleisher, in 8 rounds
 70.50 by Ron Terry, in 4 rounds
 70.50 by Bryan Gathright, in 4 rounds
 70.67 by Dan Bateman, in 15 rounds
 70.67 by Brad Weaver, in 3 rounds
 70.67 by Don Siebodnik, in 3 rounds
 70.67 by John Mesing, in 3 rounds
 70.75 by Michael Suhre, in 4 rounds
 70.88 by Robert McClellan, in 8 rounds
 70.88 by Dan Olsen, in 8 rounds
 71.00 by Chris Anderson, in 10 rounds
 71.00 by Ed Moehling, in 4 rounds




Faber Jamerson

LOWEST SCORING AVG. MINIMUM OF 20 ROUNDS

70.50 by Mike Small, in 32 rounds
 71.05 by Scott Hebert, in 20 rounds
 71.48 by Tom Wargo, in 27 rounds
 71.55 by Sammy Rachels, in 33 rounds
 71.70 by Lee Rinker, in 30 rounds
 71.78 by Tim Thelen, in 51 rounds
 71.80 by Bruce Zabriski, in 50 rounds
 71.89 by Jeffrey Lankford, in 35 rounds
 72.00 by Larry Gilbert, in 77 rounds
 72.02 by Lonnie Nielsen, in 55 rounds
 72.05 by Ray Freeman, in 20 rounds
 72.08 by Ronald McDougal, in 53 rounds
 72.08 by Bob Sowards, in 36 rounds
 72.09 by Rick Acton, in 32 rounds
 72.14 by Steve Schneiter, in 56 rounds
 72.14 by Brad Sherfy, in 43 rounds
 72.14 by Dana Quigley, in 42 rounds
 72.15 by Steve Veriato, in 34 rounds
 72.20 by Bob Borowicz, in 41 rounds
 72.25 by Mike Burke Jr., in 59 rounds
 72.27 by Bob Gaus, in 44 rounds
 72.30 by Darrell Kestner, in 71 rounds
 72.35 by Gibby Gilbert, in 20 rounds

**LOWEST SCORING AVG.
MINIMUM OF 35 ROUNDS**

- 71.78 by **Tim Thelen**, in 51 rounds
- 71.80 by Bruce Zabriski, in 50 rounds
- 71.89 by Jeffrey Lankford, in 35 rounds
- 72.00 by Larry Gilbert, in 77 rounds
- 72.02 by Lonnie Nielsen, in 55 rounds
- 72.08 by Ronald McDougal, in 53 rounds
- 72.08 by Bob Sowards, in 36 rounds
- 72.14 by Steve Schneider, in 56 rounds
- 72.14 by Brad Sherfy, in 43 rounds
- 72.14 by Dana Quigley, in 42 rounds
- 72.20 by Bob Borowicz, in 41 rounds
- 72.25 by Mike Burke Jr., in 59 rounds
- 72.27 by Bob Gaus, in 44 rounds
- 72.30 by Darrell Kestner, in 71 rounds
- 72.42 by Ron Philo Jr. , in 53 rounds
- 72.45 by Bob Boyd, in 73 rounds
- 72.46 by Tim Collins, in 39 rounds
- 72.49 by Jay Overton, in 73 rounds
- 72.55 by Chris Starkjohann, in 49 rounds
- 72.73 by Robert Hoyt, in 45 rounds
- 72.74 by Jim Albus, in 54 rounds
- 72.79 by Stu Ingraham, in 72 rounds
- 72.79 by Bob Lenzion, in 58 rounds
- 72.80 by Gary Trivisonno, in 35 rounds



Tim Thelen

**LOWEST SCORING AVG.
MINIMUM OF 50 ROUNDS**

- 71.78 by Tim Thelen, in 51 rounds
- 71.80 by Bruce Zabriski, in 50 rounds
- 72.00 by Larry Gilbert, in 77 rounds
- 72.02 by Lonnie Nielsen, in 55 rounds
- 72.08 by Ronald McDougal, in 53 rounds
- 72.14 by Steve Schneider, in 56 rounds
- 72.25 by Mike Burke Jr., in 59 rounds
- 72.30 by Darrell Kestner, in 71 rounds
- 72.42 by Ron Philo Jr. , in 53 rounds
- 72.45 by Bob Boyd, in 73 rounds
- 72.49 by Jay Overton, in 73 rounds
- 72.74 by Jim Albus, in 54 rounds
- 72.79 by Stu Ingraham, in 72 rounds
- 72.79 by Bob Lenzion, in 58 rounds
- 72.81 by David Glenz, in 53 rounds
- 72.92 by Tim Fleming, in 61 rounds
- 72.92 by Gene Fieger, in 53 rounds
- 72.93 by J.R. Roth, in 60 rounds
- 73.00 by Gregg Jones, in 51 rounds

**LOWEST SCORING AVG.
MINIMUM OF 75 ROUNDS**

- 72.00 by Larry Gilbert, in 77 rounds
- 73.03 by Bob Ford, in 86 rounds
- 73.83 by Jim White, in 82 rounds
- 74.23 by Bill Schumaker, in 87 rounds
- 74.99 by John Traub, in 76 rounds

MOST APPEARANCES

- 29 championships by Bill Schumaker
- 26 championships by John Traub
- 25 championships by Jim White
- 24 championships by Bob Ford
- 23 championships by Gary Robison
- 21 championships by Stu Ingraham
- 21 championships by John Frillman
- 20 championships by Kim Thompson
- 20 championships by Larry Gilbert
- 20 championships by Bob Boyd
- 20 championships by Buddy Whitten
- 20 championships by Darrell Kestner
- 20 championships by Rex Baxter
- 20 championships by Tom Joyce
- 20 championships by Roger Watson
- 19 championships by Jim Sobb
- 19 championships by Jay Overton
- 19 championships by George Shortridge
- 19 championships by Jerry Tucker
- 19 championships by Larry Emery
- 19 championships by Dennis Bradley
- 19 championships by Brett Upper
- 18 championships by Todd-M. Smith
- 18 championships by Gene Borek
- 18 championships by Jimmy Wright
- 18 championships by Rob Wilkin
- 18 championships by John Molenda
- 18 championships by George Bellino
- 18 championships by Roy Vucinich

MOST ROUNDS PLAYED

- 87 rounds by Bill Schumaker
- 86 rounds by Bob Ford
- 82 rounds by Jim White
- 77 rounds by Larry Gilbert
- 76 rounds by John Traub
- 73 rounds by Bob Boyd
- 73 rounds by Jay Overton
- 72 rounds by Stu Ingraham
- 71 rounds by Darrell Kestner
- 70 rounds by Buddy Whitten
- 67 rounds by Tom Joyce
- 66 rounds by Larry Emery
- 66 rounds by John Molenda
- 65 rounds by Gary Robison
- 65 rounds by George Shortridge
- 65 rounds by Gene Borek
- 65 rounds by Jimmy Wright
- 65 rounds by George Bellino
- 64 rounds by Kim Thompson
- 63 rounds by John Frillman
- 63 rounds by Jerry Tucker
- 62 rounds by Rob Wilkin
- 62 rounds by Benny Passons
- 61 rounds by Tommy Aycock
- 61 rounds by Tim Fleming
- 60 rounds by Roger Watson
- 60 rounds by J.R. Roth
- 60 rounds by Al Chandler

HIGHEST NUMBER OF STROKES OVER THE YEARS

6,458 by Bill Schumaker averaging 74.23 strokes per round
 6,281 by Bob Ford averaging 73.03 strokes per round
 6,054 by Jim White averaging 73.83 strokes per round
 5,699 by John Traub averaging 74.99 strokes per round
 5,544 by Larry Gilbert averaging 72.00 strokes per round
 5,292 by Jay Overton averaging 72.49 strokes per round
 5,289 by Bob Boyd averaging 72.45 strokes per round
 5,241 by Buddy Whitten averaging 72.79 strokes per round

PLAYER WITH MOST SUB 70 ROUNDS


18 by Larry Gilbert	10 by Jim White
15 by Ronald McDougal	10 by Steve Schneider
14 by Jay Overton	10 by Bob Gaus
13 by Gene Borek	10 by Bob Lenzion
13 by Mike Burke Jr.	10 by Bruce Zabriski
12 by Mike Small	9 by Bob Ford
12 by Tim Thelen	9 by George Shortridge
12 by J.R. Roth	9 by Tommy Aycock
12 by Lonnie Nielsen	9 by Chip Sullivan
11 by Darrell Kestner	9 by Bob Borowicz
11 by Bob Boyd	9 by Tim Collins
10 by Ron Philo Jr.	9 by Bob Sowards
10 by Chris Starkjohann	

MOST TOP 3 FINISHES

7 by Larry Gilbert
 5 by Ron McDougal
 5 by Mike Small
 4 by Steve Schneider
 3 by Sam Snead
 3 by Tim Thelen
 3 by Jay Overton
 3 by Jeff Roth

MOST TOP 5 FINISHES

8 by **Larry Gilbert**
 6 by Mike Small
 6 by Tim Thelen
 5 by Ron McDougal
 4 by Steve Schneider
 4 by Ron Philo, Jr.
 4 by Darrell Kestner
 4 by Jay Overton
 4 by Jimmy Wright



Larry Gilbert

MOST TOP 10 FINISHES

9 by Larry Gilbert
 8 by Tim Thelen
 7 by Mike Small
 7 by Bob Ford
 6 by Ron McDougal
 6 by Steve Schneider
 5 by Darrell Kestner
 5 by Jeffrey Lankford
 5 by Bob Boyd
 5 by Jay Overton
 5 by David Glenz
 5 by Gene Borek
 5 by Jimmy Wright

MOST TOP 25 FINISHES

12 by Larry Gilbert
 11 by Bob Boyd
 11 by Steve Schneider
 10 by Jimmy Wright
 10 by Darrell Kestner
 10 by Tim Thelen
 9 by Bob Ford
 9 by Jay Overton
 9 by Lonnie Nielsen
 8 by Jeffrey Lankford
 8 by Bruce Zabriski
 8 by Jim Albus

PLAYER THAT HAS MADE MOST CUTS

19 by Bob Ford	13 by Tommy Aycock
17 by Larry Gilbert	13 by Tim Thelen
17 by Jay Overton	12 by Ronald McDougal
16 by Bob Boyd	12 by J.R. Roth
15 by Darrell Kestner	12 by Ken Schall
14 by Jimmy Wright	12 by Lonnie Nielson
14 by Tim Fleming	12 by Larry Emery
14 by Stu Ingraham	12 by Jim Albus
13 by Steve Schneider	12 by Benny Passons
13 by Jim White	12 by John Molenda
13 by Rob Wilkin	12 by Al Chandler
13 by Mike Burke Jr.	
13 by Gene Borek	

NUMBER OF TIMES A LEADER OR CO-LEADER WENT ON TO WIN

1st Round – 10 in 44 tournaments
 2nd Round – 12 in 44 tournaments
 3rd Round – 20 in 4 tournaments

FOUR SUB 70 ROUNDS IN SAME TOURNAMENT

Larry Gilbert in 1991
 Ron McDougal in 1992
 Dan Bateman in 1996

WIRE TO WIRE WINNERS

Larry Gilbert in 1981
 Ron McDougal in 1992 (Co-Leader after 1st Rd)
 Wayne DeFrancesco in 2001

RECORD LOW 54-HOLE CUT

216 in 1978
 216 in 1993
 **211 in 1991

RECORD HIGH 54-HOLE CUT

227 in 1983

MOST "HEARTBREAKING" ROUNDS _____

63 - 81 - 78 - 84 by Eddie Famula in 1971; was 1st round leaders
 72-69-80-81 by Randy Quick in 1972: was tied for 1st after 2nd round,
 but finished Tied 81st
 81 - 82 - 65 by Gary Howlett in 1979, missed cut
 67 - 68 - 71 - 81 by Gene Borek in 1980 was 3rd round leader by 5,
 but finished 4 behind winner
 73-70-66-77 by Dana Quigley in 1986 was 3rd round leader by 2,
 but finished 2 behind winner
 68 - 79 - 73 by Dick Whetzle in 1970 - was 1st round co-leader,
 but withdrew after 3rd round
 62 - 78 - 74 by Dan Kochivar in 1991, missed cut
 63 - 84 - 74 by Larry Webb in 1991, missed cut
 68-83-76 by Jim Slattery in 1992, missed cut
 68-79-75 by George Shortridge in 1992, missed cut
 65-72-81 by 1st round co-leader Joe Sciortino in 1993, missed cut
 66-76-71-74 by first round leader Gary Groh in 1994, went on to
 finish T-9th
 66-77-73-78 by first round leader Tommy Sanderson in 1995,
 went on to finish T-82nd
 67-80-72 by Brent Studer in 1996 to miss the cut
 67-76-78-78 by first round leader Kevin Morris in 1998,
 went on to finish T-65th
 70-81 by 1st round leader Frank Bensel in 1999 to miss the cut
 67-69 by Tim Dunlavey to miss the cut in 2001
 69-79-77-83 by Frank Dobbs in 2002 to finish 81st
 70-81 by Frank Bensel in 2003 to miss the cut
 70-64-70-77 by 3rd round leader Jeff Coston in 2004 to finish T4th
 68-77 by Alan Sorensen who was T5th in 2006 after 1st round then
 missed the cut
 68-81 by Timothy Fries who was T4th in 2007 after 1st round then
 missed the cut
 66-77-82-74 by Paul Dietsche in 2008 who was leading after first
 round but finished T83rd
 66-76-71-69 by first round leader Scott Hebert in 2009 to finish T16th
 65-78-77-79 by first round leader David Pacglow in 2010 to finish T66th
 66-74-73-72 by Lonny Alexander in 2011 to finish T24th

**WINNING THE CLUB PROFESSIONAL
IN FIRST ATTEMPT** _____

Howell Fraser in 1968
 Sam Snead in 1971
 Don Massingale in 1972
 John Gentile in 1978
 Bruce Fleisher in 1989
 Brett Upper in 1990
 Jeff Freeman in 1999

MOST CHAMPIONSHIPS WON _____

3 by Larry Gilbert 1981, 1982, 1991
 3 by Mike Small 2005, 2009, 2010
 2 by Tim Thelen 2000, 2003
 2 by Roger Watson 1974, 1975

MOST TIMES RUNNER-UP _____

3 by Steve Schneiter 1997, 2003, 2009
 2 by Steve Benson 1977, 1982
 2 by Gibby Gilbert 1987, 1990
 2 by Larry Gilbert 1976, 1990
 2 by Ron McDougal 1991, 1994

*** not an official record since rain forced the 1991 Club Professional Championship to alter the Gold Course to a par 66.*