



94TH PGA CHAMPIONSHIP

AUGUST 9-12, 2012

THE OCEAN COURSE - KIAWAH ISLAND (S.C.) GOLF RESORT

Defending Champion: Keegan Bradley

FACTS & FORMAT

Purse and Honors The 2012 purse will be announced Aug. 8, at the 94th PGA Championship. In 2011, a total purse of \$8 million was offered, with a winner's prize of \$1.445 million. The 2012 PGA Champion will have his name inscribed on the Wanamaker Trophy, which is permanently enshrined at the PGA Museum of Golf in Port St. Lucie, Fla. The PGA Champion also receives a replica of the Wanamaker Trophy.

Television

Thursday, August 9.....	TNT
.....CBS (Taped highlights)	
Friday, August 10.....	TNT
.....CBS (Taped highlights)	
Saturday, August 11.....	TNT
.....CBS	
Sunday, August 12.....	TNT
.....CBS	

Method of Play Seventy-two holes of stroke play, four rounds of 18 holes. Following the first 36 holes of play, the field of 156 players will be reduced to the low 70 scorers and ties. Those players will advance to complete the final two rounds. In the event of a tie for first place after 72 holes, there will be a three-hole aggregate-score playoff on holes No. 16, 17 and 18. If a tie still remains, there will be a hole-by-hole playoff beginning on hole No. 18, and, if necessary, on to holes No. 10, 17, and 18 repeated until a winner is determined.

Rules and Regulations The Rules of Golf, which govern play, are determined by the United States Golf Association and applied by the PGA of America Board of Directors. The PGA Championship is subject to the overall supervision of the PGA of America Board of Directors.

Eligibility The PGA of America has approved the following list of players eligible to compete in the 94th PGA Championship:

- All former PGA Champions
- Winners of the last five Masters (2008-2012)
- Winners of the last five U.S. Opens (2008-2012)
- Winners of the last five Open Championships (2008-2012)
- The 2012 Senior PGA Champion
- The 15 low scorers and ties in the 2011 PGA Championship
- The 20 low scorers in the 2012 PGA Professional National Championship
- The 70 leaders from the PGA Championship Points list from the 2011 World Golf Championships-

Bridgestone Invitational through the 2012 RBC Canadian Open ending July 29, 2012.

- Members of the 2010 United States and European Ryder Cup Teams providing they remain within the top 100 of the World Golf Rankings as of July 29, 2012.

THE WANAMAKER TROPHY



The Wanamaker Trophy New York City department store magnate Rodman Wanamaker, who was instrumental in coordinating a 1916 luncheon that evolved into the founding of The PGA of America, offered to provide the new Association with cash prizes and a trophy for the inaugural PGA Championship. Wanamaker proposed that the trophy would be similar to the News of the World Award given to the winner of the PGA Championship of Great

Britain. Wanamaker's generosity resulted in \$2,500 for the first PGA Championship, conducted at match play at Siwanoy Country Club in Bronxville, N.Y., Oct. 9-14, 1916. In addition, a silver cup and gold medal were presented to the winner, as well as a silver medal for the runner-up, and bronze medals for the winners of the qualifying rounds.

The Wanamaker Trophy continues to serve as the perpetual honor prize for the PGA Champion. The trophy weighs 27 pounds, is 28 inches high, 10½ inches in diameter and measures 27 inches from handle to handle. In 1928, Leo Diegel snapped the four-year winning streak of Walter Hagen, defeating "The Haig" by a 2-and-1 margin in the quarterfinals at Five Farms Country Club in Baltimore. Diegel went on to win the Championship, a truly stunning sports story at that time. Even more shocking was the fact that the Wanamaker Trophy was missing.

When PGA officials asked Hagen about what had happened to the Trophy since its presentation a year earlier at Cedar Crest Country Club in Dallas, the five-time PGA Champion declared it was irrevocably lost. Hagen said that he had entrusted the trophy to a taxi driver to take the precious cargo to his hotel. It never arrived.

In 1930, the Wanamaker Trophy was found by accident by a porter in Detroit cleaning the cellar of L.A. Young & Company, the firm that manufactured clubs bearing Hagen's name. The trophy was safe in an unmarked case, and today is on display for all golf enthusiasts to view at the PGA Museum of Golf in Port St. Lucie, Fla.

- Winners of tournaments co-sponsored or approved by the PGA Tour from the 2011 PGA Championship to the 2012 PGA Championship (does not include pro-am and team competitions).
- Vacancies will be filled by the first available player from the list of alternates (those below 70th place in the PGA Championship Points list from the 2011 World Golf Championships-Bridgestone Invitational through the 2012 RBC Canadian Open, ending July 29).

In addition, The PGA of America reserves the right to invite additional players not included in the categories listed above. The total field will be a maximum of 156 players.

PGA Champion Benefits

The 2012 PGA Champion will receive:

- A lifetime exemption into the PGA Championship
- The Masters - Five-year exemption
- U.S. Open - Five-year exemption
- Open Championship - Five-year exemption

- A berth in the 2012 PGA Grand Slam of Golf
- A five-year exemption on the PGA Tour
- Points for every \$1,000 earned in the PGA Championship toward a berth on the 2012 Ryder Cup (provided he is American-born)
- 30 points toward the 2012 PGA Player of the Year Award

(Note: Should a player win more than one major Championship in one year, an additional 50 bonus points for each win are awarded toward the PGA Player of the Year Award.)

Other PGA Championship and Top Performance Benefits

- The top four scorers and ties in the PGA Championship are eligible to compete in the following year's Masters.
- The top 30 scorers and ties are exempt from local qualifying (but not Sectional) for the following year's U.S. Open.
- The Players Championship - Five-year exemption

THE OCEAN COURSE - KIAWAH ISLAND (S.C.) GOLF RESORT

Designed by legendary Pete Dye, and opened in 1991 prior to the 29th Ryder Cup, The Ocean Course at Kiawah Island Golf Resort gained instant worldwide attention as the most dramatic setting for the game's ultimate spectacle. Few events in golf will ever surpass the drama of the 1991 Ryder Cup, which was decided on the final putt of Sunday's final match.

In August 2012, The Ocean Course will become the first in South Carolina to host a major golf championship. It also becomes the fifth venue to host the PGA Championship, Ryder Cup, and Senior PGA Championship – preceded by PGA National Golf Club in Palm Beach Gardens, Fla.; Laurel Valley Golf Club in Ligonier, Pa.; Oak Hill Country Club in Rochester, N.Y., and Valhalla Golf Club in Louisville, Ky.

Probably no other golf course in the world outside of the United Kingdom and Ireland is affected as much by the wind. From one round to the next at The Ocean Course, a player can experience up to an 8-club difference on holes depending upon the direction and strength of the wind. Built in 1991 by Pete Dye, there are no prevailing winds on the course. Dye considered this when designing the course. In fact, he designed two courses into one – one for an easterly wind and one for a westerly wind.

Located on the eastern-most end of Kiawah Island, The Ocean Course has more seaside holes than any other course in the Northern Hemisphere – 10 right along the Atlantic with the other eight running parallel to those.



Although it was originally designed to sit behind the dunes, Dye's wife, Alice, suggested raising the entire course to allow players unobstructed views of Kiawah's beautiful Atlantic coastline from every hole. This improved view, however, made the course substantially more demanding as it also exposed it to the area's brisk and unpredictable sea breezes.

Dye built as many as six tee boxes on each hole to allow flexibility in setting hole lengths with and against the wind. He set up separate landing areas and obstacles to challenge players regardless of the wind direction. He also designed large greens taking into account that a player may be hitting a long approach shot one day and a short approach shot on the next. Front-to-back distances measure between 40 and 50 yards so that both high-loft or low-trajectory shots could hold the green. With or against the wind, however, every hole demands a high level of both accuracy and finesse, especially off the tees.

94th PGA Championship Official Dimensions: The Ocean Course – Kiawah Island (S.C.) Golf Resort

HOLE	1	2	3	4	5	6	7	8	9	OUT	10	11	12	13	14	15	16	17	18	In	TOTAL
PAR	4	5	4	4	3	4	5	3	4	36	4	5	4	4	3	4	5	3	4	36	72
YARDS	396	557	390	458	188	480	579	198	494	3,740	447	593	412	497	238	444	581	223	501	3,936	7,676

FUTURE PGA CHAMPIONSHIP SITES

Year	Course/Site	Ranking*
2013	Oak Hill Country Club (East) Rochester, N.Y.	No. 11
2014	Valhalla Golf Club, Louisville, Ky.	No. 95
2015	Whistling Straits (Straits Course), Kohler, Wis.	No. 22
2016	Baltusrol Golf Club (Lower), Springfield, N.J.	No. 30

*Golf Digest: "America's 100 Greatest Golf Courses 2009-2010"

Playing in the shifting winds at The Ocean Course requires a tremendous amount of ingenuity, imagination, and adaptation in shotmaking. Players need to adjust their game to the conditions around them more so than on any other course in the United States. They also need to be capable of hitting every club in the bag.

In his design, Dye made a point to be "fair." Everything is out in front of the player. There are very few "blind" shots. Players can see the hazards and targets. Landing areas are expansive with few surprises. But it is also a course where strategically attacking each hole is imperative.

Dye returned to The Ocean Course in 1997 to make numerous, yet subtle, changes to the course aimed at both increasing the pace of play for the average resort player and adding additional challenges for the more accomplished player. In the summer of 2003, Dye returned to again fine-tune his creation.

In 1997, The Ocean Course hosted the World Cup of Golf, with the world's finest golfers from 32 countries competing in the stroke play tournament. The inaugural UBS Cup took place on the course in 2001, and in 2003, the course hosted the World Cup Championships World Cup. The PGA Professional National Championship was played in June 2005. The Ocean Course made its big screen debut in November 2000 when the motion picture "The Legend of Bagger Vance" – with scenes filmed on a portion of its property – opened at theaters nationwide.

Golf Digest named The Ocean Course "No. 4 Public Golf Course in U.S." and "America's Toughest Resort Course." It is one of only 17 "Five-Star" courses in North America in *Golf Digest's* "Best Places to Play" reader's poll. *GOLF Magazine* has rated it No. 4 in its "Top 100 Courses You Can Play" list. The Ocean Course has achieved the designation as a "Certified Audubon Cooperative Sanctuary" by the Audubon Sanctuary System, and has recently been named "Golf Course of the Year" by the National Golf Course Owners Association.

HEIR TO A CHAMPION

Six PGA Champions have had fathers who were PGA of America Professionals. They are: Jack Burke Jr. (1956), son of Jack Burke Sr.; Dave Marr II (1965), son of Dave Marr I; Raymond Floyd (1969, '82), son of Loran B. Floyd; Davis Love III (1997), son of Davis Love II; Rich Beem (2002), son of Larry Beem; and Keegan Bradley (2011), son of Mark Bradley.

MULTIPLE HOSTS OF A PREMIER MAJOR

The previous 93 PGA Championships have been hosted by 71 different courses in 25 states. The following 16 courses have hosted multiple PGA Championships:

Southern Hills Country Club, Tulsa, Okla.	1970, '82, '94, 2007
Atlanta Athletic Club, Johns Creek, Ga.	1981, 2001, 2011
Oakland Hills Country Club, Bloomfield Township, Mich.	1972, '79, 2008
Oakmont (Pa.) Country Club	1922, '51, '78
Firestone Country Club, Akron, Ohio	1960, '66, '75
Cherry Hills Country Club, Denver, Colo.	1941, '85
Hazeltine National Golf Club, Chaska, Minn.	2002, '09
Inverness Club, Toledo, Ohio	1986, '93
Keller Golf Club, St. Paul, Minn.	1932, '54
Olympia Fields (Ill.) Country Club	1925, '61
Oak Hill Country Club, Rochester, N.Y.	1980, 2003
Medinah (Ill.) Country Club	1999, 2006
Riviera Country Club, Pacific Palisades, Calif.	1983, '95
Shoal Creek Country Club, Birmingham, Ala.	1984, '90
Valhalla Golf Club, Louisville, Ky.	1996, 2000
Whistling Straits (Straits), Kohler, Wis.	2004, '10

With 18 holes offering panoramic views of the Atlantic Ocean, it is likely The Ocean Course – which covers 2¾ miles of pristine oceanfront property – would have earned widespread acclaim had no tournament ever been contested within its perimeter.

Championship Preparation

While no revolutionary modifications will be made to The Ocean Course, which *Golf Digest* rates as "America's Toughest Resort Course" and the "No. 4 Public Golf Course" in the country, changes are designed to improve gallery flow and allow spectators to move around the course more efficiently. Among the planned enhancements to the course layout:

- Hole No. 9: Back tee moved 20 feet to the right
- Hole No. 14: New back tee to be created
- Hole No. 18: New addition to the back tee

International PGA Champions

Since 1916, the following 13 internationally born players have combined to win 17 PGA Championships:

Jim Barnes, England	1916, '19
Jock Hutchison, Scotland	1920
Tommy Armour, Scotland	1930
Jim Ferrier, Australia	1947
Gary Player, South Africa	1962, '72
David Graham, Australia	1979
Wayne Grady, Australia	1990
Nick Price, South Africa	1992, '94
Steve Elkington, Australia	1995
Vijay Singh, Fiji	1998, 2004
Padraig Harrington, Ireland	2008
Y.E. Yang, South Korea	2009
Martin Kaymer, Germany	2010

States Hosting the PGA

Ranking the 25 states and the number of times they have hosted the PGA Championship:

- 11 — New York, Ohio
- 9 — Pennsylvania
- 6 — Illinois, Michigan, Oklahoma
- 5 — Minnesota
- 4 — California
- 3 — Colorado, Georgia, Kentucky, Texas, Wisconsin
- 2 — Alabama, Florida, Indiana, Maryland, Missouri, New Jersey, North Carolina, Washington
- 1 — Massachusetts, Oregon, Rhode Island, Virginia

In a Class of Their Own

Only 44 golf clubs have been included in Golf Digest's list of "America's 200 Toughest Golf Courses" since the list's inception in 1966. The roster, which was changed to "America's Greatest 100 Courses" in 1975, features the following future PGA Championship sites, which are among the elite 44 facilities:

- 2013 Oak Hill Country Club, Rochester, N.Y.
- 2016 Baltusrol Golf Club, Springfield, N.J.

An Unmatched Field

Since 1994, the PGA Championship has been a perennial leader among major Championships by hosting the most

world-ranked players in the world's strongest field. The 2002 and 2011 PGA Championship featured a record 98 of the Top 100 players. The 2009 and 2010 PGA Championships each featured 97 of the top 100 world-ranked players, with the '10 Championship at Whistling Straits fielding an event-record 73 players representing 22 countries, the most internationals to compete in a PGA Championship and the most for any U.S.-based major.

Record Media Coverage

The PGA Championship is a worldwide television event, too. The 2011 PGA Championship at Atlanta Athletic Club Straits attracted 903 print and broadcast representatives from 16 countries.

A Major Presence on the Airwaves

The PGA Championship is one of the most extensively broadcast golf events, with 27 hours of coverage by CBS Sports and TNT. The 1991 PGA Championship was the first golf event in which CBS featured coverage of all 18 holes. The network continues to use that format for the PGA Championship.

The PGA Championship Around the World

In 2011, there were 203 countries/territories, with a potential household reach of more than 453 million, that received live or delayed coverage of the 93rd PGA Championship.

THE PGA CHAMPIONSHIP — EVOLUTION OF A PREMIER EVENT

The PGA Championship, the annual culmination of golf's four major Championships, celebrates its 94th edition in 2012, with its first visit to South Carolina. Since its inception in 1916, the PGA Championship has evolved into one of the world's premier sporting events. Each summer, one of the nation's most outstanding golf facilities hosts golf's best professionals, as they compete for the Wanamaker Trophy. Winning that Trophy is an experience that has been savored by only 65 individuals.



Rodman Wanamaker

Overall, 71 courses in 25 states have served as a host site for at least one of the 93 PGA Championships. Since 1994, the PGA Championship has featured the most players in the Top 100 of the Official World Golf Rankings, and perennially has boasted the strongest field in golf. The 2002 and 2011 PGA Championship each featured an all-time record for world-ranked participants, with 98 of the Top 100.

The PGA Championship was born in the mind of department store owner Rodman Wanamaker, who saw the merchandising possibilities in a professional golfers' organization. Wanamaker invited some prominent golfers and other leading industry representatives to a luncheon at the Taplow Club in New York City. On Jan. 17, 1916, a group of 35 individuals, including the legendary Walter Hagen, convened for an exploratory meeting, which resulted in the formation of The PGA of America.

During the meeting, Wanamaker hinted the newly formed organization needed an annual all-professional tournament, and offered to put up \$2,500 and various trophies and medals as part of the prize fund. Wanamaker believed that the Championship should be conducted similar to the British News of the World Tournament.

That Championship, a 36-hole elimination match-play tournament, was the PGA Championship of Great Britain. Meanwhile, both the British Open and the U.S. Open were played at medal (stroke) play over 72 holes. Wanamaker's offer was informally accepted, and seven months later, the first PGA Championship was played at Siwanoy Country Club in Bronxville, N.Y.

British-born professional Jim Barnes and Jock Hutchison, a native of St. Andrews, Scotland, played in the final match of the inaugural PGA Championship. Barnes emerged a 1-up victor.

The PGA Championship was put on hold for two years because of World War I. It was resumed in 1919, at the Engineers Country Club in Roslyn, N.Y. Barnes was again the Champion, turning back Fred McLeod, 6 and 5. The following year, Hutchison avenged his defeat, becoming the last internationally born winner for a decade. He defeated Douglas Edgar, 1-up.

With the “Roaring Twenties” in full stride, the next nine PGA Championships were won by three different players: Walter Hagen, Gene Sarazen and Leo Diegel.


Hagen went on to win five PGA Championships, making the finals six times and winning four Championships in a row between 1924-1927. During the streak, “The Haig” won 22 consecutive matches before Leo Diegel captured the title in 1928.

From Hagen to Sarazen

At the age of 20, Sarazen became the youngest PGA Champion, beating Emmett French, 4 and 3, in the 1922 PGA Championship finals. The following year evolved into

one of the most exciting finals in the history of the Championship, as Sarazen successfully defended his title by defeating Hagen on the 38th hole in the Championship’s first extra-hole finale. Sarazen won the match by hitting a miraculous approach shot from the rough to within two feet of the hole.

Nicknamed “The Squire,” Sarazen owns one of the most remarkable records in PGA Championship history. He qualified for match play 28 times, participated in 82 matches and had 57 victories and 25 defeats. When the



Walter Hagen 5-time PGA Champion

Championship switched from match play to stroke play, he competed in four more Championships before retiring after a 1972 appearance. Not only was he the youngest champion, he became the oldest participant (70) when he played in the 1972 PGA Championship.

Denny Shute won consecutive PGA Championships in 1936-37, a feat that lasted until Tiger Woods in 2000.

From Match Play to Stroke Play

With Lionel Hebert’s 3-and-1 victory over Dow Finsterwald in 1957, a chapter in PGA Championship history was closed. The stroke play era began in 1958 before a televised audience in the millions, with Finsterwald’s final-round 67 earning him the PGA Championship at Llanerch Country Club in Havertown, Pa.

Jay Hebert’s stunning triumph in the 1960 PGA Championship at Firestone Country Club marked the first time that American brothers had scored victories in the same major Championship. PGA Professional Jim Ferrier finished one-stroke behind, making him the highest finisher of any club Professional in stroke-play history.



A boyish-looking Gene Sarazen is joined in August 1922, by H.C. Fownes, course designer of Oakmont (Pa.) Country Club, after Sarazen won the fifth PGA Championship at Oakmont. Sarazen would add two more PGA Championship titles during his storied career.



Sam Snead (seated) buys a War Bond after defeating U.S. Army Corp. Jim Turnesa (standing, right of Wanamaker Trophy) in the match-play finals of the 25th PGA Championship, May 31, 1942, in Atlantic City, N.J. Snead would report for U.S. Navy duty the next day.




Lionel Hebert wins the 1957 PGA Championship.



The 1945 PGA Champion Byron Nelson (far right) with runner-up Sam Byrd and PGA President Ed Dudley (center).



Ben Hogan, 1948, with Wanamaker Trophy



Jack Nicklaus won the first of his five PGA Championships in 1963.

Lord Byron and Hogan Dominate

Byron Nelson, a loser in extra holes in 1939, bounced back one year later to begin one of the most amazing periods in golf history. Nelson won the 1940 PGA Championship with a 1-up victory over Sam Snead. In 1941, Nelson made it to the finals for a third straight time, falling to Vic Ghezzi in an extra-hole match.

With the outbreak of World War II, the match-play field was reduced to 32 players. Even with the change, Snead called the 1942 PGA Championship, the first of seven major triumphs, his biggest thrill in golf. He defeated Jim Turnesa, 2 and 1, in the finale.

Golf took a back seat to the War in 1943, and the PGA Championship was canceled. When the event resumed in 1944, underdog Bob Hamilton, 28, upset Byron Nelson, 1-up. Nelson had appeared in four finals and won only once. The following year, Nelson defeated Sam Byrd in the finals, 4 and 3, while continuing one of sport's most remarkable winning streaks—11 consecutive tournament victories.

The 1946 PGA Championship was Ben Hogan's first triumph in one of golf's four majors. Hogan then won a second Wanamaker Trophy in 1948, as he cruised past Mike Turnesa, 7 and 6, to become the first player since Sarazen in 1922 to win both the U.S. Open and PGA Championship in the same year.

The 1950s was a challenging decade, with the passing of the Hagen, Sarazen, Snead and Hogan eras. After Snead's 1951 triumph, 19 different Champions were crowned from 1952-1970.

Arnie's Missing Major

In 1962, South African Gary Player became the fifth foreign-born player to win the PGA Championship, as his 278 edged Bob Goalby by one stroke at Aronimink Golf Club in Newtown Square, Pa. Jack Nicklaus won the first of his five titles in 1963, at the Dallas Athletic Club, overcoming 100-degree heat and third-round leader Bruce Crampton.

In 1964, Nicklaus and Arnold Palmer both took a backseat to Bobby Nichols, who opened with a 64, and became the first wire-to-wire winner in the Championship's medal-play history. Nichols' winning total of 271 remained a Championship record until 1994.

Palmer also set a record with rounds of 68-68-69-69, making him the first player to post four rounds in the 60s in a major Championship.

This seemed to set a disappointing pattern for Palmer in the Championship. Just like Snead's U.S. Open "jinx," Palmer is considered by most golf historians as one of the best players never to have won a PGA Championship. Along with his runner-up finish in 1964, he finished second in 1968 and 1970.

In 1968, Julius Boros, then 48, survived sweltering Texas heat and a last-hole charge by Palmer to become the oldest Champion, at Pecan Valley Country Club in San Antonio.

Nicklaus Leaves his Mark

With his impressive victory in February 1971, at PGA National Golf Club (now BallenIsles Country Club) in Palm

Beach Gardens, Fla., Nicklaus became the first professional to win the modern Grand Slam of golf for a second time. It also was the start of a 13-year run in which Nicklaus would win four PGA Championships, finish runner-up twice and place nine times in the top four. Nicklaus' 1973 Championship victory gave him 14 major Championships, surpassing Bobby Jones' mark set 43 years earlier. Nicklaus tied Hagen for the most PGA Championships in 1980, winning his fifth crown at Oak Hill Country Club by a record seven-stroke margin.

Nicklaus competed in 37 PGA Championships, finishing a record 14 times in the top five, while also posting the best record in the stroke-play portion of the PGA Championship.

After the 1976 PGA Championship, PGA officials abandoned the 18-hole playoff format to become the first major Championship to implement a sudden-death playoff. It was quickly put to the test, with the next three Championships decided in extra holes.

In 1977, Lanny Wadkins defeated Gene Littler on the third playoff hole at Pebble Beach Golf Links. A year later, John Mahaffey rallied from an eight-stroke deficit and defeated Jerry Pate and Tom Watson on the second extra hole at Oakmont (Pa.) Country Club. In 1979 at Oakland Hills Country Club, Australian David Graham needed three extra holes to defeat Ben Crenshaw.

A New Generation of Champions

Bob Tway's final-hole bunker shot in 1986 at Inverness Club, to win the 1993 PGA Championship, signaled a new generation of Champions and special moments.



A rainbow soared above Davis Love III after he won the 1997 PGA Championship at Winged Foot Golf Club in Mamaroneck, N.Y.




Payne Stewart during his march to winning the 71st PGA Championship in August 1989, at Kemper Lakes Golf Club in Hawthorn Woods, Ill.

Payne Stewart won his first major Championship in 1989 at Kemper Lakes in Hawthorn Woods, Ill. In 1991, rookie John Daly completed a storybook finish at Crooked Stick in Carmel, Ind. Without the benefit of a practice round, Daly, the ninth alternate, didn't get into the Championship until Nick Price withdrew the night before. Daly went on to finish with a 276 total, in a performance that ranks as one of golf's greatest surprise triumphs.

Price returned in 1992 to win at Bellerive Country Club and carried his 1990s dominance with a resounding second PGA Championship title in 1994 at Southern Hills Country Club.

Valhalla Golf Club's first experience in hosting a major championship came in 1996, and Mark Brooks birdied the 18th hole twice within 45 minutes to win a playoff over Kentuckian Kenny Perry.

Davis Love III turned in a memorable performance at Winged Foot Golf Club in Mamaroneck, N.Y., finishing with an 11-under-par 269, for the lowest winning total in any major Championship held at the legendary course. Vijay Singh, a native of Fiji, earned his first major title in 1998 at Sahalee Country Club in Redmond, Wash.



A familiar pose for Tiger Woods, who captured four PGA Championships between 1999 and 2007.

Tiger Woods Ushers in a New Era

In 1999, 23-year-old Tiger Woods became the fifth youngest winner in PGA Championship history, when he outlasted Spain's 19-year-old Sergio Garcia by one stroke at Medinah (Ill.) Country Club.

Woods, already a winner of the U.S. Open and British Open during the summer, made the PGA Championship's return to Valhalla Golf Club in 2000 one of the most thrilling climaxes in major Championship history. In the process, Woods became the first

back-to-back PGA Champion since Denny Shute in 1936-37.

Woods and journeyman Tour professional Bob May, whose glossy record Woods had emulated as a youth in the Southern California junior ranks, engaged in a stirring final-round duel. After each making 18th hole birdie putts, they entered the first three-hole aggregate score playoff in PGA Championship history. Woods birdied the 16th hole, then saved par on the final two holes, including a fortunate bounce down a cart path on the 18th, to edge May by a stroke.

Unheralded David Toms laid up for par on the 72nd hole in 2001 at Atlanta Athletic Club, then made a 12-foot winning putt to defeat Phil Mickelson and post a 15-under-par 265, a major Championship record for 72 holes.

Rich Beem's stunning back-nine charge to a 4-under-par 68 elevated him past Woods to the title in the 85th PGA Championship at Hazeltine National Golf Club in Chaska, Minn.

The PGA Championship special moments' tradition continued with Shaun Micheel's 2003 final-hole near-hole out for birdie at Oak Hill Country Club. In 2004, Vijay Singh earned his second PGA Championship, outlasting Justin Leonard and Chris DiMarco in a three-hole cumulative score playoff at Whistling Straits in Kohler, Wis.

In 2005, at steamy Baltusrol Golf Club, Phil Mickelson hit a flop shot from the deep rough on the 18th hole to within two feet and then tapped in for the winning birdie.

Woods marked his return to Medinah Country Club in grand style in 2006, by capturing in methodical style his third PGA Championship and came back in 2007 at Southern Hills Country Club, winning a fourth PGA Championship during the hottest recorded week of weather in PGA Championship history.

Ireland's Pádraig Harrington became the first European-born Champion since Scotland's Tommy Armour in 1930, thanks to a back nine rally and began a string of three consecutive non-American PGA Champions. South Korea's Y.E. Yang stunned the golf world in 2009 at Hazeltine National Golf Club, including a chip-in for eagle on the 14th hole and closing birdie at 18 to chase down Woods and become the first Asian male to win a major championship.

In 2010, Martin Kaymer became the first German-born player to win a PGA Championship, defeating Bubba Watson at Whistling Straits in a three-hole aggregate score playoff.

American Keegan Bradley, making his first major championship start, staged his improbable rally in 2011 over the final three holes at Atlanta Athletic Club, forcing a three-hole aggregate score playoff and then defeated Jason Dufner to win the Championship.



Y.E. Yang reacts to sealing his victory in the 91st PGA Championship on the 18th Hole at Hazeltine National Golf Club in Chaska, Minn.



RODMAN WANAMAKER

THE MAN BEHIND THE PGA CHAMPIONSHIP TROPHY

Many of golf's legendary major Champions have hoisted the 27- pound silver Wanamaker Trophy that pays tribute to its namesake, Rodman Wanamaker. In much the same fashion, the country's foremost track stars also have broken the tape in Madison Square Garden in the meet that he founded.

His masterful contributions can still be seen on both sides of the Atlantic, as Great Britain's royals have used in coronations, weddings


and funeral marches a jeweled processional cross that he donated. And, it was Wanamaker who expanded public consciousness of the vanishing culture of the American Indian through innovative photographic expeditions.

Rodman Wanamaker also funded early expeditions to the North Pole and elsewhere; and was a pioneer in aeronautics, having built the first multi-engine plane to fly across the Atlantic - flown by Admiral Richard Byrd a month after a young aviator named Charles Lindbergh accomplished the feat with his solo flight.

And, had he not agreed to sponsor a luncheon in 1916 in New York City, where the most prominent golf professionals of the day assembled, and soon after

fund the PGA Championship and its trophy, it is unlikely that The Professional Golfers' Association of America would have begun in earnest. Lewis Rodman Wanamaker was the catalyst for all of the above and much more because he was able to live out his dreams. An 1886 graduate of Princeton University, Wanamaker preferred to remain in his famed father's shadow and made a conscious effort to shun the glare of media. Following the mold of his father's highly successful Wanamaker department store in Philadelphia, Rodman made the New York store on 9th Street and Broadway an unqualified success.

He did accept an appointment as Special Deputy Police Commissioner



Wanamaker as a Princeton athlete

in New York City during World War I and greeted distinguished guests from around the world. But, for most of his life, Wanamaker preferred to let his philanthropic endeavors, through intermediaries, make the loudest statement. Wanamaker's enthusiasm to provide recreational opportunities for employees of his New York store was integral in the development of the Millrose Athletic Association. The membership later opened to the public and became an avenue to promote American amateur athletics. In 1908, he founded the Wanamaker-Millrose Games, with "Millrose" the name of Rodman's beloved country estate near Jenkintown, Pa.

It was during the games that Wanamaker began another tradition - the playing the "Star Spangled Banner" at a sporting event.

Wanamaker purchased more war bonds during World War I than anyone else, putting his enormous wealth at the disposal of his country. All the while, he helped finance military stations in the United States, along with allied hospitals, refuges, and clubs in France. As well, he donated and commissioned the Eternal Light War Memorial to honor America's fallen heroes in Madison Square Park in Manhattan.

He commissioned architect Addison Mizner to build "La Guerida" ("Bounty of War") on the oceanfront of Palm Beach, Fla. Wanamaker's final years were those of physical suffering, as he was stricken with uremia, a kidney disease. Following his death in 1928, his Palm Beach home was sold to Joseph and Rose Kennedy, and "La Guerida" would later become the "Winter White House" for their son, President John F. Kennedy.

For his contributions toward international amity, Wanamaker was decorated by many nations, especially his beloved France. The country presented him three times with the Legion of Honor, which was established by Napoleon Bonaparte in 1802, for eminent service to the Republic of France.

Wanamaker is buried in a mausoleum in the St. James the Less Episcopal Cemetery in Philadelphia. During the summer following his death, France paid homage to its longtime friend by sending three distinguished journalists with a bronze urn for his tomb.

The urn is split into three compartments, containing earth from three sites in France associated with American history: the grave of Lafayette at Picus cemetery in Paris; the spot where the first Americans fell in World War I near Luneville; and the Ver-sur-Mer, where Commander Byrd had landed the Wanamaker-sponsored airplane, "America."



CHAMPIONS THROUGH THE YEARS

	YEAR	CHAMPION	SCORE	RUNNER-UP (S)	SITE
	Inaugural 1916	James M. Barnes (England)	1-up	Jock Hutchison	Siwanoy CC, Bronxville, N.Y.
	1917-18 No Championships Played Due to World War I				
2nd	1919	James M. Barnes (England)	6 and 5	Fred McLeod	Engineers CC, Roslyn, L.I., N.Y.
3rd	1920	Jock Hutchison (Scotland)	1-up	J. Douglas Edgar	Flossmoor (Ill.) CC
4th	1921	Walter Hagen	3 and 2	James M. Barnes	Inwood CC, Far Rockaway, N.Y.
5th	1922	Gene Sarazen	4 and 3	Emmet French	Oakmont (Pa.) CC
6th	1923	Gene Sarazen*	38 holes	Walter Hagen	Pelham CC, Pelham Manor, N.Y.
7th	1924	Walter Hagen	2-up	James M. Barnes	French Lick Springs, French Lick, Ind.
8th	1925	Walter Hagen	6 and 5	William Mehlhorn	Olympia Fields (Ill.) CC
9th	1926	Walter Hagen	5 and 3	Leo Diegel	Salisbury Golf Links, Westbury, L.I., N.Y.
10th	1927	Walter Hagen	1-up	Joe Turnesa	Cedar Crest CC, Dallas, Texas
11th	1928	Leo Diegel	6 and 5	Al Espinosa	Five Farms CC, Baltimore, Md.
12th	1929	Leo Diegel	6 and 4	Johnny Farrell	Hillcrest CC, Los Angeles, Calif.
13th	1930	Tommy Armour (Scotland)	1-up	Gene Sarazen	Fresh Meadows CC, Flushing, N.Y.
14th	1931	Tom Creavy	2 and 1	Denny Shute	Wannamoisett CC, Rumford, R.I.
15th	1932	Olin Dutra	4 and 3	Frank Walsh	Keller GC, St. Paul, Minn.
16th	1933	Gene Sarazen	5 and 4	Willie Goggin	Blue Mound CC, Milwaukee, Wis.
17th	1934	Paul Runyan*	38 holes	Craig Wood	Park CC, Williamsville, N.Y.
18th	1935	Johnny Revolta	5 and 4	Tommy Armour	Twin Hills CC, Oklahoma City, Okla.
19th	1936	Denny Shute	3 and 2	Jimmy Thomson	Pinehurst (N.C.) CC
20th	1937	Denny Shute*	37 holes	Harold McSpaden	Pittsburgh FC, Aspinwall, Pa.
21st	1938	Paul Runyan	8 and 7	Sam Snead	Shawnee CC, Shawnee-On-Delaware, Pa.
22nd	1939	Henry Picard*	37 holes	Byron Nelson	Pomonok CC, Flushing, N.Y.
23rd	1940	Byron Nelson	1-up	Sam Snead	Hershey (Pa.) CC
24th	1941	Vic Ghezzi*	38 holes	Byron Nelson	Cherry Hills CC, Denver, Colo.
25th	1942	Sam Snead	2 and 1	Jim Turnesa	Seaview CC, Atlantic City, N.J.
	1943 No Championship Played Due to World War II				
26th	1944	Bob Hamilton	1-up	Byron Nelson	Manito G and CC, Spokane, Wash.
27th	1945	Byron Nelson	4 and 3	Sam Byrd	Moraine CC, Dayton, Ohio
28th	1946	Ben Hogan	6 and 4	Ed Oliver	Portland (Ore.) GC
29th	1947	Jim Ferrier (Australia)	2 and 1	Chick Harbert	Plum Hollow CC, Detroit, Mich.
30th	1948	Ben Hogan	7 and 6	Mike Turnesa	Norwood Hills CC, St. Louis, Mo.
31st	1949	Sam Snead	3 and 2	Johnny Palmer	Hermitage CC, Richmond, Va.
32nd	1950	Chandler Harper	4 and 3	Henry Williams Jr.	Scioto CC, Columbus, Ohio
33rd	1951	Sam Snead	7 and 6	Walter Burkemo	Oakmont (Pa.) CC
34th	1952	Jim Turnesa	1-up	Chick Harbert	Big Spring CC, Louisville, Ky.
35th	1953	Walter Burkemo	2 and 1	Felice Torza	Birmingham (Mich.) CC
36th	1954	Chick Harbert	4 and 3	Walter Burkemo	Keller GC, St. Paul, Minn.
37th	1955	Doug Ford	4 and 3	Cary Middlecoff	Meadowbrook CC, Detroit, Mich.
38th	1956	Jack Burke Jr.	3 and 2	Ted Kroll	Blue Hill CC, Boston, Mass.
39th	1957	Lionel Hebert	2 and 1	Dow Finsterwald	Miami Valley CC, Dayton, Ohio
40th	1958	Dow Finsterwald	276	Billy Casper	Llanerch CC, Havertown, Pa.
41st	1959	Bob Rosburg	277	Jerry Barber, Doug Sanders	Minneapolis GC, St. Louis Park, Minn.
42nd	1960	Jay Hebert	281	Jim Ferrier	Firestone CC, Akron, Ohio
43rd	1961	Jerry Barber*	277	Don January	Olympia Fields (Ill.) CC
44th	1962	Gary Player (So. Africa)	278	Bob Goalby	Aronimink GC, Newtown Square, Pa.
45th	1963	Jack Nicklaus	279	Dave Ragan Jr.	Dallas (Texas) Athletic Club
46th	1964	Bobby Nichols	271	Jack Nicklaus, Arnold Palmer	Columbus (Ohio) CC
47th	1965	Dave Marr	280	Billy Casper, Jack Nicklaus	Laurel Valley CC, Ligonier, Pa.
48th	1966	Al Geiberger	280	Dudley Wysong	Firestone CC, Akron, Ohio
49th	1967	Don January*	281	Don Massengale	Columbine CC, Littleton, Colo.

	YEAR	CHAMPION	SCORE	RUNNER-UP (S)	SITE
50th	1968	Julius Boros	281	Bob Charles, Arnold Palmer	Pecan Valley CC, San Antonio, Texas
51st	1969	Raymond Floyd	276	Gary Player	NCR CC, Dayton, Ohio
52nd	1970	Dave Stockton	279	Arnold Palmer, Bob Murphy	Southern Hills CC, Tulsa, Okla.
53rd	1971	Jack Nicklaus	281	Billy Casper	PGA National GC, Palm Beach Gardens, Fla.
54th	1972	Gary Player (So. Africa)	281	Tommy Aaron	Oakland Hills CC, Bloomfield Township, Mich.
55th	1973	Jack Nicklaus	277	Bruce Crampton	Canterbury GC, Cleveland, Ohio
56th	1974	Lee Trevino	276	Jack Nicklaus	Tanglewood GC, Winston-Salem, N.C.
57th	1975	Jack Nicklaus	276	Bruce Crampton	Firestone CC, Akron, Ohio
58th	1976	Dave Stockton	281	Raymond Floyd, Don January	Congressional CC, Bethesda, Md.
59th	1977	Lanny Wadkins*	282	Gene Littler	Pebble Beach (Calif.) GL
60th	1978	John Mahaffey*	276	Jerry Pate, Tom Watson	Oakmont (Pa.) CC
61st	1979	David Graham* (Australia)	272	Ben Crenshaw	Oakland Hills CC, Bloomfield Township, Mich.
62nd	1980	Jack Nicklaus	274	Andy Bean	Oak Hill CC, Rochester, N.Y.
63rd	1981	Larry Nelson	273	Fuzzy Zoeller	Atlanta Athletic Club, Duluth, Ga.#
64th	1982	Raymond Floyd	272	Lanny Wadkins	Southern Hills CC, Tulsa, Okla.
65th	1983	Hal Sutton	274	Jack Nicklaus	Riviera CC, Pacific Palisades, Calif.
66th	1984	Lee Trevino	273	Lanny Wadkins, Gary Player	Shoal Creek CC, Birmingham, Ala.
67th	1985	Hubert Green	278	Lee Trevino	Cherry Hills CC, Denver, Colo.
68th	1986	Bob Tway	276	Greg Norman	Inverness Club, Toledo, Ohio
69th	1987	Larry Nelson*	287	Lanny Wadkins	PGA National GC, Palm Beach Gardens, Fla.
70th	1988	Jeff Sluman	272	Paul Azinger	Oak Tree GC, Edmond, Okla.
71st	1989	Payne Stewart	276	Andy Bean, Mike Reid, Curtis Strange	Kemper Lakes GC, Hawthorn Woods, Ill.
72nd	1990	Wayne Grady (Australia)	282	Fred Couples	Shoal Creek CC, Birmingham, Ala.
73rd	1991	John Daly	276	Bruce Lietzke	Crooked Stick GC, Carmel, Ind.
74th	1992	Nick Price (So. Africa)	278	John Cook, Nick Faldo, Jim Gallagher Jr., Gene Sauers	Bellerive CC, St. Louis, Mo.
75th	1993	Paul Azinger*	272	Greg Norman	Inverness Club, Toledo, Ohio
76th	1994	Nick Price (So. Africa)	269	Corey Pavin	Southern Hills CC, Tulsa, Okla.
77th	1995	Steve Elkington* (Australia)	267	Colin Montgomerie	Riviera CC, Pacific Palisades, Calif.
78th	1996	Mark Brooks*	277	Kenny Perry	Valhalla GC, Louisville, Ky.
79th	1997	Davis Love III	269	Justin Leonard	Winged Foot GC, Mamaroneck, N.Y.
80th	1998	Vijay Singh (Fiji)	271	Steve Stricker	Sahalee CC, Redmond, Wash.
81st	1999	Tiger Woods	277	Sergio Garcia	Medinah (Ill.) CC
82nd	2000	Tiger Woods*	270	Bob May	Valhalla GC, Louisville, Ky.
83rd	2001	David Toms	265	Phil Mickelson	Atlanta Athletic Club, Duluth, Ga.#
84th	2002	Rich Beem	278	Tiger Woods	Hazeltine National GC, Chaska, Minn.
85th	2003	Shaun Micheel	276	Chad Campbell	Oak Hill CC, Rochester, N.Y.
86th	2004	Vijay Singh* (Fiji)	280	Chris DiMarco, Justin Leonard	Whistling Straits (Straits Course), Kohler, Wis.
87th	2005	Phil Mickelson	275	Thomas Bjorn, Steve Elkington	Baltusrol GC, Springfield, N.J.
88th	2006	Tiger Woods	270	Shaun Micheel	Medinah (Ill.) CC
89th	2007	Tiger Woods	272	Woody Austin	Southern Hills CC, Tulsa, Okla.
90th	2008	Padraig Harrington (Ireland)	277	Sergio Garcia, Ben Curtis	Oakland Hills CC, Bloomfield Township, Mich.
91st	2009	Y.E. Yang (South Korea)	280	Tiger Woods	Hazeltine National GC, Chaska, Minn.
92nd	2010	Martin Kaymer* (Germany)	277	Bubba Watson	Whistling Straits (Straits Course), Kohler, Wis.
93rd	2011	Keegan Bradley	272	Jason Dufner	Atlanta Athletic Club, Johns Creek, Ga.

* Winner in Playoff # Host site, incorporated in 2006, as Johns Creek, Ga. () International Champion

PGA CHAMPIONSHIP PLAYOFF HISTORY

DATE	SITE/RESULTS
1923	Pelham Golf Club, Pelham Manor, N.Y. Gene Sarazen defeated Walter Hagen, 1-up, 38 holes
1934	Park Club of Buffalo, Williamsville, N.Y. Paul Runyan defeated Craig Wood, 1-up, 38 holes
1937	Pittsburgh Field Club, Aspinwall, Pa. Denny Shute defeated Harold "Jug" McSpaden, 1-up, 37 holes
1939	Pomonok Country Club, Flushing, N.Y. Henry Picard defeated Byron Nelson, 1-up, 37 holes
1941	Cherry Hills Country Club, Denver Vic Ghezzi defeated Byron Nelson, 1-up, 38 holes
1961	Olympia Fields (Ill.) Country Club Jerry Barber defeated Don January, 67 to 68, in an 18-hole playoff
1967	Columbine Country Club, Littleton, Colo. Don January defeated Don Massengale, 69 to 71, in an 18-hole playoff
1977	Pebble Beach (Calif.) Golf Links Lanny Wadkins defeated Gene Littler, making a six-foot par putt on the third extra hole in a sudden-death playoff
1978	Oakmont (Pa.) Country Club John Mahaffey defeated Jerry Pate and Tom Watson by making a 12-foot birdie putt on the second extra hole of a sudden-death playoff
1979	Oakland Hills CC, Bloomfield Township, Mich. David Graham defeated Ben Crenshaw with a birdie on the third extra hole of a sudden-death playoff
1987	PGA National Golf Club, Palm Beach Gardens, Fla. Larry Nelson defeated Lanny Wadkins with a par on the first extra hole of a sudden-death playoff
1993	Inverness Club, Toledo, Ohio Paul Azinger defeated Greg Norman with a par on the second extra hole of a sudden-death playoff
1995	Riviera Country Club, Pacific Palisades, Calif. Steve Elkington defeated Colin Montgomerie with a birdie on the first extra hole of a sudden-death playoff
1996	Valhalla Golf Club, Louisville, Ky. Mark Brooks defeated Kenny Perry with a birdie on the first extra hole of a sudden-death playoff
2000	Valhalla Golf Club, Louisville, Ky. Tiger Woods defeated Bob May in the first three-hole aggregate score playoff in major and PGA Championship history, making a birdie on the 16th hole and finishing with two pars. May parred all three holes.
2004	Whistling Straits (Straits Course), Kohler, Wis. Vijay Singh defeated Chris DiMarco and Justin Leonard in a three-hole aggregate score playoff, making a birdie on the 10th hole (the first extra hole), and finishing with pars on the 17th and 18th holes. DiMarco and Leonard each had three consecutive pars.
2010	Whistling Straits (Straits Course), Kohler, Wis. Martin Kaymer defeated Bubba Watson in a three-hole aggregate score playoff, making a par on the 10th hole (first extra hole), and finishing with a birdie at 17 and a bogey at 18. Watson finished birdie-par-double bogey.
2011	Atlanta Athletic Club, Johns Creek, Ga. Atlanta Athletic Club (Highlands Course), Johns Creek, Ga. – Keegan Bradley defeated Jason Dufner in a three-hole aggregate score playoff, making a birdie on the 16th hole (first extra hole), and finishing with pars at 17 and 18. Dufner finished par-bogey-birdie.

2011 Nobody saw Keegan Bradley coming, except perhaps his father, Mark, a PGA Professional who elected to remain secluded in front of a television in a condominium in Jackson, Wyo., watching his son march into major championship lore.

From his vantage point, with nobody around to add to his own tension, Mark Bradley saw his 25-year-old son cap an unforgettable, frenzied final hour of the 93rd PGA Championship unfold at Atlanta Athletic Club.

Trailing by five strokes with just three holes to play, Keegan Bradley looked glazed when his chip shot ran across the 15th green and into the water, leading to a triple bogey. At that point, he reminded himself that his dream wasn't over, especially with a crucible quartet of holes at Atlanta Athletic Club's Highlands Course.

"It seems like a dream, and I hope it's real," Bradley said at the champagne toast in the clubhouse with a gleam in his eye."

"I kept telling myself. 'Don't let that hole define this whole tournament,'" said Bradley. That mental "slap" led to one of the most stunning turnarounds in a major championship. Bradley – the first major champion using a belly putter – stepped up to make back-to-back birdies, including a 35-footer at 17 that caused the gallery to erupt.

That eruption accompanied a collapse by Jason Dufner, who appeared unflappable all afternoon and had the experience of sharing fifth in the Championship a year ago. But Dufner hit his tee shot in the water on the 15th for the first of three straight bogeys that forced a three-hole aggregate score playoff.

Bradley hammered his drive on the 16th hole to open the playoff and noticed something in the fairway – his divot from regulation play less than an hour earlier. He then hit his approach to four feet, after Dufner's approach nearly hit the flagstick and rolled six feet past.

Champion: Keegan Bradley, Jupiter, Fla.

Site: Atlanta Athletic Club (Highlands Course)

Johns Creek, Ga.

Date: Aug. 11-14 **Purse:** \$8 million

Par: 35-35—70 (7,467 yards)

Field: 156 **Cut at 14** **75 players advanced**

"Keegan told me later that he had seen his divot and it kind of calmed him," said Mark Bradley. "I had texted him on Saturday, 'By the way, it's Hogan's birthday today.' He and I are big Hogan disciples, and I kind of think that kind of execution played a little role in helping him."

When Bradley made his birdie putt, it was his first outright lead of the day. He added a two-putt par at 17 and then reached the 471-yard 18th hole that had played havoc with most of the field all week. Dufner applied the pressure by hitting his approach to within 20 feet.

Bradley hit his 6-iron approach, and told his father later that he lost sight of the ball. The roar of the crowd by the 18th green, who saw the ball settle just inside of Dufner's ball, quickly erased any lingering doubt.

Though Dufner made his final putt, Bradley followed and had a short tap-in to close and become only the third player in nearly a century to win a major championship in his first try. He joined Francis Ouimet (1913 U.S. Open) and Ben Curtis (2003 Open Championship) in that exclusive club.

Bradley also is one of six PGA Champions (following Jack Burke Jr., Dave Marr, Raymond Floyd, Davis Love III and Rich Beem), who is the son of a PGA Professional.

"It seems like a dream, and I hope it's real," Bradley said at the champagne toast in the clubhouse with a gleam in his eye. "This was the best conditioned golf course that I've seen in my life. If I could make one suggestion, you might cut the rough down back of the 15th hole!"

The 93rd PGA Championship featured 100 of the top 102 world-ranked players, and 68 international competitors representing 20 countries. Bradley entered the Championship as the No. 108 in the world, yet ended America's longest drought in a major that had reached six.

Bradley closed regulation play with a 2-under-par 68 and matched Dufner at



8-under-par 272. Dufner posted a 69. Denmark's Anders Hansen was a stroke back in third after a 66, and 2001 Champion David Toms (67), Sweden's Robert Karlsson (67), who suffered three straight bogeys after coming within a stroke of the lead, shared fourth with Scott Verplank (70) at 275.

Dufner, who was the only player in the field to reach 11-under-par before his played that four-hole finish in 3 under for the week – never once making a bogey – until the final round.

"Everybody has struggled on them," Dufner said of the final four holes. "Unfortunately, I had the lead and I struggled on them. . . That was the deciding factor, and Keegan made a couple birdies there, and I made a couple bogeys."

Dufner watched it unfold from the hill that is the 260-yard 15th tee, with his lead boosted to four strokes over Anders Hansen, who was in the process of making bogey. Then Dufner pushed his tee shot into the water right of the green.

He rallied by making a 12-foot bogey putt and hit his drive in the middle of the 16th fairway. Moments later, Bradley hit his approach to eight feet at 16 and made birdie. Behind him in the final group, Dufner hit his approach into the right bunker, blasted out to 10 feet and made bogey, with his lead trimmed to two strokes.

Dufner arrived on the 17th tee in time to watch as Bradley rattled in a 35-foot putt, pumping his fists as his caddie stood behind the hole holding the flag over his head with both arms. Dufner then hit to the middle of the green but ran his first

"I don't want to be one of the guys that kind of disappears," Bradley said. "I would love to be up in a category with the best players and be mentioned with Phil Mickelson, one of my idols. I hope I don't disappear. I don't plan to."

Bradley tapped in for par at 18 and raised his putter in triumph. The first to greet him in the middle of the green was his sister, Madison, and his nephew,

In a pulsating PGA Championship debut that he extended 75 holes, Keegan Bradley, a rookie in the glare of the major spotlight, completed “Glory’s First Shot.”

	Course Avg	Rds Under Par	At Par	Over Par	Round Leader	Low Round	Keegan Bradley
Round 1	73.109	22	13	121	Steve Stricker (63)	Steve Stricker (63)	T36th (71)
Round 2	72.771	30	10	113	Keegan Bradley & Jason Dufner (135)	Keegan Bradley (64)	T1st (135)
Round 3	71.173	25	10	40	Jason Dufner & Brendan Steele (203)	David Toms (65)	3rd (204)
Round 4	71.253	25	11	39	Keegan Bradley & Jason Dufner (135)	Anders Hansen & Pablo Larrazabal (66)	T1st (272)
Totals	72.378	102	44	313			

Hole	1	2	3	4	5	6	7	8	9	10	11	12	13	14	15	16	17	18
Par	4	4	4	3	5	4	3	4	4	4	4	5	4	4	3	4	3	4
Yards	454	512	475	219	565	425	184	467	426	442	457	551	372	468	260	476	207	507
Round 1	4	5	4	5	5	3	3	5	4	3	4	4	4	4	2	4	3	5
Fairways Hit: 7 of 14 / Greens Hit: 14 of 18 / Putts: 32																		
Round 2	3	4	4	3	5	3	2	4	4	3	4	4	4	3	3	4	3	4
Fairways Hit: 9 of 14 / Greens Hit: 14 of 18 / Putts: 26																		
Round 3	6	4	3	3	4	3	4	4	4	4	4	4	4	4	3	4	3	4
Fairways Hit: 10 of 14 / Greens Hit: 14 of 18 / Putts: 31																		
Round 4	3	4	5	3	4	4	3	3	5	4	4	3	4	4	6	3	2	4
Fairways Hit: 9 of 14 / Greens Hit: 14 of 18 / Putts: 28																		
72 hole totals: Fairways Hit: 35 of 56 Rank T20th / Average Drive: 301.8 Rank 21st / Greens Hit: 56 of 72 Rank 2nd / Putts: 117 Rank T16th																		

[illegible]

93RD PGA CHAMPIONSHIP SELECTED PLAYER RECORDS

After Round				Fairways				Driving													
1	2	3	4	Player	Score	Money	Hit	Rank	Distance	Rank	Gir	Rank	Putts	Rank	Par 3	Par 4	Par 5	Birdies	Pars	Bogey	
36	1	3	1	Keegan Bradley	71-64-69-68-272	\$1,445,000.00	35	T20	301.8	21	56	2	117	T16	3	-4	-7	19	43	6	
				Playoff: Shot 10	(3 Birdie - 3 Par - 4 Par) in a three hole playoff to defeat Jason Dufner who shot 11 (4 Par - 4 Bogey - 3 Birdie)																
23	1	1	2	Jason Dufner	70-65-68-69-272	\$865,000.00	37	T9	285.1	65	57	1	121	T41	-1	-3	-4	17	44	9	
				Playoff: Shot 11	(4 Par - 4 Bogey - 3 Birdie) in a three hole playoff to lose to Keegan Bradley who shot 10 (3 Birdie - 3 Par - 4 Par)																
5	7	6	3	Anders Hansen	68-69-70-66-273	\$545,000.00	38	T6	293.3	T38	55	3	122	T48	-1	-3	-3	15	49	8	
59	53	8	T-4	David Toms	72-71-65-67-275	\$331,000.00	38	T6	273.3	75	46	T46	112	3	-1	0	-4	16	42	13	
4	3	4	T-4	Scott Verplank	67-69-69-70-275	\$331,000.00	37	T9	286.0	62	49	T18	113	T4	4	-4	-5	15	46	8	
23	26	8	T-4	Robert Karlsson	70-71-67-67-275	\$331,000.00	33	T30	311.9	8	54	T4	121	T41	0	1	-6	16	42	13	
13	11	8	7	Adam Scott	69-69-70-68-276	\$259,000.00	30	T40	305.0	16	45	T53	113	T4	0	1	-5	14	49	8	
36	14	13	T-8	Lee Westwood	71-68-70-68-277	\$224,500.00	35	T20	299.8	25	51	T9	119	T29	-1	3	-5	13	50	8	
23	26	13	T-8	Luke Donald	70-71-68-68-277	\$224,500.00	28	T59	286.4	60	52	8	118	T19	2	-1	-4	16	46	7	
59	26	30	T-10	Kevin Na	72-69-70-67-278	\$188,000.00	30	T40	291.1	48	47	T39	118	T19	1	-1	-2	13	48	11	
13	3	6	T-10	D.A. Points	69-67-71-71-278	\$188,000.00	41	3	297.6	T29	54	T4	123	T51	-2	1	-1	14	48	8	
1	7	5	T-12	Steve Stricker	63-74-69-73-279	\$132,785.71	36	T14	287.3	54	45	T53	116	T12	3	3	-7	14	46	11	
23	26	13	T-12	Nick Watney	70-71-68-70-279	\$132,785.71	24	T71	307.4	15	46	T46	114	6	0	5	-6	15	48	5	
59	26	20	T-12	Sergio Garcia	72-69-69-69-279	\$132,785.71	30	T40	297.3	31	47	T39	115	T7	-1	1	-1	12	51	7	
13	17	30	T-12	Trevor Immelman	69-71-71-68-279	\$132,785.71	33	T30	289.5	51	47	T39	117	T16	2	3	-6	16	42	13	
5	26	20	T-12	Bill Haas	68-73-69-69-279	\$132,785.71	25	T69	296.5	33	48	T26	120	T35	3	0	-4	13	47	12	
23	17	30	T-12	Gary Woodland	70-70-71-68-279	\$132,785.71	29	T49	320.0	1	48	T26	118	T19	1	2	-4	16	43	12	
36	39	8	T-12	Charl Schwartzel	71-71-66-71-279	\$132,785.71	30	T40	308.1	11	49	T18	119	T29	1	2	-4	14	48	7	
36	26	20	T-19	Ryan Palmer	71-70-69-70-280	\$81,214.28	22	T74	299.1	26	39	75	108	1	5	2	-7	18	38	14	
13	7	1	T-19	Brendan Steele	69-68-66-77-280	\$81,214.28	37	T9	307.8	12	42	T68	110	2	6	-2	-4	13	46	9	
59	62	20	T-19	Hunter Mahan	72-72-66-70-280	\$81,214.28	29	T49	297.8	T27	43	T65	115	T7	0	5	-5	14	43	12	
36	39	20	T-19	Matt Kuchar	71-71-68-70-280	\$81,214.28	34	T27	286.9	T56	45	T53	117	T16	0	0	0	10	54	6	
36	26	20	T-19	Phil Mickelson	71-70-69-70-280	\$81,214.28	27	T62	304.8	17	49	T18	123	T51	0	5	-5	10	53	8	
13	39	30	T-19	Brian Davis	69-73-69-69-280	\$81,214.28	37	T9	281.8	74	50	T14	123	T51	2	1	-3	9	51	11	
5	3	8	T-19	John Senden	68-68-72-72-280	\$81,214.28	35	T20	295.9	34	54	T4	127	T71	2	4	-6	13	46	13	
36	14	20	T-26	Scott Piercy	71-68-71-71-281	\$51,062.50	31	T36	309.6	10	45	T53	119	T29	0	4	-3	16	40	15	
93	39	37	T-26	Bubba Watson	74-68-70-69-281	\$51,062.50	26	68	317.6	3	46	T46	118	T19	3	1	-3	15	42	14	
59	39	43	T-26	Robert Allenby	72-70-71-68-281	\$51,062.50	30	T40	290.6	49	47	T39	121	T41	2	3	-4	16	41	13	
2	11	37	T-26	Jerry Kelly	65-73-74-69-281	\$51,062.50	42	T1	282.0	73	47	T39	118	T19	3	3	-5	12	48	11	
13	17	30	T-26	Mark Wilson	69-71-71-70-281	\$51,062.50	42	T1	282.6	T69	48	T26	122	T48	4	2	-5	11	49	12	
36	26	13	T-26	Spencer Levin	71-70-68-72-281	\$51,062.50	35	T20	293.3	T38	49	T18	120	T35	2	4	-5	11	50	10	
5	17	13	T-26	Brendon de Jonge	68-72-69-72-281	\$51,062.50	31	T36	282.8	68	50	T14	125	T63	0	6	-5	9	50	12	
59	17	43	T-26	Charles Howell III	72-68-73-68-281	\$51,062.50	32	T34	293.0	41	50	T14	123	T51	2	3	-4	13	45	14	
59	62	43	T-34	Chris Kirk	72-72-69-69-282	\$40,000.00	36	T14	300.1	23	46	T46	118	T19	6	0	-4	13	45	13	
59	53	20	T-34	Francesco Molinari	72-71-67-72-282	\$40,000.00	40	4	286.8	58	48	T26	120	T35	-1	7	-4	11	48	13	
23	39	20	T-34	Alexander Noren	70-72-68-72-282	\$40,000.00	34	T27	297.0	32	53	7	126	T68	2	8	-8	10	50	9	
36	53	13	T-37	Ben Crane	71-72-66-74-283	\$36,250.00	29	T49	286.9	T56	48	T26	118	T19	3	0	0	17	37	16	
5	39	43	T-37	Matteo Manassero	68-74-71-70-283	\$36,250.00	36	T14	286.6	59	51	T9	123	T51	1	5	-3	11	49	11	
36	3	13	T-39	Jim Furyk	71-65-73-75-284	\$30,250.00	29	T49	293.5	37	45	T53	116	T12	1	7	-4	13	45	11	
36	26	50	T-39	Johan Edfors	71-70-73-70-284	\$30,250.00	30	T40	293.1	40	47	T39	120	T35	5	3	-4	12	46	12	
93	39	37	T-39	Ian Poulter	74-68-70-72-284	\$30,250.00	29	T49	287.1	55	48	T26	124	T58	0	8	-4	14	41	16	
36	39	30	T-39	Bill Lunde	71-71-69-73-284	\$30,250.00	30	T40	294.4	35	48	T26	119	T29	1	4	-1	10	46	14	
59	26	43	T-39	Harrison Frazar	72-69-72-71-284	\$30,250.00	28	T59	301.9	20	49	T18	121	T41	1	5	-2	12	44	16	
23	53	37	T-39	K.J. Choi	70-73-69-72-284	\$30,250.00	36	T14	282.6	T69	49	T18	124	T58	4	0	0	9	48	13	
23	53	70	T-45	Pablo Larrazabal	70-73-76-66-285	\$21,500.00	29	T49	300.8	22	44	T60	116	T12	5	4	-4	13	46	9	
78	26	43	T-45	Yuta Ikeda	73-68-72-72-285	\$21,500.00	35	T20	282.3	71	44	T60	118	T19	0	7	-2	15	38	18	
59	39	60	T-45	Andres Romero	72-70-74-69-285	\$21,500.00	28	T59	297.6	T29	46	T46	115	T7	4	7	-6	11	46	7	
36	26	60	T-45	Seung-yul Noh	71-70-75-69-285	\$21,500.00	27	T62	315.0	6	47	T39	116	T12	3	6	-4	15	41	12	
5	7	20	T-45	Brandt Jobe	68-69-73-75-285	\$21,500.00	38	T6	310.9	9	48	T26	124	T58	4	3	-2	5	55	10	
36	17	60	T-45	Ross Fisher	71-69-76-69-285	\$21,500.00	35	T20	303.9	18	49	T18	125	T63	1	5	-1	15	38	18	
5	17	30	T-51	Simon Dyson	68-72-71-75-286	\$17,500.00	31	T36	286.3	61	44	T60	118	T19	0	8	-2	10	49	10	
36	17	37	T-51	Johnson Wagner	71-69-72-74-286	\$17,500.00	36	T14	287.9	53	45	T53	121	T41	3	1	2	12	43	16	
23	11	37	T-51	Jhonattan Vegas	70-68-74-74-286	\$17,500.00	27	T62	316.3	4	48	T26	123	T51	3	6	-3	10	49	10	
93	53	66	T-51	Rickie Fowler	74-69-75-68-286	\$17,500.00	27	T62	300.0	24	51	T9	124	T58	0	14	-8	14	37	16	
59	62	50	T-51	John Rollins	72-72-70-72-286	\$17,500.00	39	5	302.3	19	51	T9	125	T63	2	8	-4	13	42	16	
108	62	71	T-56	Ryan Moore	75-69-76-67-287	\$16,600.00	36	T14	291.8	45	42	T68	120	T35	-1	10	-2	10	49	10	
93	53	43	T-56	Bryce Molder	74-69-70-74-287	\$16,600.00	30	T40	282.1	72	43	T65	115	T7	-1	10	-2	14	41	14	
13	62	56	T-56	Ricky Barnes	69-75-71-72-287	\$16,600.00	29	T49	297.8	T27	44	T60	115	T7	1	5	1	15	40	14	
78	62	50	T-59	Kyung-tae Kim	73-71-70-74-288	\$16,033.33	33	T30	285.0	66	48	T26	126	T68	3	8	-3	9	48	13	
36	53	60	T-59	Zach Johnson	71-72-73-72-288	\$16,033.33	37	T9	283.0	67	48	T26									

The following players missed the cut

After Round			Fairways			Driving												
1	2	Player	Score	Money	Hit	Rank	Distance	Rank	Gir	Rank	Putts	Rank	Par 3	Par 4	Par 5	Birdies	Pars	Bogeys
93	76	CUT Anthony Kim	74-71-145	\$2,500.00	10		296.3		19		56		1	5	-1	4	26	4
129	76	CUT Aaron Baddeley	77-68-145	\$2,500.00	12		305.0		19		56		2	2	1	5	23	6
36	76	CUT Jonathan Byrd	71-74-145	\$2,500.00	18		297.3		19		56		1	4	0	3	25	8
36	76	CUT Jason Day	71-74-145	\$2,500.00	12		316.3		20		58		0	8	-3	9	17	6
36	76	CUT Justin Rose	71-74-145	\$2,500.00	15		304.5		20		58		2	1	2	6	20	9
93	76	CUT Thomas Bjorn	74-71-145	\$2,500.00	11		285.8		21		58		-1	7	-1	5	23	7
59	76	CUT Brian Gay	72-73-145	\$2,500.00	18		274.3		21		59		1	5	-1	4	24	7
59	76	CUT Angel Cabrera	72-73-145	\$2,500.00	9		304.8		22		63		2	6	-3	2	26	5
13	76	CUT Bob Sowards	69-76-145	\$2,500.00	14		287.3		22		61		-2	9	-2	7	20	7
59	76	CUT Tetsuji Hiratsuka	72-73-145	\$2,500.00	17		284.3		23		65		2	5	-2	2	27	7
78	76	CUT Bo Van Pelt	73-72-145	\$2,500.00	18		297.8		24		64		5	3	-3	7	20	6
59	76	CUT Martin Kaymer	72-73-145	\$2,500.00	17		303.3		25		64		1	5	-1	4	23	9
93	88	CUT Cameron Tringale	74-72-146	\$2,500.00	14		298.0		19		59		0	7	-1	4	23	8
23	88	CUT Camilo Villegas	70-76-146	\$2,500.00	16		296.5		20		60		2	3	1	4	22	10
93	88	CUT Ernie Els	74-72-146	\$2,500.00	11		290.0		22		61		2	5	-1	3	24	9
108	88	CUT Jeff Overton	75-71-146	\$2,500.00	13		294.3		22		62		4	1	1	4	25	4
78	88	CUT Alvaro Quiros	73-73-146	\$2,500.00	13		330.3		25		64		2	4	0	4	22	10
108	88	CUT Geoff Ogilvy	75-71-146	\$2,500.00	18		293.0		26		64		4	6	-4	6	23	5
78	94	CUT Hiroyuki Fujita	73-74-147	\$2,500.00	15		294.0		20		61		2	7	-2	3	24	8
93	94	CUT Brandt Snedeker	74-73-147	\$2,500.00	14		287.0		21		59		2	6	-1	4	25	4
13	94	CUT Stewart Cink	69-78-147	\$2,500.00	11		285.8		22		62		2	7	-2	5	21	8
108	94	CUT Dustin Johnson	75-72-147	\$2,500.00	15		346.5		22		64		1	5	1	5	21	8
78	94	CUT Martin Laird	73-74-147	\$2,500.00	16		301.5		22		62		1	6	0	3	25	6
148	94	CUT Heath Slocum	80-67-147	\$2,500.00	21		294.5		22		62		-1	8	0	6	20	7
78	94	CUT Scott Stallings	73-74-147	\$2,500.00	16		292.3		23		61		3	6	-2	6	20	7
36	94	CUT Steve Marino	71-76-147	\$2,500.00	13		294.5		25		61		-1	7	1	5	23	4
93	94	CUT J.J. Henry	74-73-147	\$2,500.00	16		292.8		25		67		4	4	-1	3	24	8
119	103	CUT Gregory Bourdy	76-72-148	\$2,500.00	16		283.5		21		61		2	9	-3	5	20	9
59	103	CUT Steve Schneider	72-76-148	\$2,500.00	15		301.8		22		63		1	9	-2	4	23	7
93	103	CUT Sean Dougherty	74-74-148	\$2,500.00	15		290.0		22		61		-1	11	-2	3	26	3
108	103	CUT Charley Hoffman	75-73-148	\$2,500.00	15		309.0		23		61		2	7	-1	5	20	6
78	103	CUT Steve Elkington	73-75-148	\$2,500.00	21		293.5		25		68		0	9	-1	5	21	8
119	103	CUT Tom Gillis	76-72-148	\$2,500.00	20		289.0		26		67		1	9	-2	3	25	7
78	109	CUT Mark Brooks	73-76-149	\$2,500.00	20		271.0		16		59		1	9	-1	4	19	13
119	109	CUT Fredrik Jacobson	76-73-149	\$2,500.00	18		290.0		19		62		1	8	0	4	22	7
59	109	CUT David Horsey	72-77-149	\$2,500.00	18		283.5		20		62		2	7	0	4	21	9
119	109	CUT Thomas Aiken	76-73-149	\$2,500.00	17		304.8		22		66		2	7	0	2	24	9
146	109	CUT Richard Green	79-70-149	\$2,500.00	17		293.0		22		65		2	6	1	0	29	5
119	109	CUT Jeff Coston	76-73-149	\$2,500.00	15		310.8		23		64		2	8	-1	2	26	5
108	109	CUT Webb Simpson	75-74-149	\$2,500.00	13		308.3		24		67		0	10	-1	4	22	7
138	116	CUT Robert McClellan	78-72-150	\$2,500.00	9		279.5		19		62		5	8	-3	3	21	11
78	116	CUT Charlie Wi	73-77-150	\$2,500.00	12		291.8		19		58		7	6	-3	7	16	10
129	116	CUT Tiger Woods	77-73-150	\$2,500.00	12		312.0		20		57		3	6	1	8	15	8
129	116	CUT WC Liang	77-73-150	\$2,500.00	13		280.3		21		65		2	10	-2	1	21	13
119	116	CUT Vijay Singh	76-74-150	\$2,500.00	14		293.3		22		65		5	7	-2	6	16	12
119	116	CUT Raphael Jacquelin	76-74-150	\$2,500.00	16		303.8		23		66		4	8	-2	5	17	11
119	116	CUT Louis Oosthuizen	76-74-150	\$2,500.00	15		307.0		25		67		3	8	-1	6	16	12
129	116	CUT Jamie Donaldson	77-73-150	\$2,500.00	16		288.0		25		66		2	7	1	5	22	5
129	124	CUT Mike Northern	77-74-151	\$2,500.00	16		284.0		16		60		2	10	-1	4	17	15
138	124	CUT Arjun Atwal	78-73-151	\$2,500.00	14		284.3		20		63		4	7	0	4	21	8
93	124	CUT Stephen Gallacher	74-77-151	\$2,500.00	13		284.8		22		65		3	7	1	1	25	8
93	127	CUT Graeme McDowell	74-78-152	\$2,500.00	13		291.3		20		63		1	13	-2	4	19	10
108	127	CUT Ryuji Imada	75-77-152	\$2,500.00	19		295.8		20		64		2	10	0	1	24	9
138	129	CUT Larry Nelson	78-75-153	\$2,500.00	14		276.3		12		58		1	11	1	0	25	9
59	129	CUT Stuart L. Smith	72-81-153	\$2,500.00	10		276.3		13		60		2	10	1	1	22	12
129	129	CUT John Daly	77-76-153	\$2,500.00	13		308.8		16		58		2	13	-2	3	22	8
119	129	CUT Craig Stevens	76-77-153	\$2,500.00	16		269.8		18		63		4	11	-2	5	17	10
129	129	CUT D.J. Trahan	77-76-153	\$2,500.00	12		316.5		23		66		1	13	-1	3	21	9
138	134	CUT Rob Moss	78-76-154	\$2,500.00	16		270.3		14		59		2	11	1	4	17	12
138	134	CUT Brendan Jones	78-76-154	\$2,500.00	12		284.5		18		66		1	13	0	1	22	11
138	134	CUT Darren Clarke	78-76-154	\$2,500.00	14		297.8		23		69		2	8	4	0	25	9
148	137	CUT Lucas Glover	80-75-155	\$2,500.00	12		303.5		16		63		3	13	-1	3	19	11
93	137	CUT Rich Beem	74-81-155	\$2,500.00	16		285.5		17		64		3	8	4	2	20	11
93	137	CUT Fredrik Andersson Hed	74-81-155	\$2,500.00	9		309.5		20		63		2	13	0	3	21	7
138	137	CUT Dan Olsen	78-77-155	\$2,500.00	16		301.8		20		63		7	9	-1	3	22	6
152	137	CUT Tommy Gainey	81-74-155	\$2,500.00	9		293.5		21		65		2	8	5	4	20	7
129	137	CUT Faber Jamerson	77-78-155	\$2,500.00	15		300.0		22		68		1	12	2	2	21	9
138	143	CUT José María Olazábal	78-78-156	\$2,500.00	6		272.3		13		61		4	11	1	4	15	14
78	143	CUT Brad Lardon	73-83-156	\$2,500.00	12		280.8		18		62		4	10	2	2	21	10
129	143	CUT Jerry Pate	77-79-156	\$2,500.00	17		272.8		19		63		5	11	0	1	24	5
119	143	CUT David Hutsell	76-80-156	\$2,500.00	11		262.8		20		65		5	8	3	4	17	12
155	147	CUT Ryo Ishikawa	85-72-157	\$2,500.00	11		303.3		12		57		7	11	-1	3	20	7
108	148	CUT Jeff Sorenson	75-83-158	\$2,500.00	16		289.0		12		58		2	13	3	1	22	9
108	149	CUT Marty Jertson	75-84-159	\$2,500.00	9		301.5		16		62		3	18	-2	4	17	10
152	150	CUT Daniel Balin	81-79-160	\$2,500.00	15		277.5		18		66		6	11	3	2	19	10
154	151	CUT Todd Camplin	82-79-161	\$2,500.00	12		297.5		13		64		3	19	-1	3	15	12
148	151	CUT Scott Erdmann	80-81-161	\$2,500.00	13		284.5		14		58		7	13	1	3	17	10
155	153	CUT Brian Cairns	85-79-164	\$2,500.00	12		269.3		12		61		6	17	1	1	18	11

The following players withdrew

108	WD	Retief Goosen	75-75	10	289.0	11	33	0	5	0	2	10	5
146	WD	Rocco Mediate	79-79	7	298.0	10	34	3	5	1	0	11	5
148	WD	J.B. Holmes	80-80	8	315.0	10	34	3	5	2	2	9	4

2010

Germany's Martin Kaymer emerged victorious from a

three-hole playoff with Bubba Watson, posting a winning even-par total in the overtime drama to become his country's first PGA Champion and second ever to win one of golf's four majors. The dramatics, however, were more compelling prior to the playoff when Dustin Johnson – clinging to a one-stroke lead standing on the 18th tee – saw his chances for glory erased due to a rule violation in a tiny sand bunker on the right-hand side of the fairway. Johnson had placed his 4-iron behind the ball, unaware that it was part of a bunker. He went on to pitch to seven feet of the hole, just missing a par putt that was to have been a Championship-winning stroke. However, he incurred a two-stroke penalty for grounding his club in a bunker – outside the ropes and missed the playoff. Kaymer accomplished his feat after tying for eighth in the U.S. Open and sharing seventh at the Open Championship. Kaymer began the day four strokes behind third-round leader Nick Watney and finished regulation tied with Watson at 11-under-par 277. Watson birdied the first playoff hole and Kaymer the second. Then Watson went for the green out of thick rough from 206 yards at the 18th, the third playoff hole, and put his ball into Seven Mile Creek, 40 yards short of the green. After seeing what happened to Watson, Kaymer chipped back to the fairway before putting a 7-iron third shot 15 feet from the hole. Watson took a penalty stroke, on his way to a double bogey. Kaymer two-putted for a bogey and victory.

Champion: Martin Kaymer, Mettmann, Germany

Site: Whistling Straits (Straits Course)

Kohler, Wis.

Date: Aug. 12-15 Purse: \$7.5 million

Par: 36-36—72 (7,507 yards)

Field: 156 Cut at 14 71 players advanced



	Course Avg	Rds Under Par	At Par	Over Par	Round Leader	Low Round	Martin Kaymer
Round 1	73.558	43	18	95	Matt Kuchar (67)	Matt Kuchar (67)	T44th (72)
Round 2	72.832	62	14	79	Matt Kuchar (136)	J.B. Holmes & Jason Dufner (66)	T15th (140)
Round 3	71.042	40	11	21	Nick Watney (203)	W.C. Liang (64)	T4th (207)
Round 4	73.620	14	8	49	Martin Kaymer & Bubba Watson (277)	Phil Mickelson (67)	T1st (277)
Totals	72.919	159	51	244			

Championship Summary

Place	Name	Score	Winnings	Place	Name	Score	Winnings	Place	Name	Score	Winnings
1	Martin Kaymer	72-68-67-70-277	\$1,350,000.00	T48	Brendon de Jonge	74-66-74-75-289	\$16,971.43	Cut	Alvaro Quiros	74-74-148	\$2,500
2	Bubba Watson	68-71-70-68-277	\$810,000.00	T48	Kyung-tae Kim	70-72-71-76-289	\$16,971.42	Cut	Y.E. Yang	72-76-148	\$2,500
3	Zach Johnson	69-70-69-70-278	\$435,000.00	55	Retief Goosen	76-68-74-72-290	\$15,750.00	Cut	Danny Willett	74-74-148	\$2,500
T3	Rory McIlroy	71-68-67-72-278	\$435,000.00	T55	Tom Lehman	74-70-73-73-290	\$15,750.00	Cut	Kevin Sutherland	74-75-149	\$2,500
5	Jason Dufner	73-66-69-71-279	\$270,833.34	T55	Davis Love III	73-72-72-73-290	\$15,750.00	Cut	Jason Bohn	77-72-149	\$2,500
T5	Steve Elkington	71-70-67-71-279	\$270,833.33	58	Kevin Na	74-71-71-75-291	\$15,225.00	Cut	Angel Cabrera	72-77-149	\$2,500
T5	Dustin Johnson	71-68-67-73-279	\$270,833.33	T58	Gregory Bourdy	70-70-75-76-291	\$15,225.00	Cut	Charlie Wi	74-75-149	\$2,500
8	Camilo Villegas	71-71-70-68-280	\$210,000.00	T58	Rickie Fowler	73-71-70-77-291	\$15,225.00	Cut	Derek Lamely	77-72-149	\$2,500
T8	Wen-chong Liang	72-71-64-73-280	\$210,000.00	T58	Peter Hanson	71-71-71-78-291	\$15,225.00	Cut	Geoff Ogilvy	74-75-149	\$2,500
T10	Matt Kuchar	67-69-73-72-281	\$175,800.00	62	Fredrik Andersson Hed	74-71-74-73-292	\$14,716.67	Cut	Luke Donald	72-77-149	\$2,500
T10	Jason Day	69-72-66-74-281	\$175,800.00	T62	Chad Campbell	70-70-78-74-292	\$14,716.67	Cut	Hiroyuki Fujita	74-75-149	\$2,500
12	Phil Mickelson	73-69-73-67-282	\$138,050.00	T62	Rhys Davies	71-71-75-75-292	\$14,716.66	Cut	Anthony Kim	74-75-149	\$2,500
T12	Paul Casey	72-71-70-69-282	\$138,050.00	65	Ryan Moore	69-76-72-76-293	\$14,450.00	Cut	Ricky Barnes	75-74-149	\$2,500
T12	Simon Dyson	71-71-68-72-282	\$138,050.00	T65	Brian Gay	72-70-71-80-293	\$14,450.00	Cut	Soren Hansen	77-73-150	\$2,500
T12	Bryce Molder	72-67-70-73-282	\$138,050.00	67	D.J. Trahan	72-73-74-75-294	\$14,300.00	Cut	Shane Lowry	71-79-150	\$2,500
16	Robert Karlsson	71-71-71-70-283	\$110,050.00	68	Stuart Appleby	72-73-73-77-295	\$14,150.00	Cut	Sean O'Hair	75-75-150	\$2,500
T16	D.A. Points	70-72-70-71-283	\$110,050.00	T68	Rob Labritz	73-71-74-77-295	\$14,150.00	Cut	Trevor Immelman	74-76-150	\$2,500
18	Charl Schwartzel	73-69-72-70-284	\$84,733.34	70	Ross McGowan	73-72-71-81-297	\$14,000.00	Cut	Bill Lunde	76-74-150	\$2,500
T18	Stephen Gallacher	71-69-72-72-284	\$84,733.34	71	Jeff Overton	74-71-74-79-298	\$13,900.00	Cut	Ryo Ishikawa	76-74-150	\$2,500
T18	Steve Stricker	72-72-68-72-284	\$84,733.33	Cut	Tim Thelen	71-75-146	\$2,500	Cut	George McNeill	75-75-150	\$2,500
T18	Stewart Cink	77-68-66-73-284	\$84,733.33	Cut	Chris Wood	78-68-146	\$2,500	Cut	Oliver Wilson	76-75-151	\$2,500
T18	Ernie Els	68-74-69-73-284	\$84,733.33	Cut	Boo Weekley	76-70-146	\$2,500	Cut	Scott Hebert	75-76-151	\$2,500
T18	Nick Watney	69-68-66-81-284	\$84,733.33	Cut	Kenny Perry	73-73-146	\$2,500	Cut	Tetsuji Hiratsuka	74-77-151	\$2,500
24	J.B. Holmes	72-66-77-70-285	\$58,600.00	Cut	Yuta Ikeda	71-75-146	\$2,500	Cut	Matt Jones	74-77-151	\$2,500
T24	Carl Pettersson	71-70-71-73-285	\$58,600.00	Cut	Louis Oosthuizen	71-75-146	\$2,500	Cut	Sonny Skinner	73-78-151	\$2,500
T24	Simon Khan	69-70-71-75-285	\$58,600.00	Cut	Kevin Stadler	74-72-146	\$2,500	Cut	Koumei Oda	78-74-152	\$2,500
T24	Jim Furyk	70-68-70-77-285	\$58,600.00	Cut	Soren Kjeldsen	73-73-146	\$2,500	Cut	Ross Fisher	78-74-152	\$2,500
28	Troy Matteson	72-72-70-72-286	\$46,700.00	Cut	John Merrick	70-76-146	\$2,500	Cut	Mike Small	78-74-152	\$2,500
T28	Tiger Woods	71-70-72-73-286	\$46,700.00	Cut	Jerry Kelly	75-71-146	\$2,500	Cut	Danny Balin	75-77-152	\$2,500
T28	Bo Van Pelt	73-67-72-74-286	\$46,700.00	Cut	Padraig Harrington	75-71-146	\$2,500	Cut	Stu Inghram	77-75-152	\$2,500
T28	David Horsey	72-71-69-74-286	\$46,700.00	Cut	Michael Sim	70-76-146	\$2,500	Cut	Paul Goydos	80-73-153	\$2,500
T28	Seung Yul Noh	68-71-72-75-286	\$46,700.00	Cut	Matt Bettencourt	72-74-146	\$2,500	Cut	Kris Blanks	73-80-153	\$2,500
33	Gonzalo Fernandez-Castano	71-70-71-73-287	\$37,133.34	Cut	Fredrik Jacobson	76-70-146	\$2,500	Cut	Tim Petrovic	75-78-153	\$2,500
T33	Ryan Palmer	71-68-75-73-287	\$37,133.34	Cut	Raphael Jacquelin	78-68-146	\$2,500	Cut	Ryan Benzel	79-74-153	\$2,500
T33	Heath Slocum	73-72-68-74-287	\$37,133.33	Cut	John Senden	77-70-147	\$2,500	Cut	Cameron Beckman	79-75-154	\$2,500
T33	Edoardo Molinari	71-72-70-74-287	\$37,133.33	Cut	Troy Pare	73-74-147	\$2,500	Cut	Kyle Flinton	76-78-154	\$2,500
T33	David Toms	74-71-67-75-287	\$37,133.33	Cut	Anders Hansen	76-71-147	\$2,500	Cut	David Hutsell	75-80-155	\$2,500
T33	Francesco Molinari	68-73-71-75-287	\$37,133.33	Cut	Rory Sabbatini	76-71-147	\$2,500	Cut	Henrik Stenson	80-75-155	\$2,500
39	Adam Scott	72-73-71-72-288	\$25,933.34	Cut	Lucas Glover	74-73-147	\$2,500	Cut	Rich Steinmetz	75-80-155	\$2,500
T39	Justin Leonard	73-69-73-73-288	\$25,933.34	Cut	Bill Haas	73-74-147	\$2,500	Cut	Mark Brooks	80-75-155	\$2,500
T39	Ben Crane	73-68-73-74-288	\$25,933.34	Cut	Graeme McDowell	76-71-147	\$2,500	Cut	Rob Moss	78-77-155	\$2,500
T39	K.J. Choi	74-69-71-74-288	\$25,933.33	Cut	Scott Verplank	74-73-147	\$2,500	Cut	Robert McClellan	75-81-156	\$2,500
T39	Hunter Mahan	74-71-68-75-288	\$25,933.33	Cut	Vaughn Taylor	73-74-147	\$2,500	Cut	Bruce Smith	81-75-156	\$2,500
T39	Tim Clark	72-71-70-75-288	\$25,933.33	Cut	Sergio Garcia	78-69-147	\$2,500	Cut	Steve Marino	74-82-156	\$2,500
T39	Vijay Singh	73-66-73-76-288	\$25,933.33	Cut	Thongchai Jaidee	70-77-147	\$2,500	Cut	Jason Schmuhl	82-74-156	\$2,500
T39	Brandt Snedeker	75-70-67-76-288	\$25,933.33	Cut	Mike Weir	74-74-148	\$2,500	Cut	Chip Sullivan	83-75-158	\$2,500
T39	Brian Davis	71-72-69-76-288	\$25,933.33	Cut	Miguel Angel Jimenez	75-73-148	\$2,500	Cut	Keith Ohr	78-81-159	\$2,500
48	Shaun Micheel	73-69-76-71-289	\$16,971.43	Cut	Ben Curtis	73-75-148	\$2,500	Cut	Corey Pavin	79-80-159	\$2,500
T48	Marc Leishman	71-73-72-73-289	\$16,971.43	Cut	Stephen Ames	71-77-148	\$2,500	Cut	Mark Sheffit	82-79-161	\$2,500
T48	Darren Clarke	74-70-72-73-289	\$16,971.43	Cut	Justin Rose	74-74-148	\$2,500	Cut	Colin Montgomerie	79-83-162	\$2,500
T48	Martin Laird	70-74-72-73-289	\$16,971.43	Cut	Mitch Lowe	71-77-148	\$2,500	WD	Ian Poulter	72-72-77-221	\$2,500
T48	Charles Howell III	69-74-72-74-289	\$16,971.43	Cut	Jimmy Walker	71-77-148	\$2,500	WD	John Daly	76-76	\$2,500

2009

South Korea's Y.E. Yang, 37, established a historic

milestone on a course known for surprise finishes by delivering the biggest shocker of them all - chasing down, outplaying and dethroning Tiger Woods on a Sunday. Yang became the

first male Asian player to win one of golf's four major championships. Trailing Woods by nine strokes after the fifth hole of his second round, Yang's record PGA comeback wasn't complete until he drilled a 210-yard 3-hybrid approach at 18 that soared up and over a tree, cleared a greenside bunker and came to rest 12 feet from the flagstick.

Yang made that birdie putt for a 2-under-par 70, added a fist pump amidst the roar of a massive gallery at Hazeltine National Golf Club, and posted an 8-under-par 280 total. That was good for a three-stroke triumph over Woods, whose closing 75 bore

no resemblance to the same player who had taken a perfect 14-for-14 slate after sharing or holding alone the lead into the final round of a major. Hazeltine National, hosting its fourth major and second PGA Championship, served up the longest course in major championship history at 7,674 yards. The field featured a PGA Championship-record 69 internationals representing 21 countries, and 97 of the top 100 world-ranked players - just one ranked player shy of the mark set in the 2002 Championship at Hazeltine.

Champion: Y.E. Yang, Seoul, South Korea		
Site:	Hazeltine National Golf Club, Chaska, Minn.	
Date: Aug. 13-16	Purse: \$7.5 million	
Par:	36-36—72 (7,674 yards)	
Field: 156	Cut at 148	80 players advanced



	Course Avg.	Under Par	At Par	Over Par	Round Leader	Low Round	Y.E. Yang
Round 1:	74.25	26	17	113	Tiger Woods (67)	Tiger Woods (67)	T44th (73)
Round 2:	75.10	21	10	123	Tiger Woods (137)	Ross Fisher & Ernie Els (68)	T9th (143)
Round 3:	73.38	24	6	49	Tiger Woods (208)	Y.E. Yang (67)	T2nd (210)
Round 4:	74.33	10	12	57	Y.E. Yang (280)	Y.E. Yang, Rory McIlroy, Lee Westwood	1st (280)
						Dustin Johnson & John Merrick (70)	
Totals:	74.396	81	45	342			

Championship Summary

Place	Name	Score	Winnings	Place	Name	Score	Winnings	Place	Name	Score	Winnings
1	Y.E. Yang	73-70-67-70-280	\$1,350,000	T-51	Camilo Villegas	73-73-76-73-295	\$16,260	CUT	Steve Elkington	75-75-150	\$2,500
2	Tiger Woods	67-70-71-75-283	\$810,000	T-51	Anthony Kim	73-74-71-77-295	\$16,260	CUT	Brian Davis	76-74-150	\$2,500
T-3	Lee Westwood	70-72-73-70-285	\$435,000	T-51	Thomas Levet	72-75-76-72-295	\$16,260	CUT	Briny Baird	76-74-150	\$2,500
T-3	Rory McIlroy	71-73-71-70-285	\$435,000	T-56	Ryo Ishikawa	74-74-76-72-296	\$15,525	CUT	Louis Oosthuizen	72-78-150	\$2,500
5	Lucas Glover	71-70-71-74-286	\$300,000	T-56	Hiroyuki Fujita	71-74-73-78-296	\$15,525	CUT	Steve Marino	76-75-151	\$2,500
T-6	Soren Kjeldsen	70-73-70-74-287	\$233,125	T-56	Bob Tway	72-76-74-74-296	\$15,525	CUT	Tim Weinhart	76-75-151	\$2,500
T-6	Martin Kaymer	73-70-71-73-287	\$233,125	T-56	Charlie Wi	72-76-75-73-296	\$15,525	CUT	Craig Thomas	75-76-151	\$2,500
T-6	Ernie Els	75-68-70-74-287	\$233,125	T-60	Richard Green	75-73-74-75-297	\$15,000	CUT	Ryuji Imada	76-75-151	\$2,500
T-6	Henrik Stenson	73-71-68-75-287	\$233,125	T-60	John Mallinger	73-71-76-77-297	\$15,000	CUT	D.J. Trahan	72-79-151	\$2,500
T-10	Zach Johnson	74-73-70-71-288	\$150,633	T-60	Tom Lehman	72-74-76-75-297	\$15,000	CUT	Steve Webster	76-75-151	\$2,500
T-10	Dustin Johnson	72-73-73-70-288	\$150,633	T-63	Angel Cabrera	76-70-76-76-298	\$14,550	CUT	Scott Verplank	77-74-151	\$2,500
T-10	John Merrick	72-72-74-70-288	\$150,633	T-63	Jim Furyk	73-75-73-77-298	\$14,550	CUT	Steve Stricker	74-77-151	\$2,500
T-10	Francesco Molinari	74-73-69-72-288	\$150,633	T-63	J.J. Henry	72-73-80-73-298	\$14,550	CUT	Brett Quigley	78-74-152	\$2,500
T-10	Graeme McDowell	70-75-71-72-288	\$150,633	T-63	Nathan Green	72-75-76-75-298	\$14,550	CUT	Rod Pampling	74-78-152	\$2,500
T-10	Padraig Harrington	68-73-69-78-288	\$150,633	T-67	Jeev M. Singh	74-73-74-78-299	\$14,050	CUT	Keith Dicciani	72-80-152	\$2,500
T-16	Tim Clark	76-68-71-74-289	\$106,566	T-67	Rory Sabbatini	74-70-78-77-299	\$14,050	CUT	Pat Perez	74-79-153	\$2,500
T-16	Vijay Singh	69-72-75-73-289	\$106,566	T-67	Justin Leonard	73-75-73-78-299	\$14,050	CUT	Jason Dufner	79-74-153	\$2,500
T-16	Hunter Mahan	69-75-74-71-289	\$106,566	T-67	Stewart Cink	73-73-72-81-299	\$14,050	CUT	Colin Montgomerie	75-78-153	\$2,500
T-19	Michael Allen	74-71-72-73-290	\$81,760	T-67	Paul Goydos	70-78-78-73-299	\$14,050	CUT	Shingo Katayama	75-78-153	\$2,500
T-19	Oliver Wilson	74-72-72-72-290	\$81,760	T-67	David Small	75-73-75-76-299	\$14,050	CUT	Mike Miles	72-81-153	\$2,500
T-19	Corey Pavin	73-71-71-75-290	\$81,760	T-73	Phil Mickelson	74-74-76-76-300	\$13,700	CUT	Anthony Wall	78-76-154	\$2,500
T-19	Ian Poulter	72-70-76-72-290	\$81,760	74	Gregory Bisconti	75-72-78-76-301	\$13,600	CUT	Darren Clarke	78-76-154	\$2,500
T-19	Ross Fisher	73-68-73-76-290	\$81,760	75	Sean O'Hair	74-73-82-73-302	\$13,500	CUT	Mark Sheffit	76-78-154	\$2,500
T-24	Stephen Ames	74-71-70-76-291	\$53,112	T-76	Bob Estes	74-74-77-78-303	\$13,300	CUT	Shaun Micheel	76-78-154	\$2,500
T-24	Brendan Jones	71-70-73-77-291	\$53,112	T-76	Grant Sturgeon	73-71-80-79-303	\$13,300	CUT	Paul Azinger	74-80-154	\$2,500
T-24	Ben Curtis	73-72-73-73-291	\$53,112	T-76	Chris Wood	74-73-77-79-303	\$13,300	CUT	Nick Dougherty	80-75-155	\$2,500
T-24	K.J. Choi	73-72-73-73-291	\$53,112	79	Alastair Forsyth	73-75-75-82-305	\$13,100	CUT	Jerry Kelly	77-78-155	\$2,500
T-24	Robert Allenby	69-75-75-72-291	\$53,112	CUT	Sergio Garcia	71-78-149	\$2,500	CUT	Will MacKenzie	84-71-155	\$2,500
T-24	Scott McCarron	75-72-71-73-291	\$53,112	CUT	Aaron Baddeley	76-73-149	\$2,500	CUT	Mike Weir	74-81-155	\$2,500
T-24	Alvaro Quiros	69-76-69-77-291	\$53,112	CUT	Stuart Appleby	74-75-149	\$2,500	CUT	Chris Starkjohann	77-79-156	\$2,500
T-24	John Rollins	73-73-68-77-291	\$53,112	CUT	Brandt Snedeker	75-74-149	\$2,500	CUT	Todd Lancaster	75-81-156	\$2,500
T-32	Steve Flesch	74-73-69-76-292	\$40,387	CUT	Bubba Watson	74-75-149	\$2,500	CUT	Cameron Beckman	78-78-156	\$2,500
T-32	G. Fdez-Castano	70-77-73-72-292	\$40,387	CUT	Carl Pettersson	72-77-149	\$2,500	CUT	Mike Small	78-79-157	\$2,500
T-32	Kevin Sutherland	73-72-74-73-292	\$40,387	CUT	Anders Hansen	71-78-149	\$2,500	CUT	Prayad Marksaeng	76-81-157	\$2,500
T-32	Jeff Overton	72-74-75-71-292	\$40,387	CUT	Davis Love III	76-73-149	\$2,500	CUT	Sam Arnold	81-77-158	\$2,500
T-36	Woody Austin	73-73-73-74-293	\$31,735	CUT	Mark Brooks	74-75-149	\$2,500	CUT	Kevin Strelman	76-82-158	\$2,500
T-36	Miguel A. Jimenez	75-73-71-74-293	\$31,735	CUT	Mathew Goggin	69-80-149	\$2,500	CUT	Steve Schneider	82-76-158	\$2,500
T-36	Thongchai Jaidee	70-76-73-74-293	\$31,735	CUT	Ryan Palmer	75-74-149	\$2,500	CUT	Brian Gaffney	79-80-159	\$2,500
T-36	David Toms	69-75-72-77-293	\$31,735	CUT	Justin Rose	73-76-149	\$2,500	CUT	Brian Gay	78-81-159	\$2,500
T-36	Soren Hansen	72-76-74-71-293	\$31,735	CUT	Scott Hebert	72-77-149	\$2,500	CUT	Michael Campbell	80-79-159	\$2,500
T-36	Fred Couples	74-74-73-72-293	\$31,735	CUT	Marc Turnesa	73-76-149	\$2,500	CUT	Lee Rinker	78-81-159	\$2,500
T-36	Boo Weekley	74-74-71-74-293	\$31,735	CUT	Peter Hanson	74-76-150	\$2,500	CUT	Johan Edfors	77-83-160	\$2,500
T-43	Ben Crane	70-75-72-77-294	\$21,112	CUT	Mark Wilson	77-73-150	\$2,500	CUT	Tim Petrovic	76-84-160	\$2,500
T-43	Kenny Perry	74-70-78-72-294	\$21,112	CUT	Matt Kuchar	77-73-150	\$2,500	CUT	Adam Scott	82-79-161	\$2,500
T-43	Kevin Na	73-75-71-75-294	\$21,112	CUT	Ken Duke	73-77-150	\$2,500	CUT	Eric Lippert	78-84-162	\$2,500
T-43	Geoff Ogilvy	71-73-78-72-294	\$21,112	CUT	Michael Bradley	70-80-150	\$2,500	CUT	Mitch Lowe	84-80-164	\$2,500
T-43	Luke Donald	71-77-73-73-294	\$21,112	CUT	Bo Van Pelt	71-79-150	\$2,500	CUT	Ryan Benzel	81-83-164	\$2,500
T-43	Charl Schwartzel	76-70-72-76-294	\$21,112	CUT	Charles Howell III	77-73-150	\$2,500	CUT	Robert Gaus	81-87-168	\$2,500
T-43	Rich Beem	71-76-75-72-294	\$21,112	CUT	Nick Watney	75-75-150	\$2,500	CUT	Kevin Roman	87-81-168	\$2,500
T-43	Chad Campbell	74-73-73-74-294	\$21,112	CUT	John Senden	73-77-150	\$2,500	WD	J.B. Holmes	76-76	
T-51	Michael Sim	73-75-76-71-295	\$16,260	CUT	Andres Romero	75-75-150	\$2,500	WD	John Daly	78-78	
T-51	Relief Goosen	77-71-70-77-295	\$16,260	CUT	Charley Hoffman	76-74-150	\$2,500	WD	Richard Sterne	73-72-145	\$2,500

2008 Ireland's Padraig Harrington carved his way into history at the 90th PGA Championship, capturing his third major championship and second in a span of three weeks. In the process, he snatched the Championship from Sergio Garcia's grasp in the final few holes.

Harrington, 36, became the first European in the modern era to win the British Open and PGA Championship in succession, and the first to win the PGA Championship since Scotland's Tommy Armour in 1930. Harrington put together back-to-back rounds of 4-under-par 66, and completed 27 holes on the final day after a third round was suspended by rain in mid-afternoon. Harrington's signature moments came on the final three holes where he made pressure putt after putt, including a 15-footer for par at No. 18.

Harrington's winning 72-hole total of 3-under-par 277 was good for a two-stroke margin over Spain's Garcia and America's Ben Curtis, the 2003 British Open champion whose chances faded with bogeys on two of his final four holes. Garcia closed with a 68 and Curtis a 71 to share runner-up honors at 279. Sweden's Henrik Stenson posted a 72 that left him and Colombia's Camilo Villegas, who had a 68, sharing fourth at 281. The PGA Championship featured the year's strongest field, despite the absence of two-time defending PGA Champion Tiger Woods (who was sidelined while recovering from knee surgery). The Championship had 93 of the top 100 world-ranked players, including 68 international players representing 20 countries.

Champion: Padraig Harrington, Dublin, Ireland		
Site: Oakland Hills Country Club, Bloomfield Township, Mich.		
Date: Aug. 7-10		Purse: \$7.5 million
Par: 35-35-70 (7,445 yards)		
Field: 156	Cut at 148	73 players advanced



	Course Avg	Under Par	At Par	Over Par	Round Leader	Low Round	Padraig Harrington
Round 1:	74.85	7	8	141	Jeev M. Singh, Robert Karlsson (68)	68 - Jeev M. Singh, Robert Karlsson	T16th (71)
Round 2:	74.85	6	9	140	J.B. Holmes (139)	67 - Ben Curtis, Justin Rose	T26th (145)
Round 3:	72.92	10	8	55	Ben Curtis (208)	65 - Anders Romero	T4th (211)
Round 4:	73.44	9	3	61	Padraig Harrington (277)	66 - Padraig Harrington, Boo Weekley	1st (277)
Totals:	74.313	32	28	397			

Championship Summary

Place	Name	Score	Winnings	Place	Name	Score	Winnings	Place	Name	Score	Winnings
1	Padraig Harrington	71-74-66-66-277	\$1,350,000	T-52	Peter Hanson	71-73-75-76-295	\$16,250	CUT	Tommy Armour III	79-73-152	\$2,500
T-2	Sergio Garcia	69-73-69-68-279	\$660,000	T-52	John Merrick	73-75-70-77-295	\$16,250	CUT	Alan Morin	76-76-152	\$2,500
T-2	Ben Curtis	73-67-68-71-279	\$660,000	T-55	James Kingston	72-76-74-74-296	\$15,750	CUT	Hennie Otto	76-76-152	\$2,500
T-4	Camilo Villegas	74-72-67-68-281	\$330,000	T-55	Anthony Kim	70-75-74-77-296	\$15,750	CUT	Stephen Ames	77-75-152	\$2,500
T-4	Henrik Stenson	71-70-68-72-281	\$330,000	T-55	Tim Clark	76-72-73-75-296	\$15,750	CUT	Jyoti Randhawa	77-75-152	\$2,500
6	Steve Flesch	73-70-70-69-282	\$270,000	T-58	Justin Leonard	74-71-72-80-297	\$15,375	CUT	Chad Campbell	76-76-152	\$2,500
T-7	Andres Romero	69-78-65-72-284	\$231,250	T-58	Pat Perez	73-73-79-72-297	\$15,375	CUT	Vijay Singh	76-76-152	\$2,500
T-7	Phil Mickelson	70-73-71-70-284	\$231,250	T-60	John Mallinger	72-75-77-74-298	\$15,000	CUT	Davis Love III	77-77-152	\$2,500
T-9	Charlie Wi	70-70-71-74-285	\$176,725	T-60	Steve Marino	73-74-75-76-298	\$15,000	CUT	Tim Weinhart	74-79-153	\$2,500
T-9	Jeev M. Singh	68-74-70-73-285	\$176,725	T-60	Chez Reavie	78-70-78-72-298	\$15,000	CUT	Trevor Immelman	76-77-153	\$2,500
T-9	Justin Rose	73-67-74-71-285	\$176,725	T-63	Corey Pavin	75-73-73-78-299	\$14,500	CUT	Parker McLachlin	76-77-153	\$2,500
T-9	Alastair Forsyth	73-72-70-70-285	\$176,725	T-63	Kevin Sutherland	76-71-77-75-299	\$14,500	CUT	Soren Hansen	77-76-153	\$2,500
T-13	Ken Duke	69-73-73-71-286	\$137,250	T-63	Paul Azinger	72-76-76-75-299	\$14,500	CUT	Sonny Skinner	78-75-153	\$2,500
T-13	Aaron Baddeley	71-71-71-73-286	\$137,250	T-63	Niclas Fasth	73-73-75-78-299	\$14,500	CUT	Jerry Kelly	79-74-153	\$2,500
T-15	Stuart Appleby	76-70-69-72-287	\$107,060	T-63	Mark Calcavecchia	71-76-76-76-299	\$14,500	CUT	Ross Fisher	77-76-153	\$2,500
T-15	Prayad Marksang	76-70-68-73-287	\$107,060	T-68	Hiroyuki Fujita	77-70-76-77-300	\$14,150	CUT	Bart Bryant	77-77-154	\$2,500
T-15	David Toms	72-69-72-74-287	\$107,060	T-68	Peter Lonard	74-74-74-78-300	\$14,150	CUT	Sam Arnold	80-74-154	\$2,500
T-15	Paul Casey	72-74-72-69-287	\$107,060	70	Bubba Watson	75-73-77-76-301	\$14,000	CUT	Steve Webster	78-76-154	\$2,500
T-15	Graeme McDowell	74-72-68-73-287	\$107,060	71	Richard Green	71-77-79-76-303	\$13,900	CUT	Toru Taniguchi	79-75-154	\$2,500
T-20	Robert Karlsson	68-77-71-72-288	\$78,900	72	Rocco Mediate	73-74-72-85-304	\$13,800	CUT	Martin Kaymer	75-79-154	\$2,500
T-20	Angel Cabrera	70-72-72-74-288	\$78,900	73	Louis Oosthuizen	76-72-81-77-306	\$13,700	CUT	Oliver Wilson	78-77-155	\$2,500
T-20	Brian Gay	70-74-72-72-288	\$78,900	CUT	Ryan Moore	70-79-149	\$2,500	CUT	Cliff Kresge	83-72-155	\$2,500
T-20	Boo Weekley	72-71-79-66-288	\$78,900	CUT	Bob Tway	75-74-149	\$2,500	CUT	Ryan Beal	77-78-155	\$2,500
T-24	Relief Goosen	72-74-69-74-289	\$57,000	CUT	Fred Couples	76-73-149	\$2,500	CUT	Scott Verplank	77-78-155	\$2,500
T-24	Fredrik Jacobson	75-71-70-73-289	\$57,000	CUT	Soren Kjeldsen	75-74-149	\$2,500	CUT	George McNeill	78-77-155	\$2,500
T-24	Nicholas Thompson	71-72-73-73-289	\$57,000	CUT	John Daly	74-75-149	\$2,500	CUT	Jim Estes	79-76-155	\$2,500
T-24	Brandt Snedeker	71-71-74-73-289	\$57,000	CUT	Tom Pernice Jr.	75-74-149	\$2,500	CUT	Ben Crane	75-80-155	\$2,500
T-24	Mark Brown	77-69-74-69-289	\$57,000	CUT	Todd Hamilton	76-73-149	\$2,500	CUT	Lee Westwood	77-78-155	\$2,500
T-29	J.B. Holmes	71-68-70-81-290	\$47,550	CUT	Johnson Wagner	78-71-149	\$2,500	CUT	Mathew Goggin	81-75-156	\$2,500
T-29	Jim Furyk	71-77-70-72-290	\$47,550	CUT	Frank Esposito Jr.	71-78-149	\$2,500	CUT	Ricardo Leibold	78-78-156	\$2,500
T-31	Geoff Ogilvy	73-74-74-70-291	\$38,825	CUT	Zach Johnson	76-73-149	\$2,500	CUT	Scott Hebert	80-76-156	\$2,500
T-31	Robert Allenby	76-72-72-71-291	\$38,825	CUT	Simon Dyson	73-76-149	\$2,500	CUT	Jeff Quinney	81-75-156	\$2,500
T-31	Ian Poulter	74-71-73-73-291	\$38,825	CUT	Brendan Jones	71-78-149	\$2,500	CUT	Peter Hedblom	76-80-156	\$2,500
T-31	Ernie Els	71-75-70-75-291	\$38,825	CUT	Rich Beem	73-76-149	\$2,500	CUT	Tim Thelen	81-76-157	\$2,500
T-31	Chris DiMarco	75-72-72-72-291	\$38,825	CUT	Mark Brooks	74-76-150	\$2,500	CUT	Ryuji Imada	80-77-157	\$2,500
T-31	Paul Goydos	74-69-73-75-291	\$38,825	CUT	Adam Scott	77-73-150	\$2,500	CUT	Jonathan Byrd	75-82-157	\$2,500
T-31	D.J. Trahan	72-71-76-72-291	\$38,825	CUT	Nick O'Hern	74-76-150	\$2,500	CUT	Greg Kraft	78-79-157	\$2,500
T-31	Sean O'Hair	69-73-76-73-291	\$38,825	CUT	Jay Haas	73-77-150	\$2,500	CUT	Jeff Martin	78-79-157	\$2,500
T-39	Steve Elkington	71-73-73-75-292	\$30,200	CUT	Daniel Chopra	74-76-150	\$2,500	CUT	Pablo Larrazabal	80-78-158	\$2,500
T-39	Rory Sabbatini	72-73-73-74-292	\$30,200	CUT	J.J. Henry	76-74-150	\$2,500	CUT	Woody Austin	79-79-158	\$2,500
T-39	Steve Stricker	71-75-77-69-292	\$30,200	CUT	Vaughn Taylor	78-72-150	\$2,500	CUT	Brad Martin	77-81-158	\$2,500
T-42	Mike Weir	73-75-71-74-293	\$24,500	CUT	Richard S. Johnson	75-75-150	\$2,500	CUT	Curt Sanders	78-80-158	\$2,500
T-42	Tom Lehman	74-70-75-74-293	\$24,500	CUT	Rod Pamplung	70-81-151	\$2,500	CUT	Kyle Flinton	79-79-158	\$2,500
T-42	Michael Campbell	73-71-75-74-293	\$24,500	CUT	Stewart Cink	75-76-151	\$2,500	CUT	Nick Dougherty	77-82-159	\$2,500
T-42	Briny Baird	71-72-73-77-293	\$24,500	CUT	K.J. Choi	78-73-151	\$2,500	CUT	Colin Montgomerie	76-84-160	\$2,500
T-42	John Senden	76-72-72-73-293	\$24,500	CUT	Scott Strange	73-78-151	\$2,500	CUT	Hunter Mahan	81-79-160	\$2,500
T-47	Michael Allen	70-75-71-78-294	\$18,070	CUT	Miguel A. Jimenez	73-78-151	\$2,500	CUT	Eric Dugas	87-74-161	\$2,500
T-47	Charles Howell III	72-76-77-69-294	\$18,070	CUT	Anders Hansen	75-76-151	\$2,500	CUT	David Long	80-82-162	\$2,500
T-47	Carl Pettersson	71-74-76-73-294	\$18,070	CUT	Darren Clarke	75-76-151	\$2,500	CUT	Vince Jewell	85-78-163	\$2,500
T-47	Billy Mayfair	69-78-75-72-294	\$18,070	CUT	Steve Lowery	74-77-151	\$2,500	CUT	Eric Manning	81-88-169	\$2,500
T-47	Dean Wilson	73-73-77-71-294	\$18,070	CUT	Don Yrene	75-76-151	\$2,500	CUT	Brad Dean	86-84-170	\$2,500
T-52	Charl Schwartzel	77-70-73-75-295	\$16,250	CUT	Heath Slocum	74-77-151	\$2,500	WD	Kenny Perry	79-79	

2007 Tiger Woods withstood back-nine challenges by Woody Austin and Ernie Els at steamy Southern Hills, and earned a fourth PGA Championship, a 13th major title and moved a notch higher to the 18-major standard set by Jack Nicklaus.

Woods finished with a 1-under-par 69 for a two-stroke victory over Austin, who grinded his way to a 67 for his best finish in any major championship. Els finished three strokes back in third, the victim of a faulty putter. It was a day in which Woods entered the final round with a three-stroke lead and slipped once, a three-putt bogey on the 14th hole. He rebounded quickly, sinking a birdie putt at 15, pointing as the ball fell in the cup. He followed by running off three consecutive pars to secure the Championship.

Woods' perfect 13-for-13 major championship performance after either sharing or leading alone after 54 holes remains his trademark in a career full of records. His 13 majors tied the great Bobby Jones, and he is one PGA Championship shy of the record shared by Nicklaus and Walter Hagen.

Woods jumped back into the Championship after an opening 71, by thrilling the Southern Hills galleries with a second-round 63, his lowest round in a major. He tied the Southern Hills course record first set by Raymond Floyd in 1982, and he would go on to become just the fifth player out of 21 to shoot 63 in a major who would record a victory.

Champion: Tiger Woods, Windermere, Fla.		
Site: Southern Hills Country Club, Tulsa, Okla.		
Date: Aug. 9-12		Purse: \$7 million
Par: 35-35-70 (7,121 yards)		
Field: 156	Cut at 145	71 players advanced



	Course Avg	Under Par	At Par	Over Par	Round Leader	Low Round	Tiger Woods
Round 1:	74.29	12	10	132	Graeme Storm (65)	65 - Graeme Storm	T23rd (71)
Round 2:	72.80	24	13	115	Tiger Woods (134)	63 - Tiger Woods	1st (134)
Round 3:	71.92	15	10	46	Tiger Woods (203)	65 - Boo Weekley	1st (203)
Round 4:	71.82	16	8	47	Tiger Woods (272)	64 - Simon Dyson	1st (272)
Totals:	73.017	67	41	344			

Championship Summary

Place	Name	Score	Winnings	Place	Name	Score	Winnings	Place	Name	Score	Winnings
1	Tiger Woods	71-63-69-69-272	\$1,260,000	T-50	Nick O'Hern	72-72-72-73-289	\$15,236	Cut	Henrik Stenson	75-74-149	\$2,500
2	Woody Austin	68-70-69-67-274	\$756,000	T-50	Shingo Katayama	76-67-72-74-289	\$15,236	Cut	Mike Weir	77-72-149	\$2,500
3	Ernie Els	72-68-69-66-275	\$476,000	T-50	Lucas Glover	70-75-74-70-289	\$15,236	Cut	Miguel Angel Jimenez	78-72-150	\$2,500
T-4	Arron Oberholser	68-72-70-69-279	\$308,000	T-50	Brian Bateman	71-74-76-68-289	\$15,236	Cut	Yong-Eun Yang	74-76-150	\$2,500
T-4	John Senden	69-70-69-71-279	\$308,000	T-57	Will MacKenzie	72-70-74-74-290	\$14,400	Cut	Jeev M. Singh	76-74-150	\$2,500
T-6	Simon Dyson	73-71-72-64-280	\$227,500	T-57	Robert Karlsson	73-71-75-71-290	\$14,400	Cut	Rory Sabbatini	74-76-150	\$2,500
T-6	Geoff Ogilvy	69-68-74-69-280	\$227,500	T-57	Chad Campbell	77-68-73-72-290	\$14,400	Cut	Vaughn Taylor	76-74-150	\$2,500
T-6	Trevor Immelman	75-70-66-69-280	\$227,500	T-60	Billy Mayfair	76-69-75-71-291	\$14,025	Cut	Zach Johnson	74-76-150	\$2,500
T-9	Kevin Sutherland	73-69-68-71-281	\$170,333	T-60	Paul McGinley	74-66-76-75-291	\$14,025	Cut	Bo Van Pelt	77-74-151	\$2,500
T-9	Boo Weekley	76-69-65-71-281	\$170,333	T-62	Thomas Bjorn	73-71-76-73-293	\$13,650	Cut	Mark Calcavecchia	79-72-151	\$2,500
T-9	Scott Verplank	70-66-74-71-281	\$170,333	T-62	Graeme Storm	65-76-74-78-293	\$13,650	Cut	Angel Cabrera	81-70-151	\$2,500
T-12	Stuart Appleby	73-68-72-69-282	\$119,833	T-62	Corey Pavin	74-68-72-79-293	\$13,650	Cut	Charley Hoffman	75-76-151	\$2,500
T-12	Anders Hansen	71-71-71-69-282	\$119,833	T-62	Brett Quigley	76-67-73-77-293	\$13,650	Cut	Chris DiMarco	79-73-152	\$2,500
T-12	Adam Scott	72-68-70-72-282	\$119,833	T-66	Tim Herron	75-68-71-80-294	\$13,300	Cut	Eric Axley	75-77-152	\$2,500
T-12	Stephen Ames	68-69-69-76-282	\$119,833	T-66	Troy Matteson	72-69-73-80-294	\$13,300	Cut	Ted Purdy	76-76-152	\$2,500
T-12	K.J. Choi	71-71-68-72-282	\$119,833	T-66	Todd Hamilton	73-72-74-75-294	\$13,300	Cut	Jeff Quinney	78-74-152	\$2,500
T-12	Justin Rose	70-73-70-69-282	\$119,833	T-69	Mike Small	73-70-78-75-296	\$13,050	Cut	John O'Leary	75-77-152	\$2,500
T-18	Ken Duke	73-71-69-71-284	\$81,600	T-69	Tom Lehman	73-71-74-78-296	\$13,050	Cut	Fred Funk	76-76-152	\$2,500
T-18	Hunter Mahan	71-73-72-68-284	\$81,600	71	Ryan Benzel	71-72-80-74-297	\$12,900	Cut	Ryan Moore	79-74-153	\$2,500
T-18	Pat Perez	70-69-77-68-284	\$81,600	Cut	Vijay Singh	75-71-146	\$2,500	Cut	Charl Schwartzel	77-76-153	\$2,500
T-18	Brandt Snedeker	74-71-69-70-284	\$81,600	Cut	Markus Brier	69-77-146	\$2,500	Cut	Nick Watney	78-75-153	\$2,500
T-18	Joe Durant	71-73-70-70-284	\$81,600	Cut	Rich Beem	76-70-146	\$2,500	Cut	Soren Hansen	74-79-153	\$2,500
T-23	Nathan Green	75-68-67-75-285	\$51,000	Cut	Robert Allenby	74-72-146	\$2,500	Cut	Steve Elkington	75-78-153	\$2,500
T-23	Peter Hanson	72-71-69-73-285	\$51,000	Cut	David Love III	72-74-146	\$2,500	Cut	Thongchai Jaidee	80-73-153	\$2,500
T-23	Steve Stricker	77-68-69-71-285	\$51,000	Cut	J.J. Trahan	72-74-146	\$2,500	Cut	Andres Romero	81-72-153	\$2,500
T-23	Camilo Villegas	69-71-74-71-285	\$51,000	Cut	Mark Wilson	69-77-146	\$2,500	Cut	Nick Dougherty	79-74-153	\$2,500
T-23	Heath Slocum	72-70-72-71-285	\$51,000	Cut	Jonathan Byrd	74-72-146	\$2,500	Cut	Tim Clark	82-72-154	\$2,500
T-23	Relief Goosen	70-71-74-70-285	\$51,000	Cut	J.J. Henry	71-75-146	\$2,500	Cut	Robert Gaus	78-76-154	\$2,500
T-23	Kenny Perry	72-72-71-70-285	\$51,000	Cut	Brad Lardon	70-76-146	\$2,500	Cut	José María Olazábal	75-80-155	\$2,500
T-23	Steve Flesch	72-73-68-72-285	\$51,000	Cut	Jim Furyk	75-71-146	\$2,500	Cut	Scott Hebert	79-76-155	\$2,500
T-23	Ian Poulter	71-73-70-71-285	\$51,000	Cut	Ben Curtis	75-71-146	\$2,500	Cut	Mark Brooks	79-76-155	\$2,500
T-32	John Daly	67-73-73-73-286	\$34,750	Cut	Jeff Sluman	74-73-147	\$2,500	Cut	Johan Edfors	79-76-155	\$2,500
T-32	Shaun Micheel	73-71-70-72-286	\$34,750	Cut	Bradley Dredge	73-74-147	\$2,500	Cut	Kevin Burton	79-76-155	\$2,500
T-32	Luke Donald	72-71-70-73-286	\$34,750	Cut	Justin Leonard	75-72-147	\$2,500	Cut	Stephen Leaney	77-78-155	\$2,500
T-32	Brett Wetterich	74-71-70-71-286	\$34,750	Cut	Joe Ogilvie	77-70-147	\$2,500	Cut	Jerry Kelly	79-77-156	\$2,500
T-32	Bart Bryant	74-70-72-70-286	\$34,750	Cut	Wen-Chong Liang	73-74-147	\$2,500	Cut	Butch Sheehan	82-74-156	\$2,500
T-32	Lee Westwood	69-74-75-68-286	\$34,750	Cut	Phil Schmitt	76-68-147	\$2,500	Cut	William Amundsen	76-81-157	\$2,500
T-32	Phil Mickelson	73-69-75-69-286	\$34,750	Cut	David Howell	75-72-147	\$2,500	Cut	Matthew Call	81-76-157	\$2,500
T-32	Stewart Cink	72-70-72-72-286	\$34,750	Cut	Aaron Baddeley	73-74-147	\$2,500	Cut	Bob McGrath	80-78-158	\$2,500
T-40	Richard Green	72-73-70-72-287	\$27,350	Cut	Tom Pernice Jr.	73-74-147	\$2,500	Cut	Denis Watson	74-84-158	\$2,500
T-40	Paul Casey	72-70-74-71-287	\$27,350	Cut	Paul Goydos	75-73-148	\$2,500	Cut	Don Yrene	80-78-158	\$2,500
T-42	Niclas Fasth	71-68-79-70-288	\$20,850	Cut	John Rollins	73-75-148	\$2,500	Cut	Bubba Watson	79-79-158	\$2,500
T-42	Charles Howell III	75-70-72-71-288	\$20,850	Cut	Dean Wilson	75-73-148	\$2,500	Cut	Chip Sullivan	78-80-158	\$2,500
T-42	Padraig Harrington	69-73-72-74-288	\$20,850	Cut	Jose Coceres	71-77-148	\$2,500	Cut	Micah Rodusky	83-76-159	\$2,500
T-42	Colin Montgomerie	72-73-73-70-288	\$20,850	Cut	Raphael Jacquelin	76-73-149	\$2,500	Cut	Erik Wolf	83-77-160	\$2,500
T-42	Sean O'Hair	70-72-70-76-288	\$20,850	Cut	Ryuji Imada	78-71-149	\$2,500	Cut	Gregory Bisconti	82-79-161	\$2,500
T-42	Darren Clarke	77-66-71-74-288	\$20,850	Cut	Kelly Mitchum	77-72-149	\$2,500	Cut	Matt Seitz	83-81-164	\$2,500
T-42	Rod Pampling	70-74-72-72-288	\$20,850	Cut	Michael Campbell	74-75-149	\$2,500	WD	Anthony Wall		
T-42	David Toms	71-74-71-72-288	\$20,850	Cut	Tim Thelen	74-75-149	\$2,500	WD	Jyoti Randhawa		
T-50	Bob Tway	71-72-71-75-289	\$15,236	Cut	Gregory Havret	75-74-149	\$2,500	WD	Rocco Mediate	72-72	
T-50	Anthony Kim	73-72-71-73-289	\$15,236	Cut	Toru Taniguchi	77-72-149	\$2,500	WD	Richard Sterne	76-76	
T-50	Frank Lickliter II	70-75-75-69-289	\$15,236	Cut	Daniel Chopra	76-73-149	\$2,500	DQ	Sergio Garcia	70-75-145	\$2,500

2006

Tiger Woods walked off Medinah's No. 3 Course for the second time in six years in victory, collecting a third PGA Championship, his 12th major title and accomplishing what no previous winner achieved in the process. Medinah's hierarchy quickly voted Woods an honorary member. Woods overwhelmed his competition with much the same bravado that he exhibited in the early portion of his career, registering a workmanlike 4-under-par 68, for a five-stroke victory, and leaving only Nicklaus and his 18 titles in his path.

He opened with a 10-foot birdie to take the lead from playing partner Luke Donald and never looked back, while cruising on the longest course in major Championship history. The No. 3 Course was stretched to 7,561 yards, or 35 yards longer than the 2004 PGA Championship at Whistling Straits in Kohler, Wis. Woods also is the first player in history to win at least two majors in two consecutive years. He built a four-shot lead after nine holes and had things in cruise control, to finish at 18-under par 270. Shaun Micheel, the 2003 PGA Champion, elevated his own game at a course that he said reminded him of his Championship at Oak Hill Country Club in Rochester, N.Y. But, his closing 69 was not enough to challenge.

Donald, bidding to become the first European-born PGA Champion since Denny Shute in 1930, slumped to a 74, and finished tied for third at 276 with Australia's Adam Scott, who had a 67, and Spain's Sergio Garcia, who posted a 70.

Champion: Tiger Woods, Windermere, Fla.


Site: Medinah (Ill.) Country Club (No. 3 Course)

Date: Aug. 17-20

Purse: \$6,800,000

Par: 36-36-72 (7,561 yards)

Field: 156 Cut at 144 70 players advanced



	Course Avg	Under Par	At Par	Over Par	Round Leader	Low Round	Tiger Woods
Round 1:	72.72	60	21	75	Chris Riley & Lucas Glover	66 - Chris Riley & Lucas Glover	69 - T-10th
Round 2:	72.55	61	18	75	Tim Herron, Luke Donald, Billy Andrade, Henrik Stenson	66 - Olin Browne	137 - T-5th
Round 3:	72.07	28	7	35	Tiger Woods & Luke Donald	65 - Tiger Woods & Mike Weir	202 - T-1st
Round 4:	73.19	21	9	40	Tiger Woods	66 - Chad Campbell	270 - 1st
Totals:	72.635	170	55	225			

Championship Summary

Place	Name	Score	Winnings	Place	Name	Score	Winnings	Place	Name	Score	Winnings
1	Tiger Woods	69-68-65-68-270	\$1,224,000	T-49	Rich Beem	75-69-72-75-291	\$15,533	Cut	Rod Pamplung	71-76-147	\$2,500
2	Shaun Micheel	69-70-67-69-275	\$734,400	T-49	Nathan Green	71-71-74-75-291	\$15,533	Cut	John Senden	75-72-147	\$2,500
T-3	Sergio Garcia	69-70-67-70-276	\$353,600	T-55	Stephen Ames	74-69-74-75-292	\$14,320	Cut	Nick O'Hern	74-73-147	\$2,500
T-3	Luke Donald	68-68-66-74-276	\$353,600	T-55	José María Olazábal	72-68-75-77-292	\$14,320	Cut	Paul Casey	74-73-147	\$2,500
T-3	Adam Scott	71-69-69-67-276	\$353,600	T-55	Stuart Appleby	70-73-79-70-292	\$14,320	Cut	Mark Brooks	73-75-148	\$2,500
6	Mike Weir	72-67-65-73-277	\$244,800	T-55	Hideto Tanihara	73-71-78-70-292	\$14,320	Cut	Tom Lehman	77-71-148	\$2,500
T-7	Steve Stricker	72-67-70-69-278	\$207,788	T-55	Aaron Baddeley	70-74-75-73-292	\$14,320	Cut	Nick Price	75-73-148	\$2,500
T-7	K.J. Choi	73-67-67-71-278	\$207,788	T-60	Steve Lowery	70-72-76-75-293	\$13,750	Cut	Scott Verplank	72-76-148	\$2,500
T-9	Geoff Ogilvy	69-68-68-74-279	\$165,000	T-60	Ben Curtis	72-72-73-76-293	\$13,750	Cut	Colin Montgomerie	77-71-148	\$2,500
T-9	Ian Poulter	70-70-68-71-279	\$165,000	T-62	Jeff Maggert	75-68-78-74-295	\$13,425	Cut	Stephen Dodd	73-75-148	\$2,500
T-9	Ryan Moore	71-72-67-69-279	\$165,000	T-62	Jason Gore	70-73-75-77-295	\$13,425	Cut	Craig Barlow	70-78-148	\$2,500
T-12	Chris DiMarco	71-70-67-72-280	\$134,500	T-62	Charles Warren	73-70-77-75-295	\$13,425	Cut	Niclas Fasth	74-74-148	\$2,500
T-12	Sean O'Hair	72-70-70-68-280	\$134,500	T-65	Bob Tway	72-71-75-78-296	\$13,175	Cut	Peter Lonard	70-78-148	\$2,500
T-14	Tim Herron	69-67-72-73-281	\$115,000	T-65	Miguel A. Jimenez	70-73-75-78-296	\$13,175	Cut	Kenneth Ferrie	70-78-148	\$2,500
T-14	Henrik Stenson	68-68-73-72-281	\$115,000	67	David Howell	71-71-73-82-297	\$13,025	Cut	Ted Purdy	73-75-148	\$2,500
T-16	Phil Mickelson	69-71-68-74-282	\$94,000	T-68	Jay Haas	75-68-74-83-300	\$12,875	Cut	Bradley Dredge	75-73-148	\$2,500
T-16	David Toms	71-67-71-73-282	\$94,000	T-68	Don Yrene	71-72-77-80-300	\$12,875	Cut	Carl Pettersson	72-76-148	\$2,500
T-16	Ernie Els	71-70-72-69-282	\$94,000	70	Jim Kane	71-71-80-79-301	\$12,725	Cut	Andres Romero	71-77-148	\$2,500
T-16	Woody Austin	71-69-69-73-282	\$94,000	Cut	Vijay Singh	73-72-145	\$2,500	Cut	Gregory Bisconti	70-78-148	\$2,500
T-20	Fred Funk	69-69-74-71-283	\$71,250	Cut	Mike Small	72-73-145	\$2,500	Cut	Padraig Harrington	75-74-149	\$2,500
T-20	Robert Allenby	68-74-71-70-283	\$71,250	Cut	Brett Quigley	76-69-145	\$2,500	Cut	Chris Wiemers	73-76-149	\$2,500
T-20	Harrison Frazar	69-72-69-73-283	\$71,250	Cut	David Duval	73-72-145	\$2,500	Cut	Vaughn Taylor	71-78-149	\$2,500
T-20	Jonathan Byrd	69-72-74-68-283	\$71,250	Cut	Chris Couch	74-71-145	\$2,500	Cut	Ben Crane	72-77-149	\$2,500
T-24	Steve Flesch	72-71-69-72-284	\$53,100	Cut	Arron Oberholser	75-70-145	\$2,500	Cut	Johan Edfors	76-73-149	\$2,500
T-24	Chad Campbell	71-72-75-66-284	\$53,100	Cut	Greg Owen	74-71-145	\$2,500	Cut	Paul Broadhurst	74-76-150	\$2,500
T-24	Stewart Cink	68-74-73-69-284	\$53,100	Cut	Angel Cabrera	74-71-145	\$2,500	Cut	Thomas Bjorn	80-70-150	\$2,500
T-24	Anders Hansen	72-71-70-71-284	\$53,100	Cut	Charles Howell III	70-75-145	\$2,500	Cut	Kelly Mitchum	71-79-150	\$2,500
T-24	Tim Clark	70-69-75-70-284	\$53,100	Cut	Anthony Wall	73-72-145	\$2,500	Cut	Jason Bohn	77-73-150	\$2,500
T-29	Jim Furyk	70-72-69-74-285	\$41,100	Cut	Rory Sabbatini	72-73-145	\$2,500	Cut	Gonzalo Fernandez	75-75-150	\$2,500
T-29	Dean Wilson	74-70-74-67-285	\$41,100	Cut	Zach Johnson	71-74-145	\$2,500	Cut	Bernhard Langer	76-75-151	\$2,500
T-29	Robert Karlsson	71-73-69-72-285	\$41,100	Cut	Charl Schwartzel	72-73-145	\$2,500	Cut	Chip Sullivan	79-72-151	\$2,500
T-29	Lee Westwood	69-72-71-73-285	\$41,100	Cut	Barl Bryant	72-74-146	\$2,500	Cut	Steve Schneider	72-79-151	\$2,500
T-29	Heath Slocum	73-70-72-70-285	\$41,100	Cut	John Daly	71-75-146	\$2,500	Cut	Tim Weinhart	77-74-151	\$2,500
T-34	Davis Love III	68-69-73-76-286	\$34,500	Cut	Bob Estes	74-72-146	\$2,500	Cut	John Aber	78-73-151	\$2,500
T-34	Relief Goosen	70-73-68-75-286	\$34,500	Cut	Brad Faxon	70-76-146	\$2,500	Cut	Simon Khan	74-77-151	\$2,500
T-34	Trevor Immelman	73-71-70-72-286	\$34,500	Cut	Robert Gamez	70-76-146	\$2,500	Cut	Larry Nelson	80-72-152	\$2,500
T-37	Billy Mayfair	69-69-73-76-287	\$29,250	Cut	Brandt Jobe	76-70-146	\$2,500	Cut	Alan Schulte	75-77-152	\$2,500
T-37	Richard Green	73-69-73-72-287	\$29,250	Cut	Wes Short Jr.	72-74-146	\$2,500	Cut	Jeffrey Cranford	77-75-152	\$2,500
T-37	Graeme McDowell	75-68-72-72-287	\$29,250	Cut	Craig Thomas	76-70-146	\$2,500	Cut	Nick Dougherty	80-72-152	\$2,500
T-37	J.B. Holmes	71-70-68-78-287	\$29,250	Cut	Justin Leonard	75-71-146	\$2,500	Cut	Jerry Haas	74-79-153	\$2,500
T-41	Billy Andrade	67-69-78-74-288	\$23,080	Cut	Jesper Parnevik	71-75-146	\$2,500	Cut	Todd Hamilton	77-76-153	\$2,500
T-41	Chris Riley	66-72-73-77-288	\$23,080	Cut	Shigeki Maruyama	76-70-146	\$2,500	Cut	Tom Pernice Jr.	77-76-153	\$2,500
T-41	Daniel Chopra	72-72-76-73-288	\$23,080	Cut	Michael Campbell	70-76-146	\$2,500	Cut	Kirk Triplett	75-78-153	\$2,500
T-41	Justin Rose	73-70-70-75-288	\$23,080	Cut	John Rollins	73-73-146	\$2,500	Cut	Brett Wetterich	76-77-153	\$2,500
T-41	J.J. Henry	68-73-73-74-288	\$23,080	Cut	Pat Perez	73-73-146	\$2,500	Cut	S.K. Ho	74-79-153	\$2,500
T-46	Olin Browne	75-66-73-75-289	\$19,025	Cut	Andrew Buckle	73-73-146	\$2,500	Cut	Ron Philo Jr.	82-73-155	\$2,500
T-46	Lucas Glover	66-74-77-72-289	\$19,025	Cut	Camilo Villegas	75-71-146	\$2,500	Cut	Richard S. Johnson	79-76-155	\$2,500
48	Jerry Kelly	70-74-74-72-290	\$17,300	Cut	Paul Azinger	74-73-147	\$2,500	Cut	Mark Brown	80-77-157	\$2,500
T-49	Corey Pavin	72-71-72-76-291	\$15,533	Cut	Fred Couples	71-76-147	\$2,500	Cut	Barry Evans	81-79-160	\$2,500
T-49	Kenny Perry	72-71-71-77-291	\$15,533	Cut	Lee Rinker	72-75-147	\$2,500	Cut	Sam Arnold	78-84-162	\$2,500
T-49	Joey Sindelar	74-70-73-74-291	\$15,533	Cut	Jeff Sluman	74-73-147	\$2,500	WD	Mark Calcavecchia	77-77	
T-49	Ryan Palmer	70-73-72-76-291	\$15,533	Cut	John Bickerton	73-74-147	\$2,500	WD	Dudley Hart	78-78	

2005 Phil Mickelson made superlative use of two weeks of preparations for the 87th PGA Championship, making a pilgrimage to Baltusrol Golf Club and later returning to execute his game plan to perfection.

He capped the dramatics by making a flop shot from the rough from some 50 feet from the hole for a two-foot tap-in birdie and a one-stroke victory in just the third Monday weather-related finish in a PGA Championship.

Mickelson led or shared the lead throughout a steamy week in Springfield, N.J. His second major championship came on a day after 12 players were unable to finish a day earlier due to a passing thunderstorm.

Mickelson's final-round 2-over-par 72 was good for a winning total of 4-under-par 276, a stroke better than Denmark's Thomas Bjorn and Australia's Steve Elkington, the 1995 PGA Champion.

Two-time PGA Champion Tiger Woods finished fourth with Davis Love III at 278.

Champion: Phil Mickelson, Scottsdale, Ariz.

Site: Baltusrol Golf Club (Lower Course), Springfield, N.J.

Date: Aug. 11-14 **Purse:** \$6,500,000

Par: 35-35-70 (7,186 yards)

Field: 156 **Cut at 147** 75 players advanced



Course Avg	Under Par	At Par	Over Par	Round Leader	Low Round	Phil Mickelson
Round 1: 72.79	27	12	117		67 - Mickelson, Appleby, Immelman, Curtis, Ames & Sabbatini	67 - T-1st
Round 2: 72.47	28	18	110	Phil Mickelson	65 - Phil Mickelson & Jerry Kelly	132 - T-1st
Round 3: 72.43	25	8	46	Mickelson & Love III	63 - Thomas Bjorn	204 - T-1st
Round 4: 72.77	10	6	63	Phil Mickelson	66 - Ted Purdy	276 - 1st
Totals: 72.45	90	44	336			

Championship Summary

Place	Name	Score	Winnings	Place	Name	Score	Winnings	Place	Name	Score	Winnings
1	Phil Mickelson	67-65-72-72-276	\$1,170,000	T-47	Greg Owen	68-69-70-80-287	\$15,371	CUT	Peter Lonard	71-76-147	\$2,000
T-2	Steve Elkington	68-70-68-71-277	\$572,000	T-47	Henrik Stenson	74-67-75-71-287	\$15,371	CUT	Richard S. Johnson	73-74-147	\$2,000
T-2	Thomas Bjorn	71-71-63-72-277	\$572,000	T-47	Heath Slocum	68-75-73-71-287	\$15,371	CUT	Brett Melton	72-75-147	\$2,000
T-4	Davis Love III	68-68-68-74-278	\$286,000	T-47	Ryan Palmer	73-70-73-71-287	\$15,371	CUT	Travis Long	76-71-147	\$2,000
T-4	Tiger Woods	75-69-66-68-278	\$286,000	T-47	Ian Poulter	69-74-69-75-287	\$15,371	CUT	Jeff Coston	74-74-148	\$2,000
T-6	Relief Goosen	68-70-69-72-279	\$201,500	T-47	Yong-Eun Yang	71-67-76-73-287	\$15,371	CUT	Billy Mayfair	73-75-148	\$2,000
T-6	Michael Campbell	73-68-69-69-279	\$201,500	T-59	Scott McCarron	72-72-74-70-288	\$13,343	CUT	Tim Fleming	74-74-148	\$2,000
T-6	Geoff Ogilvy	69-69-72-69-279	\$201,500	T-59	Carlos Franco	70-70-76-72-288	\$13,343	CUT	Colin Montgomerie	77-71-148	\$2,000
T-6	Pat Perez	68-71-67-73-279	\$201,500	T-59	Steve Webster	72-70-75-71-288	\$13,343	CUT	David Howell	78-70-148	\$2,000
T-10	David Toms	71-72-69-68-280	\$131,800	T-59	Mark Hensby	69-70-75-74-288	\$13,343	CUT	Maarten Lafeber	77-71-148	\$2,000
T-10	Vijay Singh	70-67-69-74-280	\$131,800	T-59	Peter Hanson	73-71-72-72-288	\$13,343	CUT	Brian Davis	74-74-148	\$2,000
T-10	Dudley Hart	70-73-66-71-280	\$131,800	T-59	Sean O'Hair	71-71-76-70-288	\$13,343	CUT	Jean-Francois Remesy	71-77-148	\$2,000
T-10	Steve Flesch	70-71-69-70-280	\$131,800	T-59	Paul Casey	70-74-72-72-288	\$13,343	CUT	Graeme McDowell	72-76-148	\$2,000
T-10	Ted Purdy	69-75-70-66-280	\$131,800	T-66	Ron Philo Jr.	71-73-73-72-289	\$12,750	CUT	Mark Brooks	78-71-149	\$2,000
T-15	Stuart Appleby	67-70-69-75-281	\$102,500	T-66	Woody Austin	72-71-68-78-289	\$12,750	CUT	David Tentis	77-72-149	\$2,000
T-15	Charles Howell III	70-71-68-72-281	\$102,500	T-66	Chris Riley	72-68-72-77-289	\$12,750	CUT	Nick O'Hern	76-73-149	\$2,000
T-17	Lee Westwood	68-68-71-75-282	\$82,500	T-66	Luke Donald	69-73-73-74-289	\$12,750	CUT	Bob Ford	75-75-150	\$2,000
T-17	Joe Ogilvie	74-68-69-71-282	\$82,500	T-70	Mark Calcavecchia	70-69-77-74-290	\$12,450	CUT	Craig Parry	76-74-150	\$2,000
T-17	Trevor Immelman	67-72-72-71-282	\$82,500	T-70	Fred Couples	72-72-70-76-290	\$12,450	CUT	Tim Thelen	77-73-150	\$2,000
T-17	Tim Clark	71-73-70-68-282	\$82,500	T-72	Stephen Ames	67-72-74-78-291	\$12,250	CUT	Mark Mielke	77-73-150	\$2,000
T-17	Bo Van Pelt	70-70-68-74-282	\$82,500	T-72	Joe Durant	73-71-73-74-291	\$12,250	CUT	Robert Allenby	76-74-150	\$2,000
T-17	Zach Johnson	70-70-73-69-282	\$82,500	T-74	John Daly	71-69-78-74-292	\$12,050	CUT	Shigeki Maruyama	73-77-150	\$2,000
T-23	Tom Pernice Jr.	69-73-69-72-283	\$56,400	T-74	Rory Sabbatini	67-69-76-80-292	\$12,050	CUT	Darren Clarke	73-77-150	\$2,000
T-23	Kenny Perry	69-70-70-74-283	\$56,400	76	Mike Small	74-68-80-73-295	\$11,900	CUT	Jonathan Kaye	73-77-150	\$2,000
T-23	Paul McGinley	72-70-72-69-283	\$56,400	77	Kevin Sutherland	74-70-75-77-296	\$11,800	CUT	Rod Pamplung	73-77-150	\$2,000
T-23	Shingo Katayama	71-66-74-72-283	\$56,400	78	Darrell Kestner	72-70-78-79-299	\$11,700	CUT	Thongchai Jaidee	76-74-150	\$2,000
T-23	Sergio Garcia	72-70-71-70-283	\$56,400	79	Hal Sutton	69-73-80-78-300	\$11,600	CUT	Lucas Glover	74-76-150	\$2,000
T-28	Bob Estes	71-72-73-68-284	\$41,500	CUT	Paul Azinger	72-73-145	\$2,000	CUT	Tom Lehman	72-79-151	\$2,000
T-28	Chad Campbell	71-71-70-72-284	\$41,500	CUT	Lee Janzen	71-74-145	\$2,000	CUT	David Duval	77-74-151	\$2,000
T-28	Jesper Parnevik	68-69-72-75-284	\$41,500	CUT	Tim Petrovic	75-70-145	\$2,000	CUT	Tim Herron	78-73-151	\$2,000
T-28	Stewart Cink	71-72-66-75-284	\$41,500	CUT	Loren Roberts	71-74-145	\$2,000	CUT	Arjun Atwal	74-77-151	\$2,000
T-28	Arron Oberholser	74-68-69-73-284	\$41,500	CUT	Shaun Micheal	72-73-145	\$2,000	CUT	Chris Wiemers	74-77-151	\$2,000
T-28	Vaughn Taylor	75-69-71-69-284	\$41,500	CUT	Justin Leonard	69-76-145	\$2,000	CUT	Alan Morin	76-75-151	\$2,000
T-34	Scott Verplank	71-72-71-71-285	\$31,917	CUT	Stephen Dodd	74-71-145	\$2,000	CUT	Brent Geiberger	76-76-152	\$2,000
T-34	Jerry Kelly	70-65-74-76-285	\$31,917	CUT	Alex Cejka	70-75-145	\$2,000	CUT	Toru Taniguchi	76-76-152	\$2,000
T-34	Jim Furyk	72-71-69-73-285	\$31,917	CUT	Nick Dougherty	73-72-145	\$2,000	CUT	Jeff Sluman	77-76-153	\$2,000
T-34	Fredrik Jacobson	72-69-73-71-285	\$31,917	CUT	Hunter Mahan	72-73-145	\$2,000	CUT	Chris Starkjohann	78-75-153	\$2,000
T-34	Ben Curtis	67-73-67-78-285	\$31,917	CUT	Jeff Yurkiewicz	72-73-145	\$2,000	CUT	Michael Allen	77-76-153	\$2,000
T-34	Jason Bohn	71-68-68-78-285	\$31,917	CUT	Jay Haas	77-69-146	\$2,000	CUT	Scott Spence	79-74-153	\$2,000
T-40	Steve Schneider	72-72-72-70-286	\$22,300	CUT	Chip Johnson	72-74-146	\$2,000	CUT	Stephen Gallacher	79-74-153	\$2,000
T-40	Miguel Angel Jimenez	72-72-69-73-286	\$22,300	CUT	Chris DiMarco	75-71-146	\$2,000	CUT	Pdraig Harrington	76-77-153	\$2,000
T-40	Patrick Sheehan	73-71-71-71-286	\$22,300	CUT	Rob Moss	74-72-146	\$2,000	CUT	S.K. Ho	76-77-153	\$2,000
T-40	John Rollins	68-71-73-74-286	\$22,300	CUT	Brett Quigley	74-72-146	\$2,000	CUT	Jeff Maggert	73-81-154	\$2,000
T-40	Ben Crane	68-76-72-70-286	\$22,300	CUT	Stephen Leaney	74-72-146	\$2,000	CUT	Don Berry	76-78-154	\$2,000
T-40	K.J. Choi	71-72-66-75-286	\$22,300	CUT	Kevin Na	70-76-146	\$2,000	CUT	Wayne Grady	78-78-156	\$2,000
T-40	Adam Scott	74-69-72-71-286	\$22,300	CUT	Billy Andrade	76-71-147	\$2,000	CUT	Mike Reid	78-79-157	\$2,000
T-47	Fred Funk	69-75-67-76-287	\$15,371	CUT	Barl Bryant	75-72-147	\$2,000	CUT	Rich Beem	79-78-157	\$2,000
T-47	Todd Hamilton	73-70-74-74-287	\$15,371	CUT	Barl Faxon	73-74-147	\$2,000	CUT	Kelly Mitchell	78-80-158	\$2,000
T-47	Bernhard Langer	68-72-72-75-287	\$15,371	CUT	Bob Tway	71-76-147	\$2,000	CUT	Jeff Martin	80-78-158	\$2,000
T-47	J.L. Lewis	72-72-70-73-287	\$15,371	CUT	Thomas Levet	79-68-147	\$2,000	CUT	Rich Steinmetz	81-77-158	\$2,000
T-47	José Maria Olazábal	76-67-72-72-287	\$15,371	CUT	Richard Green	79-68-147	\$2,000	CUT	Craig Thomas	80-79-159	\$2,000
T-47	Mike Weir	72-72-71-72-287	\$15,371	CUT	Niclas Fasth	73-74-147	\$2,000	CUT	Tim Weinhart	78-81-159	\$2,000

2004 Vijay Singh, who couldn't buy a birdie putt for 18 holes, finally found paydirt in overtime to capture his third major title in the 86th PGA Championship at Whistling Straits-Straits Course in Kohler, Wis.

Fiji's most famous sportsman earned his second PGA Championship, and first since 1998, while winning a record \$1.125 million from a \$6.25 million purse. Singh accomplished his feat on a course that was the longest (7,536 yards) in major championship history and among a field featuring 95 of the world's top 100 ranked players.

His closing 4-over-par 76 was the third-highest final round by a major championship winner, and good for a 72-hole total of 8-under-par 280.

Singh made his only birdie of the day a timely one, sinking a five-foot putt on his 19th hole – the uphill, 361-yard, par-4 10th – and went on to post two additional pars in the three-hole cumulative score playoff. It was just enough to defeat Justin Leonard and Chris DiMarco. Singh became the fourth oldest to win a PGA Championship at 41 years, five months and 23 days. His closing 76 was the highest score by a major championship winner since Reg Whitcombe's 78 at Royal St. George's in the 1938 British Open.


Champion: Vijay Singh, Ponte Vedra Beach, Fla.

Site: Whistling Straits (Straits Course), Kohler, Wis.

Date: Aug. 12-15 **Purse:** \$6,250,000

Par: 36-36-72 (7,536 yards)

Field: 156 **Cut at 146** 73 players advanced



Course Avg	Under Par	At Par	Over Par	Round Leader	Low Round	Vijay Singh
Round 1: 73.34	39	21	95	Darren Clarke	65 - Darren Clarke	67 - T-4th
Round 2: 73.27	53	21	79	Singh, Leonard	65 - Miguel Angel Jimenez	135 - (68) T-1st
Round 3: 71.99	38	9	26	Vijay Singh	67 - P. Mickelson, S. Flesch	204 - (69) 1st
Round 4: 73.77	14	12	47	Singh, Leonard, DiMarco	68 - Todd Hamilton	280 - (76) 1st
Totals:	73.16	144	63	247		

Championship Summary

Place	Name	Score	Winnings	Place	Name	Score	Winnings	Place	Name	Score	Winnings
1	Vijay Singh	67-68-69-76-280	\$1,125,000	T-49	Patrick Sheehan	70-71-75-74-290	\$14,660	Cut	Joey Sindelar	71-77-148	\$2,000
T-2	Chris DiMarco	68-70-71-71-280	\$550,000	T-54	Carl Pettersson	71-71-76-73-291	\$13,600	Cut	Kirk Triplett	77-71-148	\$2,000
T-2	Justin Leonard	66-69-70-75-280	\$550,000	T-55	Paul Azinger	74-71-74-73-292	\$13,200	Cut	Craig Thomas	73-75-148	\$2,000
T-4	Ernie Els	66-70-72-73-281	\$267,500	T-55	Craig Parry	70-75-71-76-292	\$13,200	Cut	Scott McCarron	70-78-148	\$2,000
T-4	Chris Riley	69-70-69-73-281	\$267,500	T-55	Eduardo Romero	72-73-70-77-292	\$13,200	Cut	Brenden Pappas	74-74-148	\$2,000
T-6	Phil Mickelson	69-72-67-74-282	\$196,000	T-55	Bob Tway	71-70-74-77-292	\$13,200	Cut	Ricardo Gonzalez	75-73-148	\$2,000
T-6	Paul McGinley	69-74-70-69-282	\$196,000	T-55	Hidemichi Tanaka	72-71-71-78-292	\$13,200	Cut	Tim Clark	75-73-148	\$2,000
T-6	K.J. Choi	68-71-73-70-282	\$196,000	T-55	Rod Pampling	73-69-70-80-292	\$13,200	Cut	Zane Zwemke	72-76-148	\$2,000
T-9	Stephen Ames	68-71-69-75-283	\$152,000	T-55	S.K. Ho	72-73-73-74-292	\$13,200	Cut	Mark O'Meara	73-76-149	\$2,000
T-9	Robert Allenby	71-70-72-70-283	\$152,000	T-62	Jeff Sluman	72-72-79-70-293	\$12,650	Cut	Kenny Perry	76-73-149	\$2,000
T-9	Ben Crane	70-74-69-70-283	\$152,000	T-62	Scott Verplank	67-76-77-73-293	\$12,650	Cut	Tim Fleming	76-73-149	\$2,000
T-9	Adam Scott	71-71-69-72-283	\$152,000	T-62	Woody Austin	74-71-74-74-293	\$12,650	Cut	Harrison Frazer	72-77-149	\$2,000
T-13	Brad Faxon	71-71-70-72-284	\$110,250	T-62	Shingo Katayama	74-70-76-73-293	\$12,650	Cut	John Huston	71-79-150	\$2,000
T-13	Darren Clarke	65-71-72-76-284	\$110,250	T-66	Bernhard Langer	74-70-75-75-294	\$12,350	Cut	Shigeki Maruyama	72-78-150	\$2,000
T-13	Aaron Oberholser	73-71-70-70-284	\$110,250	T-66	Scott Drummond	71-72-76-75-294	\$12,350	Cut	Angel Cabrera	74-76-150	\$2,000
T-13	Brian Davis	70-71-69-74-284	\$110,250	T-68	Robert Gamez	72-73-76-75-296	\$12,150	Cut	Alan Schulte	75-76-151	\$2,000
T-17	Loren Roberts	68-72-70-75-285	\$76,857	T-68	Mark Hensby	74-69-77-76-296	\$12,150	Cut	Mike Small	75-76-151	\$2,000
T-17	David Toms	72-72-69-72-285	\$76,857	T-70	Colin Montgomerie	73-72-78-74-297	\$12,000	Cut	Rich Beem	78-73-151	\$2,000
T-17	Matt Gogel	71-71-69-74-285	\$76,857	71	Roy Biancalana	73-72-75-79-299	\$11,900	Cut	Brendan Jones	72-79-151	\$2,000
T-17	Stuart Appleby	68-75-72-70-285	\$76,857	72	Jeff Coston	77-68-79-77-301	\$11,800	Cut	Frank Bense	76-76-152	\$2,000
T-17	Stewart Cink	73-70-70-72-285	\$76,857	73	Skip Kendall	72-73-79-80-304	\$11,700	Cut	Graeme McDowell	77-75-152	\$2,000
T-17	Fredrik Jacobson	72-70-70-73-285	\$76,857	Cut	Fred Funk	74-72-146	\$2,000	Cut	Billy Andrade	74-79-153	\$2,000
T-17	Jean-Francois Remesy	72-71-70-72-285	\$76,857	Cut	Hale Irwin	73-73-146	\$2,000	Cut	Ian Woosnam	79-74-153	\$2,000
T-24	Tom Byrum	72-73-71-70-286	\$46,714	Cut	Rocco Mediate	74-72-146	\$2,000	Cut	Cary Hungate	77-76-153	\$2,000
T-24	J.L. Lewis	73-69-72-72-286	\$46,714	Cut	Tim Petrovic	68-78-146	\$2,000	Cut	Jerry Kelly	76-77-153	\$2,000
T-24	Shaun Micheel	77-68-70-71-286	\$46,714	Cut	Jose Maria Olazabal	70-76-146	\$2,000	Cut	Steve Schneider	75-78-153	\$2,000
T-24	Tiger Woods	75-69-69-73-286	\$46,714	Cut	Kevin Sutherland	74-72-146	\$2,000	Cut	Jim Furyk	75-78-153	\$2,000
T-24	Chad Campbell	73-70-71-72-286	\$46,714	Cut	Joe Durant	71-75-146	\$2,000	Cut	Joakim Haeggman	78-75-153	\$2,000
T-24	Geoff Ogilvy	68-73-71-74-286	\$46,714	Cut	Brian Bateman	73-73-146	\$2,000	Cut	Steve Lowery	80-74-154	\$2,000
T-24	Luke Donald	67-73-71-75-286	\$46,714	Cut	Mike Weir	73-73-146	\$2,000	Cut	Tetsuji Hiratsuka	80-74-154	\$2,000
T-31	Chip Sullivan	72-71-73-71-287	\$34,250	Cut	Thomas Levet	74-72-146	\$2,000	Cut	Rory Sabbatini	81-73-154	\$2,000
T-31	Carlos Franco	69-75-72-71-287	\$34,250	Cut	Lee Westwood	75-71-146	\$2,000	Cut	Bruce Smith	77-77-154	\$2,000
T-31	Miguel Angel Jimenez	76-65-75-71-287	\$34,250	Cut	Alex Cejka	75-71-146	\$2,000	Cut	Ron Philo Jr.	76-79-155	\$2,000
T-31	Charles Howell III	70-71-72-74-287	\$34,250	Cut	Peter Lonard	74-72-146	\$2,000	Cut	Bob Sowards	78-77-155	\$2,000
T-31	Nick O'Hern	73-71-68-75-287	\$34,250	Cut	Raphael Jacquelin	74-72-146	\$2,000	Cut	Jonathan Kaye	74-81-155	\$2,000
T-31	Bo Van Pelt	74-71-70-72-287	\$34,250	Cut	Sergio Garcia	73-73-146	\$2,000	Cut	Mike Northern	77-78-155	\$2,000
T-37	Jay Haas	68-72-71-77-288	\$24,688	Cut	Heath Slocum	74-72-146	\$2,000	Cut	David Tantis	76-80-156	\$2,000
T-37	Todd Hamilton	72-73-75-68-288	\$24,688	Cut	Jonathan Byrd	73-73-146	\$2,000	Cut	Robert Thompson	77-79-156	\$2,000
T-37	Steve Flesch	73-72-67-76-288	\$24,688	Cut	Paul Casey	74-72-146	\$2,000	Cut	Jeff Roth	79-77-156	\$2,000
T-37	Brett Quigley	74-69-73-72-288	\$24,688	Cut	Bill Britton	77-70-147	\$2,000	Cut	Tim Herron	77-79-156	\$2,000
T-37	Briny Baird	67-69-75-77-288	\$24,688	Cut	Tom Pernice Jr.	75-72-147	\$2,000	Cut	John Daly	81-76-157	\$2,000
T-37	Trevor Immelman	75-69-72-72-288	\$24,688	Cut	Hal Sutton	73-74-147	\$2,000	Cut	Mike Baker	80-77-157	\$2,000
T-37	Zach Johnson	75-70-69-74-288	\$24,688	Cut	Jesper Parnevik	76-71-147	\$2,000	Cut	Mike Schuchart	79-79-158	\$2,000
T-37	Ian Poulter	73-72-70-73-288	\$24,688	Cut	Stephen Leaney	74-73-147	\$2,000	Cut	David Duval	77-81-158	\$2,000
T-45	Tommy Armour III	72-71-74-72-289	\$18,500	Cut	Phillip Price	72-75-147	\$2,000	Cut	Thongchai Jaidee	80-78-158	\$2,000
T-45	Niclas Fasth	74-70-73-72-289	\$18,500	Cut	Ted Purdy	73-74-147	\$2,000	Cut	Sean English	75-84-159	\$2,000
T-45	David Howell	72-72-70-75-289	\$18,500	Cut	Justin Rose	73-74-147	\$2,000	Cut	Jeffrey Lankford	77-83-160	\$2,000
T-45	Padraig Harrington	68-71-72-78-289	\$18,500	Cut	Ben Curtis	73-74-147	\$2,000	Cut	Mark Evenson	80-82-162	\$2,000
T-49	Nick Faldo	72-70-74-74-290	\$14,660	Cut	Quinn Griffing	76-71-147	\$2,000	DQ	Mark Calcavecchia	72-75-147	\$2,000
T-49	Duffy Waldorf	69-72-70-79-290	\$14,660	Cut	Mark Brooks	73-75-148	\$2,000	WD	Scott Hoch	76-76	
T-49	Michael Campbell	71-73-69-77-290	\$14,660	Cut	Bob Estes	75-73-148	\$2,000	WD	Frank Lickliter II	80-80	
T-49	Joe Ogilvie	75-68-70-77-290	\$14,660	Cut	Davis Love III	79-69-148	\$2,000	WD	Dudley Hart		

2003

In a year when unknowns became stars, Shaun Micheel fit well into the landscape when he made his way to Oak Hill Country Club to compete in the 85th PGA Championship in Rochester, N.Y. Playing on the outskirts of a city renowned for its inventiveness – in optical science, photocopiers and photo processing – Micheel capped the week by producing his own Kodak moment. Micheel's 7-iron approach to within two inches of the 72nd hole – a shot which he and caddie Bob Szczesny judged to be 175 yards – left an indelible stamp on a topsy turvy Championship. The season's final major featured the year's strongest field – 96 of the top 100 ranked players, just two players shy of the 2002 all-time record. The Championship also yielded the largest international contingent in PGA Championship history – 60 players representing 20 countries – which also was the most for any U.S. major championship this year.

Chad Campbell, who began the final round tied with Micheel at 4-under-par, dueled the final 18 holes, coming within a stroke after a Micheel bogey on the 17th hole. Campbell finished with a 72 and 278, while South Africa's Tim Clark was third at 279 after a 69. Alex Cejka of the Czech Republic ended fourth at 280 after a 69.



Champion: Shaun Micheel, Memphis, Tenn.		
Site: Oak Hill Country Club, Rochester, N.Y.		
Date: Aug. 14-17		Purse: \$5,938,300
Par: 35-35-70 (7,134 yards)		
Field: 156	Cut at: 148	78 players advanced

Course Avg	Under Par	At Par	Over Par	Round Leader	Low Round	Shaun Micheel
Round 1: 75.01	12	9	135	Mickelson, Pamplung	66 - P. Mickelson, R. Pamplung	69 - T-6th
Round 2: 74.90	5	9	137	Shaul Micheel	68 - S. Micheel, J. Coceres	137 - (68) 1st
Round 3: 72.27	12	9	49	Micheel, Campbell	65 - Chad Campbell	206 - (69) T-1st
Round 4: 73.90	5	5	60	Shaun Micheel	68 - K. Perry, N. Fasth	276 - (70) 1st
Totals: 74.31	34	32	381			

Championship Summary

Place	Name	Score	Winnings	Place	Name	Score	Winnings	Place	Name	Score	Winnings
1	Shaun Micheel	69-68-69-70-276	\$1,080,000	T-51	Jose Coceres	73-68-78-76-295	\$13,320	Cut	John Rollins	78-73-151	\$2,000
2	Chad Campbell	69-72-65-72-278	\$648,000	T-51	Len Mattiace	74-70-75-76-295	\$13,320	Cut	Ben Curtis	75-76-151	\$2,000
3	Tim Clark	72-70-68-69-279	\$408,000	T-51	Gary Evans	74-74-71-76-295	\$13,320	Cut	Jeff Maggert	79-73-152	\$2,000
4	Alex Cejka	74-69-68-69-280	\$288,000	56	Chris DiMarco	74-71-78-73-296	\$12,700	Cut	Scott Porter	80-72-152	\$2,000
T-5	Jay Haas	70-74-69-69-282	\$214,000	T-57	Bernhard Langer	75-72-75-75-297	\$12,450	Cut	JC Anderson	76-76-152	\$2,000
T-5	Ernie Els	71-70-70-71-282	\$214,000	T-57	Scott Hoch	75-72-73-77-297	\$12,450	Cut	Phillip Price	77-75-152	\$2,000
T-7	Loren Roberts	70-73-70-71-284	\$175,667	T-57	Bob Estes	71-76-73-77-297	\$12,450	Cut	Stewart Cink	79-73-152	\$2,000
T-7	Fred Funk	69-73-70-72-284	\$175,667	T-57	Aaron Baddeley	69-77-73-78-297	\$12,450	Cut	Chip Sullivan	74-78-152	\$2,000
T-7	Mike Weir	68-71-70-75-284	\$175,667	T-61	Billy Mayfair	76-72-78-72-298	\$12,000	Cut	Jerry Kelly	78-75-153	\$2,000
T-10	Niclas Fasth	76-70-71-68-285	\$135,500	T-61	Eduardo Romero	77-71-76-74-298	\$12,000	Cut	Justin Leonard	79-75-154	\$2,000
T-10	Kenny Perry	75-72-70-68-285	\$135,500	T-61	Phil Tataurangi	72-71-78-77-298	\$12,000	Cut	Ken Schall	80-74-154	\$2,000
T-10	Charles Howell III	70-72-70-73-285	\$135,500	T-61	Ian Poulter	72-75-72-79-298	\$12,000	Cut	Tim Thelen	75-79-154	\$2,000
T-10	Billy Andrade	67-72-72-74-285	\$135,500	T-61	Jonathan Kaye	74-73-72-79-298	\$12,000	Cut	Jeff Sluman	75-79-154	\$2,000
T-14	Scott McCarron	74-70-71-71-286	\$98,250	66	Paul Casey	79-69-75-76-299	\$11,700	Cut	Robert Karlsson	75-79-154	\$2,000
T-14	Tim Herron	69-72-71-71-286	\$98,250	67	Bob Burns	72-76-70-82-300	\$11,600	Cut	Jeffrey Lankford	78-76-154	\$2,000
T-14	Rod Pamplung	66-74-73-73-286	\$98,250	68	Rory Sabbatini	71-75-75-81-302	\$11,500	Cut	Dean Wilson	78-77-155	\$2,000
T-14	Robert Gamez	70-73-70-73-286	\$98,250	T-69	K.J. Choi	74-74-80-76-304	\$11,350	Cut	Mark O'Meara	73-82-155	\$2,000
T-18	Rocco Mediate	72-74-71-70-287	\$73,000	T-69	Michael Campbell	74-71-80-79-304	\$11,350	Cut	Dave Tentis	79-76-155	\$2,000
T-18	Jim Furyk	72-74-69-72-287	\$73,000	Cut	Dan Forsman	75-74-149	\$2,000	Cut	Anders Hansen	78-77-155	\$2,000
T-18	Carlos Franco	73-73-69-72-287	\$73,000	Cut	Darren Clarke	79-70-149	\$2,000	Cut	Justin Rose	77-78-155	\$2,000
T-18	Kevin Sutherland	69-74-71-73-287	\$73,000	Cut	Scott Verplank	77-72-149	\$2,000	Cut	Stephen Ames	82-74-156	\$2,000
T-18	Toshi Izawa	71-72-71-73-287	\$73,000	Cut	Greg Norman	79-70-149	\$2,000	Cut	C. Montgomerie	82-74-156	\$2,000
T-23	Stuart Appleby	74-73-71-70-288	\$52,000	Cut	Sergio Garcia	72-77-149	\$2,000	Cut	Tim Petrovic	82-75-157	\$2,000
T-23	Luke Donald	73-72-71-72-288	\$52,000	Cut	Stephen Leaney	73-76-149	\$2,000	Cut	Dino Lucchesi	79-78-157	\$2,000
T-23	Adam Scott	72-69-72-75-288	\$52,000	Cut	Paul McGinley	73-76-149	\$2,000	Cut	Craig Parry	79-78-157	\$2,000
T-23	Phil Mickelson	66-75-72-75-288	\$52,000	Cut	Davis Love III	74-75-149	\$2,000	Cut	Rich Beem	82-75-157	\$2,000
T-27	Geoff Ogilvy	71-71-77-70-289	\$43,000	Cut	Thomas Bjorn	78-71-149	\$2,000	Cut	Steve Schneider	77-80-157	\$2,000
T-27	Woody Austin	72-73-69-75-289	\$43,000	Cut	Paul Azinger	73-76-149	\$2,000	Cut	Mike Schuchart	77-81-158	\$2,000
T-29	David Toms	75-72-71-72-290	\$36,600	Cut	Gene Sauers	72-77-149	\$2,000	Cut	Andre Stolz	75-83-158	\$2,000
T-29	Todd Hamilton	70-74-73-73-290	\$36,600	Cut	Greg Owen	77-73-150	\$2,000	Cut	Michael Combs	79-79-158	\$2,000
T-29	Peter Lonard	74-74-69-73-290	\$36,600	Cut	Bradley Dredge	75-75-150	\$2,000	Cut	Cary Sciorra	76-82-158	\$2,000
T-29	Padraig Harrington	72-76-69-73-290	\$36,600	Cut	Tom Lehman	75-75-150	\$2,000	Cut	Bob Sowards	81-78-159	\$2,000
T-29	Frank Lickliter II	71-72-71-76-290	\$36,600	Cut	Steve Lowery	75-75-150	\$2,000	Cut	Jonathan Byrd	80-79-159	\$2,000
T-34	Jesper Parnevik	73-72-72-74-291	\$29,000	Cut	Tom Watson	75-75-150	\$2,000	Cut	Skip Kendall	80-79-159	\$2,000
T-34	J.L. Lewis	71-75-71-74-291	\$29,000	Cut	Peter Jacobsen	73-77-150	\$2,000	Cut	Rick Schuller	79-80-159	\$2,000
T-34	Fred Couples	74-71-72-74-291	\$29,000	Cut	Mathias Gronberg	76-74-150	\$2,000	Cut	Ron Philo Jr.	82-78-160	\$2,000
T-34	Lee Janzen	68-74-72-77-291	\$29,000	Cut	Fredrik Jacobson	76-74-150	\$2,000	Cut	Ricardo Gonzalez	77-83-160	\$2,000
T-34	Vijay Singh	69-73-70-79-291	\$29,000	Cut	Carl Pettersson	74-76-150	\$2,000	Cut	Sean Farren	79-81-160	\$2,000
T-39	Joe Durant	71-76-75-70-292	\$22,000	Cut	Shingo Katayama	75-75-150	\$2,000	Cut	Toru Taniguchi	82-79-161	\$2,000
T-39	Mark Calcavecchia	73-71-76-72-292	\$22,000	Cut	Don Berry	74-76-150	\$2,000	Cut	Pierre Fulke	81-80-161	\$2,000
T-39	Robert Allenby	70-77-73-72-292	\$22,000	Cut	Hank Kuehne	70-81-151	\$2,000	Cut	John Guyton	80-81-161	\$2,000
T-39	Tiger Woods	74-72-73-73-292	\$22,000	Cut	Retief Goosen	77-74-151	\$2,000	Cut	Brad Faxon	82-79-161	\$2,000
T-39	Hal Sutton	75-71-67-79-292	\$22,000	Cut	Brian Davis	73-78-151	\$2,000	Cut	Dave Spengler	81-80-161	\$2,000
T-39	Briny Baird	73-71-67-81-292	\$22,000	Cut	Kevin Burton	78-73-151	\$2,000	Cut	Alan Morin	84-79-163	\$2,000
T-45	Angel Cabrera	71-76-72-74-293	\$17,500	Cut	Mark Brooks	77-74-151	\$2,000	Cut	Terry Hatch	84-81-165	\$2,000
T-45	Duffy Waldorf	70-75-72-76-293	\$17,500	Cut	Rob Labritz	76-75-151	\$2,000	Cut	Tim Fleming	84-83-167	\$2,000
T-45	Tom Pernice Jr.	70-71-72-80-293	\$17,500	Cut	Ignacio Garrido	75-76-151	\$2,000	Cut	Kirk Triplett	76	
T-48	Ben Crane	73-73-76-72-294	\$14,733	Cut	Lee Westwood	73-78-151	\$2,000	Cut	John Huston	79	
T-48	Trevor Immelman	74-70-77-73-294	\$14,733	Cut	Alastair Forsyth	73-78-151	\$2,000	Cut	Wayne DeFrancesco	79	
T-48	Shigeki Maruyama	75-72-73-74-294	\$14,733	Cut	Chris Riley	73-78-151	\$2,000	Cut	David Duval	80	
T-51	José Maria Olazábal	74-74-76-71-295	\$13,320	Cut	Bob Tway	78-73-151	\$2,000	Cut	John Jacobs	87	
T-51	Brian Gay	74-74-75-72-295	\$13,320	Cut	John Daly	76-75-151	\$2,000				

2002 Rich Beem answered every challenge on his way to winning the 84th PGA Championship and withstood a furious charge by the game's best player, Tiger Woods, to cart off the Wanamaker Trophy at Hazeltine National Golf Club.

Beem earned \$990,000 for the third victory of his improbable four-year career – and second in two starts. On one Sunday in Minnesota, it was Woods who came up short. He trailed Beem by two strokes at the start of the round, pulled within one but could get no closer. Beem posted a 4-under-par 68 for a winning total of 10-under-par 278 and one better than Woods, who closed with a 67. Beem became the 12th champion of the last 15 PGA Championships to claim his first major title. Beem is the fourth son of a PGA Professional to win the PGA Championship. He is joined by Jack Burke Jr. (1955), Dave Marr (1965) and Davis Love III (1997). Beem is the son of Larry Beem, a PGA Life Member and teaching professional, who is the golf coach at New Mexico State in Las Cruces, N.M. Larry was a standout collegiate player at New Mexico State in the 1960s, and his son followed as a player at New Mexico State.

Champion: Rich Beem, El Paso, Texas		
Site: Hazeltine National Golf Club, Chaska, Minn.		
Date: Aug. 15-18		Purse: \$5,500,000
Par: 36-36-72 (7,355 yards)		
Field: 156	Cut at 148	72 players advanced



Course Avg	Under Par	At Par	Over Par	Round Leader	Low Round	Rich Beem
Round 1: 75.26	21	16	119	Fred Funk, Jim Furyk	68 - Fred Funk, Jim Furyk	72 - T-22nd
Round 2: 74.36	32	7	116	R. Beem, R. Goosen, M. Calcavecchia, F. Funk, J. Leonard	66 - Rich Beem, Justin Leonard, Robert Allenby	138 - (66) T-1st
Round 3: 75.83	4	6	61	Justin Leonard	69 - Justin Leonard	210 - (72) 2nd
Round 4: 73.28	22	7	42	Rich Beem	67 - Tiger Woods, Tom Watson	278 - (68) 1st
Totals: 74.735	79	36	338			

Championship Summary

Place	Name	Score	Winnings	Place	Name	Score	Winnings	Place	Name	Score	Winnings
1	Rich Beem	72-66-72-68-278	\$990,000	T-53	Toshi Izawa	72-73-75-78-298	\$11,743	Cut	Rick Hartmann	79-73-152	\$2,000
2	Tiger Woods	71-69-72-67-279	\$594,000	T-53	Greg Norman	71-74-73-80-298	\$11,743	Cut	Craig Parry	75-77-152	\$2,000
3	Chris Riley	71-70-72-70-283	\$374,000	T-53	Chris Smith	75-73-72-78-298	\$11,743	Cut	Bruce Zabriski	75-77-152	\$2,000
T-4	Fred Funk	68-70-73-73-284	\$235,000	T-53	Cameron Beckman	74-71-75-78-298	\$11,743	Cut	Steve Stricker	74-78-152	\$2,000
T-4	Justin Leonard	72-66-69-77-284	\$235,000	T-53	Tim Clark	72-74-76-76-298	\$11,743	Cut	Colin Montgomerie	74-78-152	\$2,000
6	Rocco Mediate	72-73-70-70-285	\$185,000	T-53	Brian Gay	73-74-78-73-298	\$11,743	Cut	Carl Paulson	73-79-152	\$2,000
7	Mark Calcavecchia	70-68-74-74-286	\$172,000	T-60	Joe Durant	74-71-79-75-299	\$11,200	Cut	Shingo Katayama	74-78-152	\$2,000
8	Vijay Singh	71-74-74-68-287	\$159,000	T-60	Nick Faldo	71-76-74-78-299	\$11,200	Cut	Anders Hansen	79-73-152	\$2,000
9	Jim Furyk	68-73-76-71-288	\$149,000	T-60	Hal Sutton	73-73-75-78-299	\$11,200	Cut	Toru Taniguchi	75-77-152	\$2,000
T-10	Steve Lowery	71-71-73-74-289	\$110,714	63	J.J. Henry	78-70-77-76-301	\$11,000	Cut	Matt Kuchar	78-74-152	\$2,000
T-10	Sergio Garcia	75-73-73-68-289	\$110,714	T-64	Joey Sindelar	77-71-78-76-302	\$10,750	Cut	Carl Pettersson	77-75-152	\$2,000
T-10	Ricardo Gonzalez	74-73-71-71-289	\$110,714	T-64	Don Berry	76-71-80-75-302	\$10,750	Cut	John Daly	77-76-153	\$2,000
T-10	Robert Allenby	76-66-77-70-289	\$110,714	T-64	J.P. Hayes	73-75-78-76-302	\$10,750	Cut	Billy Mayfair	77-76-153	\$2,000
T-10	Stewart Cink	74-74-72-69-289	\$110,714	T-64	Matt Gogel	74-73-83-72-302	\$10,750	Cut	Peter O'Malley	79-74-153	\$2,000
T-10	Jose Coceres	72-71-72-74-289	\$110,714	68	David Tantis	76-72-78-78-304	\$10,500	Cut	Tim Thelen	75-78-153	\$2,000
T-10	Pierre Fulke	72-68-78-71-289	\$110,714	69	Jose Maria Olazabal	73-75-77-80-305	\$10,400	Cut	Frank Lickliter II	77-76-153	\$2,000
T-17	Charles Howell III	72-69-80-69-290	\$72,000	70	Pat Perez	77-71-85-76-309	\$10,300	Cut	Paul McGinley	74-79-153	\$2,000
T-17	Peter Lonard	69-73-75-73-290	\$72,000	71	Thomas Levett	78-70-82-80-310	\$10,200	Cut	Rob Labritz	78-75-153	\$2,000
T-17	Steve Flesch	72-74-73-71-290	\$72,000	Cut	J.L. Lewis	76-73-149	\$2,000	Cut	Mark Brooks	75-79-154	\$2,000
T-17	Stuart Appleby	73-74-74-69-290	\$72,000	Cut	Larry Nelson	76-73-149	\$2,000	Cut	Mike Gilmore	78-76-154	\$2,000
T-17	Padraig Harrington	71-73-74-72-290	\$72,000	Cut	Nick Price	72-77-149	\$2,000	Cut	Scott Hoch	80-75-155	\$2,000
22	Heath Slocum	73-74-75-69-291	\$57,000	Cut	Scott Verplank	77-72-149	\$2,000	Cut	Jeff Maggert	78-77-155	\$2,000
23	Retief Goosen	69-69-79-75-292	\$44,250	Cut	Fuzzy Zoeller	76-73-149	\$2,000	Cut	David Peoples	79-76-155	\$2,000
T-23	Justin Rose	69-73-76-74-292	\$44,250	Cut	Ian Leggatt	75-74-149	\$2,000	Cut	Robert Thompson	78-77-155	\$2,000
T-23	Jeff Sluman	70-75-74-73-292	\$44,250	Cut	Thomas Bjorn	74-75-149	\$2,000	Cut	Jesper Parnevik	82-73-155	\$2,000
T-23	Adam Scott	71-71-76-74-292	\$44,250	Cut	Darren Clarke	79-70-149	\$2,000	Cut	Jeffrey Lankford	80-76-156	\$2,000
T-23	Michael Campbell	73-70-77-72-292	\$44,250	Cut	Paul Lawrie	75-74-149	\$2,000	Cut	Joseph Klincek	79-77-156	\$2,000
T-23	Bernhard Langer	70-72-77-73-292	\$44,250	Cut	Greg Owen	76-73-149	\$2,000	Cut	Scott Laycock	80-76-156	\$2,000
T-29	Kenny Perry	73-68-78-74-293	\$33,500	Cut	Rory Sabbatini	74-75-149	\$2,000	Cut	Niclas Fasth	79-77-156	\$2,000
T-29	Tom Lehman	71-72-77-73-293	\$33,500	Cut	K.J. Choi	78-71-149	\$2,000	Cut	Barry Evans	80-76-156	\$2,000
T-29	Brad Faxon	74-72-75-72-293	\$33,500	Cut	Paul Azinger	76-74-150	\$2,000	Cut	Jim Carter	74-83-157	\$2,000
T-29	Kirk Triplett	75-69-79-70-293	\$33,500	Cut	Jay Haas	77-73-150	\$2,000	Cut	Bob Estes	81-76-157	\$2,000
T-29	Craig Perks	72-76-74-71-293	\$33,500	Cut	Skip Kendall	74-76-150	\$2,000	Cut	Craig Stevens	82-75-157	\$2,000
T-34	Ernie Els	72-71-75-76-294	\$26,300	Cut	Eduardo Romero	73-77-150	\$2,000	Cut	Curtis Strange	81-76-157	\$2,000
T-34	Phil Mickelson	76-72-78-68-294	\$26,300	Cut	Bob Tway	74-76-150	\$2,000	Cut	Dudley Hart	82-75-157	\$2,000
T-34	Neal Lancaster	72-76-74-74-294	\$26,300	Cut	Duffy Waldorf	77-73-150	\$2,000	Cut	Tim Fleming	77-81-158	\$2,000
T-34	Mike Weir	73-74-77-70-294	\$26,300	Cut	Ian Woosnam	77-73-150	\$2,000	Cut	Lee Westwood	75-83-158	\$2,000
T-34	David Duval	71-77-76-70-294	\$26,300	Cut	Jerry Kelly	77-73-150	\$2,000	Cut	Buddy Harston	76-83-159	\$2,000
T-39	John Huston	74-74-75-72-295	\$21,500	Cut	Spike McRoy	74-76-150	\$2,000	Cut	Tim Weinhart	77-82-159	\$2,000
T-39	Chris DiMarco	76-69-77-73-295	\$21,500	Cut	Chad Campbell	74-76-150	\$2,000	Cut	Phillip Price	76-83-159	\$2,000
T-39	Scott McCarron	73-71-79-72-295	\$21,500	Cut	Dean Wilson	74-76-150	\$2,000	Cut	Alan Morin	82-77-159	\$2,000
T-39	Joel Edwards	73-74-77-71-295	\$21,500	Cut	Jonathan Kaye	77-73-150	\$2,000	Cut	Paul Casey	85-74-159	\$2,000
T-43	Briny Baird	79-69-73-75-296	\$17,000	Cut	John Rollins	77-73-150	\$2,000	Cut	Wayne DeFrancesco	78-82-160	\$2,000
T-43	Soren Hansen	73-69-78-76-296	\$17,000	Cut	David Gossett	72-78-150	\$2,000	Cut	Steve Schneider	86-76-162	\$2,000
T-43	Loren Roberts	77-70-77-72-296	\$17,000	Cut	Sean Farren	74-76-150	\$2,000	Cut	Barry Mahberg	80-86-166	\$2,000
T-43	Kevin Sutherland	72-75-71-78-296	\$17,000	Cut	John Cook	75-76-151	\$2,000	Cut	Kent Stauffer	87-80-167	\$2,000
T-43	Shigeki Maruyama	76-72-75-73-296	\$17,000	Cut	Mark O'Meara	75-76-151	\$2,000	Cut	Kim Thompson	87-80-167	\$2,000
T-48	Davis Love III	70-75-76-76-297	\$13,120	Cut	David Toms	77-74-151	\$2,000	Cut	Tom Dolby	85-94-179	\$2,000
T-48	Len Mattiace	74-73-76-74-297	\$13,120	Cut	Tim Herron	76-75-151	\$2,000	Cut	Bill Porter	86	\$2,000
T-48	Steve Elkington	72-75-76-74-297	\$13,120	Cut	Taiichi Teshima	77-74-151	\$2,000	WD	Stephen Ames	73-74-147	\$2,000
T-48	Angel Cabrera	71-73-77-76-297	\$13,120	Cut	Billy Andrade	75-77-152	\$2,000				
T-48	Tom Watson	76-71-83-67-297	\$13,120	Cut	James Blair	74-78-152	\$2,000				
T-53	Lee Janzen	70-76-77-75-298	\$11,743	Cut	Robert Gamez	76-76-152	\$2,000				

2001 David Toms used a pair of momentous strokes, nearly 24 hours apart, to capture the first major championship of his 12-year professional career. In the third round, Toms set the tone for a pulsating final 18 holes by hitting a 5-wood tee shot 243 yards and into the hole on the par-3 15th. It was the longest ace in a major championship and the first time a hole-in-one produced the eventual PGA Champion.

Toms never surrendered the lead in the final round, but was tied several times by Phil Mickelson, the last after a birdie chip from 45 feet on the 15th. Mickelson then three-putted the 16th to give Toms the lead again and set up a dramatic final-hole decision on the treacherous par-4, 490-yard 18th. Toms hit his drive right of the fairway into the first cut of rough and 209 yards from the hole. He reached for a wedge and laid up to within 88 yards and short of the water. From there, he hit a lob wedge to what he later estimated to be 12 feet from the hole. Mickelson lagged a 25-foot birdie putt two rolls short of the hole. Toms then stroked home his winning par putt.

With a steady, closing 1-under-par 69, Toms shattered the PGA and major championship 72-hole scoring records. His 15-under-par 265 broke the 1993 British Open aggregate total by Greg Norman (267) and the PGA Championship standards set in 1995 by Steve Elkington and Colin Montgomerie (267). Elkington captured that year's title in a one-hole playoff.



Champion: David Toms, Shreveport, La.		
Site: The Atlanta Athletic Club, Duluth, Ga.		
Date: Aug. 16-19		Purse: \$5,200,000
Par: 35-35-70 (7,213 yards)		
Field: 150	Cut at: 141	76 players advanced

	Course Avg	Under Par	At Par	Over Par	Round Leader	Low Round	David Toms
Round 1:	71.28	55	14	81	Grant Waite	64 - Grant Waite	66 - T-2nd
Round 2:	71.28	50	17	82	D. Toms, S. Katayama	63 - Mark O'Meara	131 - (65) T-1st
Round 3:	70.95	21	9	46	David Toms	65 - David Toms, Davis Love	196 - (65) 1st
Round 4:	71.03	20	15	40	David Toms	65 - Mark Calcavecchia	265 - (69) 1st
Totals:	71.206	146	55	249			

Championship Summary


Place	Name	Score	Winnings	Place	Name	Score	Winnings	Place	Name	Score	Winnings
1	David Toms	66-65-65-69-265	\$936,000	T-51	Frank Lickliter II	71-69-71-71-282	\$11,344	Cut	Tim Thelen	74-71-145	\$2,000
2	Phil Mickelson	66-66-66-68-266	\$562,000	T-51	Tom Pernice Jr.	69-69-74-70-282	\$11,344	Cut	Eduardo Romero	73-72-145	\$2,000
3	Steve Lowery	67-67-66-68-268	\$354,000	T-51	Vijay Singh	73-68-70-71-282	\$11,344	Cut	Steve Schneider	72-74-146	\$2,000
T-4	Shingo Katayama	67-64-69-70-270	\$222,500	T-51	Chris Riley	68-71-73-70-282	\$11,344	Cut	Notah Begay III	78-68-146	\$2,000
T-4	Mark Calcavecchia	71-68-66-65-270	\$222,500	T-51	Scott Dunlap	69-72-70-71-282	\$11,344	Cut	Ian Poulter	73-73-146	\$2,000
6	Billy Andrade	68-70-68-66-272	\$175,000	T-51	Nick Faldo	67-74-71-70-282	\$11,344	Cut	Tim Herron	72-74-146	\$2,000
T-7	Scott Verplank	69-68-70-67-274	\$152,333	T-51	Joe Durant	68-71-72-71-282	\$11,344	Cut	Dennis Paulson	73-73-146	\$2,000
T-7	Scott Hoch	68-70-69-67-274	\$152,333	T-59	Brad Faxon	66-70-74-73-283	\$10,650	Cut	Franklin Langham	70-76-146	\$2,000
T-7	Jim Furyk	70-64-71-69-274	\$152,333	T-59	Grant Waite	64-74-73-72-283	\$10,650	Cut	Harrison Frazier	73-73-146	\$2,000
T-10	Justin Leonard	70-69-67-69-275	\$122,000	T-59	Phillip Price	68-69-76-70-283	\$10,650	Cut	John Aber	74-73-147	\$2,000
T-10	Kirk Triplett	68-70-71-66-275	\$122,000	T-59	Stewart Cink	68-72-71-72-283	\$10,650	Cut	Robert Karlsson	74-73-147	\$2,000
T-10	David Duval	66-68-67-74-275	\$122,000	T-63	Thomas Bjorn	67-71-73-73-284	\$10,300	Cut	Tim Fleming	75-72-147	\$2,000
T-13	Ernie Els	67-67-70-72-276	\$94,667	T-63	Jonathan Kaye	67-68-78-71-284	\$10,300	Cut	John Mazza	70-77-147	\$2,000
T-13	Steve Flesch	73-67-70-66-276	\$94,667	T-63	Skip Kendall	72-67-73-72-284	\$10,300	Cut	Duffy Waldorf	75-72-147	\$2,000
T-13	Jesper Parnevik	70-68-70-68-276	\$94,667	T-66	Rocco Mediate	71-65-73-76-285	\$9,950	Cut	Mark Brown	75-73-148	\$2,000
T-16	Mike Weir	69-72-66-70-277	\$70,667	T-66	Steve Stricker	75-65-75-70-285	\$9,950	Cut	Jeff Sluman	72-76-148	\$2,000
T-16	Dudley Hart	66-68-73-70-277	\$70,667	T-66	Robert Damron	68-73-71-73-285	\$9,950	Cut	Miguel A. Jimenez	74-74-148	\$2,000
T-16	Jose Coceres	69-68-73-67-277	\$70,667	T-66	Tom Watson	69-70-76-70-285	\$9,950	Cut	Michael Clark II	70-78-148	\$2,000
T-16	Stuart Appleby	66-70-68-73-277	\$70,667	T-70	Scott McCarron	69-67-73-77-286	\$9,725	Cut	Chris Perry	74-74-148	\$2,000
T-16	Chris DiMarco	68-67-71-71-277	\$70,667	T-70	Fred Funk	66-74-71-75-286	\$9,725	Cut	John Daly	72-77-149	\$2,000
T-16	Robert Allenby	69-67-73-68-277	\$70,667	72	John Huston	67-68-75-77-287	\$9,650	Cut	Padraig Harrington	75-74-149	\$2,000
T-22	Shigeki Maruyama	68-72-71-67-278	\$44,286	73	Bob May	71-70-76-74-291	\$9,600	Cut	Pierre Fulke	71-78-149	\$2,000
T-22	Brian Gay	70-68-69-71-278	\$44,286	74	Paul Slankowski	67-71-76-79-293	\$9,550	Cut	Mathias Gronberg	75-74-149	\$2,000
T-22	Mark O'Meara	72-63-70-73-278	\$44,286	75	Steve Pate	71-69-71-83-294	\$9,500	Cut	Craig Stevens	73-76-149	\$2,000
T-22	Paul Azinger	68-67-69-74-278	\$44,286	Cut	Garrett Willis	70-72-142	\$2,000	Cut	Wayne DeFrancesco	76-74-150	\$2,000
T-22	Paul McGinley	68-72-71-67-278	\$44,286	Cut	Mark Brooks	71-71-142	\$2,000	Cut	Toru Taniguchi	72-78-150	\$2,000
T-22	Briny Baird	70-69-72-67-278	\$44,286	Cut	Larry Nelson	68-74-142	\$2,000	Cut	Jim Woodward	77-73-150	\$2,000
T-22	Charles Howell III	71-67-69-71-278	\$44,286	Cut	Darren Clarke	73-69-142	\$2,000	Cut	Darrell Kestner	73-77-150	\$2,000
T-29	K.J. Choi	66-68-72-73-279	\$29,438	Cut	Bernhard Langer	69-73-142	\$2,000	Cut	Bob Sowards	78-72-150	\$2,000
T-29	Nick Price	71-67-71-70-279	\$29,438	Cut	Stephen Keppler	72-70-142	\$2,000	Cut	Ken Schall	74-77-151	\$2,000
T-29	Niclas Fasth	66-69-72-72-279	\$29,438	Cut	Jeff Maggert	70-72-142	\$2,000	Cut	Joe Ozaki	78-73-151	\$2,000
T-29	Carlos Franco	67-72-71-69-279	\$29,438	Cut	Olin Browne	70-72-142	\$2,000	Cut	Mark McNulty	71-80-151	\$2,000
T-29	Chris Smith	69-71-68-71-279	\$29,438	Cut	Adam Scott	71-72-143	\$2,000	Cut	Jeffrey Lankford	77-74-151	\$2,000
T-29	Bob Tway	69-69-71-70-279	\$29,438	Cut	Loren Roberts	74-69-143	\$2,000	Cut	Curtis Strange	74-77-151	\$2,000
T-29	Greg Norman	70-68-71-70-279	\$29,438	Cut	Brett Quigley	71-72-143	\$2,000	Cut	Michael Campbell	72-79-151	\$2,000
T-29	Tiger Woods	73-67-69-70-279	\$29,438	Cut	Jerry Pate	73-70-143	\$2,000	Cut	Larry Emery	74-78-152	\$2,000
T-37	José María Olazábal	71-70-68-71-280	\$21,000	Cut	Glenn Day	74-69-143	\$2,000	Cut	Hidemichi Tanaka	80-73-153	\$2,000
T-37	Andrew Coltart	67-72-71-70-280	\$21,000	Cut	Gary Orr	73-70-143	\$2,000	Cut	Steve Brady	77-76-153	\$2,000
T-37	Bob Estes	67-65-75-73-280	\$21,000	Cut	David Gossett	72-71-143	\$2,000	Cut	James Blair	80-74-154	\$2,000
T-37	Relief Goosen	69-70-66-75-280	\$21,000	Cut	Sergio Garcia	68-75-143	\$2,000	Cut	Rory Sabbatini	78-76-154	\$2,000
T-37	Davis Love III	71-67-65-77-280	\$21,000	Cut	Tom Kite	72-71-143	\$2,000	Cut	Mark Mielke	80-77-157	\$2,000
T-37	Angel Cabrera	69-69-70-72-280	\$21,000	Cut	Paul Lawrie	69-74-143	\$2,000	Cut	Dean Prowse	78-79-157	\$2,000
T-37	Fred Couples	70-69-70-71-280	\$21,000	Cut	Kevin Sutherland	73-70-143	\$2,000	Cut	Mike Northern	78-79-157	\$2,000
T-44	Andy Oldcorn	73-67-74-67-281	\$14,250	Cut	Lee Janzen	70-74-144	\$2,000	Cut	Bill Loeffler	78-81-159	\$2,000
T-44	Rick Schuller	68-70-72-71-281	\$14,250	Cut	Tom Lehman	72-72-144	\$2,000	Cut	Robert Wilkin	86-75-161	\$2,000
T-44	Kenny Perry	68-70-71-72-281	\$14,250	Cut	Nick O'Hern	73-72-145	\$2,000	Cut	Lanny Wadkins	86-85-171	\$2,000
T-44	Hal Sutton	67-71-73-70-281	\$14,250	Cut	Bruce Zabriski	69-76-145	\$2,000	DQ	Colin Montgomerie	71-69-74-71-285	
T-44	Jerry Kelly	69-67-72-73-281	\$14,250	Cut	Len Mattiace	74-71-145	\$2,000	WD	Steve Elkington	77	
T-44	Greg Chalmers	68-70-69-74-281	\$14,250	Cut	Don Berry	73-72-145	\$2,000				
T-44	Lee Westwood	71-68-68-74-281	\$14,250	Cut	Carl Paulson	72-73-145	\$2,000				
T-51	Ian Woosnam	71-70-73-68-282	\$11,344	Cut	Billy Mayfair	73-72-145	\$2,000				

2000 Tiger Woods had chased the records Bob May set in the Southern California junior golf ranks, but the twosome had never faced one another in competition. That drought ended before a world stage in the 82nd PGA Championship at Valhalla Golf Club in Louisville, Ky.

Woods and May duelled through the final round and then finished in a three-hole playoff. Both played brilliantly down the stretch, each posting a bogey-free 31 on the back nine.

Woods, pushed to the limit, reached down for something extra. He birdied the final two holes in regulation and the first hole (the 16th) in the Championship's first-ever three-hole aggregate score playoff. From there, Woods made memorable par saves on the final two holes to earn his second Wanamaker Trophy. He became the first player since Ben Hogan in 1953 to win three major titles in one year. Woods erased a PGA jinx of capturing back-to-back Championships. Woods also became the first to do so since Denny Shute (1936-37) and is the first to repeat in the stroke (medal) play era of the Championship that began in 1958. Woods was tested from the beginning, losing his one-stroke margin through 54 holes, with a rare bogey on the par-5 second hole.

Woods didn't clinch his fifth major championship until May missed a 30-foot birdie putt by inches on the final hole of the playoff.



Champion: Tiger Woods, Orlando, Fla.		
Site: Valhalla Golf Club, Louisville, Ky.		
Date: Aug. 17-20		Purse: \$5,000,000
Par: 36-36-72 (7,167 yards)		
Field: 150	Cut at 147	80 players advanced

	Course Avg	Under Par	At Par	Over Par	Round Leader	Low Round	Tiger Woods
Round 1:	74.79	21	20	109	T. Woods, S. Dunlap	66 - Tiger Woods, Scott Dunlap	66 - T-1st
Round 2:	73.08	51	16	77	Tiger Woods	66 - Bob May, Notah Begay	133 - (67) 1st
Round 3:	71.00	53	5	22	Tiger Woods	63 - José Maria Olazábal	203 - (70) 1st
Round 4:	71.33	47	6	27	T. Woods, B. May	65 - Lee Janzen	270 - (67) T-1st
Totals:	73.978	172	47				

Championship Summary


Place	Name	Score	Winnings	Place	Name	Score	Winnings	Place	Name	Score	Winnings
1	Tiger Woods	66-67-70-67-270	\$900,000	T-51	Glen Day	76-71-71-71-289	\$10,964	Cut	Paul McGinley	74-75-149	\$2,000
2	Bob May	72-66-66-66-270	\$540,000	T-51	Steve Lowery	73-74-73-69-289	\$10,964	Cut	Nick Price	77-72-149	\$2,000
3	Thomas Bjorn	72-68-67-68-275	\$340,000	T-51	Brian Watts	72-74-73-70-289	\$10,964	Cut	Hal Sutton	74-75-149	\$2,000
T-4	Stuart Appleby	70-69-68-69-276	\$198,667	T-51	Nick Faldo	79-68-69-73-289	\$10,964	Cut	Ted Tryba	75-74-149	\$2,000
T-4	Greg Chalmers	71-69-66-70-276	\$198,667	T-51	Jonathan Kaye	69-74-71-75-289	\$10,964	Cut	Scott Verplank	75-74-149	\$2,000
T-4	José Maria Olazábal	76-68-63-69-276	\$198,667	T-51	Jesper Parnevik	72-74-70-73-289	\$10,964	Cut	Russ Cochran	74-76-150	\$2,000
7	Franklin Langham	72-71-65-69-277	\$157,000	T-58	Carlos Franco	72-74-74-70-290	\$10,250	Cut	Ed Sabo	78-72-150	\$2,000
8	Notah Begay III	72-66-70-70-278	\$145,000	T-58	Padraig Harrington	75-72-69-74-290	\$10,250	Cut	Bob Tway	77-73-150	\$2,000
T-9	Darren Clarke	68-72-72-67-279	\$112,500	T-58	Joe Ogilvie	73-74-71-72-290	\$10,250	Cut	Shawn Kelly	74-77-151	\$2,000
T-9	Scott Dunlap	66-68-70-75-279	\$112,500	T-58	Dennis Paulson	72-75-70-73-290	\$10,250	Cut	Todd M. Smith	78-73-151	\$2,000
T-9	Fred Funk	69-68-74-68-279	\$112,500	T-58	Loren Roberts	74-72-71-73-290	\$10,250	Cut	Mathias Gronberg	78-74-152	\$2,000
T-9	Davis Love III	68-69-72-70-279	\$112,500	T-58	Curtis Strange	72-70-76-72-290	\$10,250	Cut	Karl Kimball	75-77-152	\$2,000
T-9	Phil Mickelson	70-70-69-70-279	\$112,500	T-64	Bill Glasson	73-74-71-73-291	\$9,700	Cut	Greg Norman	75-77-152	\$2,000
T-9	Tom Watson	76-70-65-68-279	\$112,500	T-64	Wayne Grady	71-74-68-78-291	\$9,700	Cut	Phillip Price	77-75-152	\$2,000
T-15	Stewart Cink	72-71-70-67-280	\$77,500	T-64	Jay Haas	73-74-68-76-291	\$9,700	Cut	Ed Terasa	76-76-152	\$2,000
T-15	Michael Clark II	73-70-67-70-280	\$77,500	T-64	Miguel A. Jimenez	70-77-74-70-291	\$9,700	Cut	Jeff Freeman	76-77-153	\$2,000
T-15	Chris DiMarco	73-70-69-68-280	\$77,500	T-64	Craig Stadler	74-69-71-77-291	\$9,700	Cut	Brent Geiberger	75-78-153	\$2,000
T-15	Lee Westwood	72-72-69-67-280	\$77,500	T-69	Greg Kraft	71-73-75-73-292	\$9,425	Cut	Eduardo Romero	75-78-153	\$2,000
T-19	Robert Allenby	73-71-68-69-281	\$56,200	T-69	Kirk Triplett	76-71-73-72-292	\$9,425	Cut	Steve Stricker	80-73-153	\$2,000
T-19	Angel Cabrera	72-71-71-67-281	\$56,200	71	John Huston	75-72-74-72-293	\$9,350	Cut	Steve Brady	78-76-154	\$2,000
T-19	J.P. Hayes	69-68-68-76-281	\$56,200	T-72	Jim Furyk	74-71-74-75-294	\$9,275	Cut	Jose Coceres	75-79-154	\$2,000
T-19	Lee Janzen	76-70-70-65-281	\$56,200	T-72	Paul Lawrie	75-71-73-75-294	\$9,275	Cut	Robert Gaus	76-78-154	\$2,000
T-19	Tom Kite	70-72-69-70-281	\$56,200	T-74	Robert Damron	72-74-81-70-297	\$9,150	Cut	Corey Pavin	79-75-154	\$2,000
T-24	Paul Azinger	72-71-66-73-282	\$41,000	T-74	Scott Hoch	73-70-75-79-297	\$9,150	Cut	Brad Sherfy	80-74-154	\$2,000
T-24	Steve Jones	72-71-70-69-282	\$41,000	T-74	Billy Mayfair	74-73-76-74-297	\$9,150	Cut	Greg Turner	77-77-154	\$2,000
T-24	Jarmo Sandelin	74-72-68-68-282	\$41,000	77	Rory Sabbatini	74-71-76-78-299	\$9,050	Cut	Robert Wilkin	76-78-154	\$2,000
T-27	Brad Faxon	71-74-70-68-283	\$34,167	78	Jumbo Ozaki	74-71-76-79-300	\$9,000	Cut	Shingo Katayama	76-79-155	\$2,000
T-27	Skip Kendall	72-72-69-70-283	\$34,167	79	Hidemichi Tanaka	72-73-77-79-301	\$8,950	Cut	Craig Parry	80-75-155	\$2,000
T-27	Tom Pernice Jr.	74-69-70-70-283	\$34,167	80	Frank Dobbs	75-72-88-78-313	\$8,900	Cut	Jim Woodward	78-77-155	\$2,000
T-30	Stephen Ames	69-71-71-73-284	\$28,875	Cut	James Blair	75-73-148	\$2,000	Cut	John Daly	74-82-156	\$2,000
T-30	Kenny Perry	78-68-70-68-284	\$28,875	Cut	Jay Don Blake	73-75-148	\$2,000	Cut	Brian Gaffney	79-77-156	\$2,000
T-30	Jean Van De Velde	70-74-69-71-284	\$28,875	Cut	Mark Brown	71-77-148	\$2,000	Cut	Joe Ozaki	81-75-156	\$2,000
T-30	Mike Weir	76-69-68-71-284	\$28,875	Cut	Tim Dunlavey	76-72-148	\$2,000	Cut	Michael Campbell	84-73-157	\$2,000
T-34	Mark Calcavecchia	73-74-71-67-285	\$24,000	Cut	Bob Estes	74-74-148	\$2,000	Cut	Mike Gill	81-77-158	\$2,000
T-34	Ernie Els	74-68-72-71-285	\$24,000	Cut	Steve Flesch	76-72-148	\$2,000	Cut	Kevin Burton	80-79-159	\$2,000
T-34	Sergio Garcia	74-69-73-69-285	\$24,000	Cut	Edward Fryatt	69-79-148	\$2,000	Cut	Lanny Wadkins	76-83-159	\$2,000
T-34	Blaine McCallister	73-71-70-71-285	\$24,000	Cut	Retief Goosen	75-73-148	\$2,000	Cut	Sam Torrance	82-78-160	\$2,000
T-34	Chris Perry	72-74-70-69-285	\$24,000	Cut	Jerry Kelly	74-74-148	\$2,000	Cut	Rick Morton	84-79-163	\$2,000
T-39	Toshi Izawa	73-73-71-69-286	\$20,500	Cut	Andrew Magee	75-73-148	\$2,000	Cut	Tim Thelen	85-79-164	\$2,000
T-39	Colin Montgomerie	74-72-70-70-286	\$20,500	Cut	Jeff Maggert	73-75-148	\$2,000	Cut	Ron Stetten	86-79-165	\$2,000
T-41	Justin Leonard	73-73-71-70-287	\$17,000	Cut	Jack Nicklaus	77-71-148	\$2,000	Cut	Jamie Elliott	87-79-166	\$2,000
T-41	Steve Pate	75-70-74-68-287	\$17,000	Cut	Peter O'Malley	74-74-148	\$2,000	Cut	Tony Kelley	84-83-167	\$2,000
T-41	Jeff Sluman	73-69-72-73-287	\$17,000	Cut	Gary Orr	77-71-148	\$2,000	WD	Rocco Mediate	77	
T-41	Paul Stankowski	75-72-68-72-287	\$17,000	Cut	Vijay Singh	77-71-148	\$2,000	WD	Tom Scherrer	77	
T-41	David Toms	72-68-72-75-287	\$17,000	Cut	Kevin Sutherland	74-74-148	\$2,000	WD	Dudley Hart	79	
T-46	Brian Henninger	70-74-71-73-288	\$12,650	Cut	Ian Woosnam	73-75-148	\$2,000	WD	Tom Lehman	82	
T-46	Bernhard Langer	75-69-73-71-288	\$12,650	Cut	Bob Boyd	74-75-149	\$2,000	WD	Ben Crenshaw	83	
T-46	Shigeki Maruyama	77-69-71-71-288	\$12,650	Cut	Mark Brooks	78-71-149	\$2,000	WD	Jim Carter	85	
T-46	Mark O'Meara	71-72-70-75-288	\$12,650	Cut	Fred Couples	79-70-149	\$2,000				
T-46	Duffy Waldorf	75-70-71-72-288	\$12,650	Cut	Harrison Frazer	75-74-149	\$2,000				
T-51	Andrew Coltart	74-71-73-71-289	\$10,964	Cut	Tim Herron	72-77-149	\$2,000				

1999 Just 23 and with the game of a veteran, Tiger Woods captured the 81st PGA Championship at Medinah (Ill.) Country Club, and may have found his biggest rival as golf heads into the next century. Woods nearly squandered a five-stroke lead before salvaging an even-par 72 for a winning total of 11-under-par 277. His two-putt for par on the 72nd hole was one stroke better than 19-year-old Sergio Garcia of Spain. Woods took home a first-place prize of \$630,000 from a PGA Championship record purse of \$3.5 million. Jay Haas, the 36-hole leader, and Stewart Cink tied for third at 280.

The real drama in the woods of Medinah evolved on the back nine of the final round.

Garcia, who took the first-round lead, is the youngest player to compete in the PGA Championship since Gene Sarazen in 1921. Woods, who won the 1997 Masters title, was competing in his third PGA Championship. He became the fifth-youngest PGA Champion and the youngest since Jack Nicklaus in 1963.

Woods triumphed over the strongest field in the history of golf. A record 92 of the world's top 100 players, featuring 43 international players from 19 countries, competed for the Wanamaker Trophy. One international contestant, left-hander Mike Weir of Canada, tied Woods for the third-round lead. But Weir fell quickly out of contention in the final round and tied for 10th after an 80.



Champion: Tiger Woods, Orlando, Fla.		
Site: Medinah (Ill.) Country Club		
Date: Aug. 12-15		Purse: \$3,500,000
Par: 36-36-72 (7,401 yards)		
Field: 150	Cut at 146	74 players advanced

	Course Avg	Under Par	At Par	Over Par	Round Leader	Low Round	Tiger Woods
Round 1:	73.56	35	22	92	Sergio Garcia	66 - Sergio Garcia	66 - T-10th
Round 2:	73.34	46	13	90	Jay Haas	65 - Skip Kendall	137 - (67) 3rd
Round 3:	73.58	20	7	47	Tiger Woods, Mike Weir	68 - T. Woods, S. Garcia, S. Cink	205 - (68) T-1st
Round 4:	73.78	19	9	45	Tiger Woods	67 - Mark James	277 - (72) 1st
Totals:	73.52	120	51	274			

Championship Summary

Place	Name	Score	Winnings	Place	Name	Score	Winnings	Place	Name	Score	Winnings
1	Tiger Woods	70-67-68-72-277	\$630,000.00	T-49	Vijay Singh	74-70-77-72-293	\$8,180.00	Cut	Jeff Maggert	73-76-149	\$1,750.00
2	Sergio Garcia	66-73-68-71-278	\$378,000.00	T-49	Kirk Triplett	73-70-70-80-293	\$8,180.00	Cut	Greg Norman	75-74-149	\$1,750.00
T-3	Stewart Cink	69-70-68-73-280	\$203,000.00	T-54	J.P. Hayes	68-76-76-74-294	\$7,400.00	Cut	Tom Pernice Jr.	74-75-149	\$1,750.00
T-3	Jay Haas	68-67-75-70-280	\$203,000.00	T-54	Andrew Magee	72-72-77-73-294	\$7,400.00	Cut	Jarmo Sandelin	77-72-149	\$1,750.00
5	Nick Price	70-71-69-71-281	\$129,000.00	T-54	Jeff Sluman	72-73-73-76-294	\$7,400.00	Cut	Chris Tucker	75-74-149	\$1,750.00
T-6	Bob Estes	71-70-72-69-282	\$112,000.00	T-57	Phil Mickelson	72-72-74-77-295	\$7,175.00	Cut	Tom Watson	75-74-149	\$1,750.00
T-6	Colin Montgomerie	72-70-70-70-282	\$112,000.00	T-57	Payne Stewart	75-71-75-74-295	\$7,175.00	Cut	Jim Carter	76-74-150	\$1,750.00
T-8	Jim Furyk	71-70-69-74-284	\$96,500.00	T-57	Bob Tway	73-71-80-71-295	\$7,175.00	Cut	John Cook	74-76-150	\$1,750.00
T-8	Steve Pate	72-70-73-69-284	\$96,500.00	T-57	Mark O'Meara	72-74-73-76-295	\$7,175.00	Cut	Glen Day	74-76-150	\$1,750.00
T-10	M. Angel Jimenez	70-70-75-70-285	\$72,167.00	T-61	Mark Calcavecchia	71-75-76-74-296	\$6,975.00	Cut	Mike Gilmore	74-76-150	\$1,750.00
T-10	Jesper Parnevik	72-70-73-70-285	\$72,167.00	T-61	Brad Faxon	72-73-77-74-296	\$6,975.00	Cut	Frank Lickliter	73-77-150	\$1,750.00
T-10	Corey Pavin	69-74-71-71-285	\$72,167.00	T-61	Greg Kraft	74-70-75-77-296	\$6,975.00	Cut	Jay Overton	75-75-150	\$1,750.00
T-10	Chris Perry	70-73-71-71-285	\$72,167.00	T-61	Bernhard Langer	71-75-74-76-296	\$6,975.00	Cut	Ken Schall	75-75-150	\$1,750.00
T-10	David Duval	70-71-72-72-285	\$72,167.00	T-65	Alexander Cejka	71-73-75-78-297	\$6,800.00	Cut	Robert Allenby	76-75-151	\$1,750.00
T-10	Mike Weir	68-68-69-80-285	\$72,167.00	T-65	Andrew Coltart	72-74-80-71-297	\$6,800.00	Cut	Billy Andrade	75-76-151	\$1,750.00
T-16	Mark Brooks	70-73-70-74-287	\$48,600.00	T-65	Mike Reid	72-74-76-75-297	\$6,800.00	Cut	Stuart Appleby	77-74-151	\$1,750.00
T-16	Gabriel Hjertstedt	72-70-73-72-287	\$48,600.00	T-68	Scott Dunlap	74-72-71-81-298	\$6,675.00	Cut	Ben Crenshaw	77-74-151	\$1,750.00
T-16	Brandt Jobe	69-74-69-75-287	\$48,600.00	T-68	Bruce Zabriski	70-75-77-76-298	\$6,675.00	Cut	Tim Herron	74-77-151	\$1,750.00
T-16	Greg Turner	73-69-70-75-287	\$48,600.00	T-70	Rich Beem	72-73-78-76-299	\$6,550.00	Cut	Shawn Kelly	74-77-151	\$1,750.00
T-16	Lee Westwood	70-68-74-75-287	\$48,600.00	T-70	Thomas Bjorn	73-73-78-75-299	\$6,550.00	Cut	Stephen Keppler	73-78-151	\$1,750.00
T-21	David Frost	75-68-74-71-288	\$33,200.00	T-70	Naomichi Joe Ozaki	73-73-78-75-299	\$6,550.00	Cut	Brent Murray	76-75-151	\$1,750.00
T-21	Skip Kendall	74-65-71-78-288	\$33,200.00	73	Fred Funk	75-69-76-80-300	\$6,450.00	Cut	José Maria Olazábal	79-72-151	\$1,750.00
T-21	Scott Hoch	71-71-75-71-288	\$33,200.00	Cut	Darren Clarke	72-75-147	\$1,750.00	Cut	John Huston	72-80-152	\$1,750.00
T-21	J.L. Lewis	73-70-74-71-288	\$33,200.00	Cut	Retief Goosen	74-73-147	\$1,750.00	Cut	Stephen Leaney	76-76-152	\$1,750.00
T-21	Kevin Wentworth	72-70-72-74-288	\$33,200.00	Cut	Shigeaki Maruyama	77-70-147	\$1,750.00	Cut	David Toms	76-76-152	\$1,750.00
T-26	Fred Couples	73-69-75-72-289	\$24,000.00	Cut	Craig Parry	75-72-147	\$1,750.00	Cut	George Bryan	76-77-153	\$1,750.00
T-26	Carlos Franco	72-71-71-75-289	\$24,000.00	Cut	Dennis Paulson	77-70-147	\$1,750.00	Cut	Scott Davis	81-72-153	\$1,750.00
T-26	Jerry Kelly	69-74-71-75-289	\$24,000.00	Cut	Loren Roberts	70-77-147	\$1,750.00	Cut	Jeff Freeman	73-80-153	\$1,750.00
T-26	Hal Sutton	72-73-73-71-289	\$24,000.00	Cut	Sven Struwer	71-76-147	\$1,750.00	Cut	Scott Gump	77-76-153	\$1,750.00
T-26	Jean Van De Velde	74-70-75-70-289	\$24,000.00	Cut	Tommy Tolles	78-69-147	\$1,750.00	Cut	Wayne DeFrancesco	78-76-154	\$1,750.00
T-31	Paul Goydos	73-70-71-76-290	\$20,000.00	Cut	Ian Woosnam	73-74-147	\$1,750.00	Cut	Bradley Hughes	80-74-154	\$1,750.00
T-31	Mark James	70-74-79-67-290	\$20,000.00	Cut	Ernie Els	72-76-148	\$1,750.00	Cut	Tom Kite	77-77-154	\$1,750.00
T-31	Ted Tryba	70-72-76-72-290	\$20,000.00	Cut	Bob Ford	74-74-148	\$1,750.00	Cut	Craig Stadler	77-77-154	\$1,750.00
T-34	Steve Flesch	73-71-72-75-291	\$15,429.00	Cut	Harrison Frazar	75-73-148	\$1,750.00	Cut	Hidemichi Tanaka	78-76-154	\$1,750.00
T-34	Tom Lehman	70-74-76-71-291	\$15,429.00	Cut	Brent Geiberger	72-76-148	\$1,750.00	Cut	Tommy Armour III	74-81-155	\$1,750.00
T-34	Paul Lawrie	73-72-72-74-291	\$15,429.00	Cut	Dudley Hart	75-73-148	\$1,750.00	Cut	Mike Baker	80-75-155	\$1,750.00
T-34	Billy Mayfair	75-69-75-72-291	\$15,429.00	Cut	Nolan Henke	73-75-148	\$1,750.00	Cut	Darrell Kestner	75-80-155	\$1,750.00
T-34	Kenny Perry	74-69-72-76-291	\$15,429.00	Cut	Toshi Izawa	72-76-148	\$1,750.00	Cut	Patrik Sjöland	78-77-155	\$1,750.00
T-34	Scott Verplank	73-72-73-73-291	\$15,429.00	Cut	Lee Janzen	73-75-148	\$1,750.00	Cut	Tim Thelen	78-77-155	\$1,750.00
T-34	Lanny Wadkins	72-69-74-76-291	\$15,429.00	Cut	Steve Jones	75-73-148	\$1,750.00	Cut	Kim Thompson	78-77-155	\$1,750.00
T-41	Paul Azinger	77-69-71-75-292	\$11,250.00	Cut	Justin Leonard	73-75-148	\$1,750.00	Cut	Larry Nelson	79-77-156	\$1,750.00
T-41	Angel Cabrera	73-73-74-72-292	\$11,250.00	Cut	Peter O'Malley	75-73-148	\$1,750.00	Cut	Ron Stetten	77-79-156	\$1,750.00
T-41	Chris DiMarco	74-71-74-73-292	\$11,250.00	Cut	Eduardo Romero	71-77-148	\$1,750.00	Cut	Chris Toulson	79-78-157	\$1,750.00
T-41	Nick Faldo	71-71-75-75-292	\$11,250.00	Cut	Steve Schneiter	74-74-148	\$1,750.00	Cut	Brett Upper	79-78-157	\$1,750.00
T-41	Hale Irwin	70-69-78-75-292	\$11,250.00	Cut	Steve Stricker	72-76-148	\$1,750.00	Cut	Scott Spence	80-79-159	\$1,750.00
T-41	Robert Karlsson	70-76-73-73-292	\$11,250.00	Cut	Kevin Sutherland	74-74-148	\$1,750.00	Cut	Milan Swilor	80-80-160	\$1,750.00
T-41	Duffy Waldorf	74-71-70-77-292	\$11,250.00	Cut	Bob Boyd	74-75-149	\$1,750.00	WD	Joey Sindelar	73-70-75-218	
T-41	Brian Watts	69-71-72-80-292	\$11,250.00	Cut	Brandel Chamblee	78-71-149	\$1,750.00	WD	Bill Glasson		
T-49	Olin Browne	73-72-74-74-293	\$8,180.00	Cut	Bob Friend	71-78-149	\$1,750.00				
T-49	Davis Love III	71-72-75-75-293	\$8,180.00	Cut	Per-Ulrik Johansson	76-73-149	\$1,750.00				
T-49	Rocco Mediate	71-72-78-72-293	\$8,180.00	Cut	Jeffrey Lankford	78-71-149	\$1,750.00				

1998 Vijay Singh, the national sports hero of tiny Fiji, delivered a gritty performance to win the 80th PGA Championship, which was the first PGA Championship staged in the Pacific Northwest in 54 years. The 35-year-old Singh recorded a final-round 2-under-par 68, including a two-putt par on the treacherous 18th, to finish at 9-under-par 271. His two-stroke victory over Steve Stricker earned him \$540,000. Steve Elkington, the 1995 Champion, finished third at 274 after a 67.

Singh became the 10th player in 11 years to earn his first major championship at the PGA Championship and the 10th international player to win the Wanamaker Trophy. Singh triumphed over a 150-player field featuring 85 of the top 100 world-ranked players, who among them owned 53 major championship titles.

Singh and Stricker shared the third-round lead, and each had an adventurous final round at Sahalee. Stricker scrambled to a closing 70. The twosome was four strokes ahead of the field as they began the final round. Stricker lost a share of the lead on the ninth hole and trailed by a stroke before a bogey at the par-3 17th. Singh was boosted by a birdie on the 11th, where his second shot ricocheted off a tree and settled 50 feet from the hole. He also birdied the 15th before Stricker made his birdie, then parred out from there for the victory.

Champion: Vijay Singh, Ponte Vedra Beach, Fla.		
Site: Sahalee Country Club, Redmond, Wash.		
Date: Aug. 13-16		Purse: \$3,000,000
Par: 35-35-70 (6,906 yards)		
Field: 150	Cut at 145	75 players advanced



Course Avg	Under Par	At Par	Over Par	Round Leader	Low Round	Vijay Singh
Round 1: 72.84	20	25	105	Tiger Woods	66 - Tiger Woods	70 - T-21st
Round 2: 73.55	20	9	120	Vijay Singh	66 - Vijay Singh	136 - (66) 1st
Round 3: 71.52	20	9	46	Singh, Stricker	67 - Singh, Mayfair, Couples, Tway	203 - (67) T-1st
Round 4: 71.73	19	8	48	Vijay Singh	65 - Nick Price	271 - (68) 1st
Totals: 72.67	79	51	319			

Championship Summary


Place	Name	Score	Winnings	Place	Name	Score	Winnings	Place	Name	Score	Winnings
1	Vijay Singh	70-66-67-68-271	\$540,000.00	T-44	Joe Ozaki	73-71-75-69-288	\$7,990.00	Cut	Eduardo Romero	70-78-148	\$1,500.00
2	Steve Stricker	69-68-66-70-273	\$324,000.00	T-44	Kevin Sutherland	74-71-71-72-288	\$7,990.00	Cut	Scott Simpson	70-78-148	\$1,500.00
3	Steve Elkington	69-69-69-67-274	\$204,000.00	T-54	Nick Faldo	73-71-72-73-289	\$6,550.00	Cut	Ed Terasa	72-76-148	\$1,500.00
T-4	Frank Lickliter	68-71-69-68-276	\$118,000.00	T-54	Scott Verplank	71-71-71-76-289	\$6,550.00	Cut	David Toms	72-76-148	\$1,500.00
T-4	Mark O'Meara	69-70-69-68-276	\$118,000.00	T-56	Jay Don Blake	70-72-73-75-290	\$6,175.00	Cut	Tom Watson	72-76-148	\$1,500.00
T-4	Nick Price	70-73-68-65-276	\$118,000.00	T-56	Mark Brooks	72-73-72-73-290	\$6,175.00	Cut	Robert Gaus	72-77-149	\$1,500.00
T-7	Davis Love III	70-68-69-70-277	\$89,500.00	T-56	Jim Carter	71-73-72-74-290	\$6,175.00	Cut	Stephen Keppler	73-76-149	\$1,500.00
T-7	Billy Mayfair	73-67-67-70-277	\$89,500.00	T-56	David Frost	70-69-76-75-290	\$6,175.00	Cut	Jose Maria Olazabal	75-74-149	\$1,500.00
9	John Cook	71-68-70-69-278	\$80,000.00	T-56	Ted Tryba	70-74-76-70-290	\$6,175.00	Cut	Jay Overton	77-72-149	\$1,500.00
T-10	Skip Kendall	72-68-68-71-279	\$69,000.00	T-56	Brian Watts	72-73-72-73-290	\$6,175.00	Cut	Stuart Appleby	77-73-150	\$1,500.00
T-10	Kenny Perry	69-72-70-68-279	\$69,000.00	T-62	Olin Browne	73-71-71-76-291	\$5,900.00	Cut	J.P. Hayes	74-76-150	\$1,500.00
T-10	Tiger Woods	66-72-70-71-279	\$69,000.00	T-62	Tom Byrum	72-71-74-74-291	\$5,900.00	Cut	Tom Kile	73-77-150	\$1,500.00
T-13	Robert Allenby	72-68-69-71-280	\$46,000.00	T-62	Trevor Dodds	69-75-75-72-291	\$5,900.00	Cut	Neal Lancaster	75-75-150	\$1,500.00
T-13	Paul Azinger	68-73-70-69-280	\$46,000.00	T-65	Robert Karlsson	71-73-75-73-292	\$5,750.00	Cut	Corey Pavin	71-79-150	\$1,500.00
T-13	Fred Couples	74-71-67-68-280	\$46,000.00	T-65	Shigeki Maruyama	68-77-73-74-292	\$5,750.00	Cut	Jim Schuman	71-79-150	\$1,500.00
T-13	Brad Faxon	70-68-74-68-280	\$46,000.00	T-65	Loren Roberts	72-71-74-75-292	\$5,750.00	Cut	Kent Staufner	74-76-150	\$1,500.00
T-13	Steve Flesch	75-69-67-69-280	\$46,000.00	68	Stephen Leaney	72-70-72-79-293	\$5,650.00	Cut	Payne Stewart	76-74-150	\$1,500.00
T-13	Bill Glasson	68-74-69-69-280	\$46,000.00	69	Andrew Coltart	70-75-75-74-294	\$5,600.00	Cut	Kirk Triplett	73-77-150	\$1,500.00
T-13	John Huston	70-71-68-71-280	\$46,000.00	70	David Sutherland	77-68-77-73-295	\$5,550.00	Cut	Lee Westwood	74-76-150	\$1,500.00
T-13	Bob Tway	69-76-67-68-280	\$46,000.00	T-71	Brad Fabel	73-72-73-78-296	\$5,450.00	Cut	Bob Boyd	77-74-151	\$1,500.00
T-21	Ernie Els	72-72-71-66-281	\$32,000.00	T-71	Brent Geiberger	73-70-79-74-296	\$5,450.00	Cut	Bob Ford	72-79-151	\$1,500.00
T-21	Andrew Magee	70-68-72-71-281	\$32,000.00	T-71	Craig Parry	70-75-74-77-296	\$5,450.00	Cut	Ron McDougal	77-74-151	\$1,500.00
T-23	Fred Funk	70-71-71-70-282	\$26,000.00	74	Chris Perry	73-71-75-78-297	\$5,350.00	Cut	Steve Pate	72-79-151	\$1,500.00
T-23	Scott Gump	68-69-72-73-282	\$26,000.00	75	Tim Herron	73-70-79-76-298	\$5,300.00	Cut	John Daly	80-72-152	\$1,500.00
T-23	Per-Ulrik Johansson	69-74-71-68-282	\$26,000.00	Cut	Ben Crenshaw	70-76-146	\$1,500.00	Cut	Robert Damron	74-78-152	\$1,500.00
T-27	Jeff Sluman	71-73-70-69-283	\$20,500.00	Cut	Jim Furyk	72-74-146	\$1,500.00	Cut	Tommy Tolles	80-72-152	\$1,500.00
T-27	Hal Sutton	72-68-72-71-283	\$20,500.00	Cut	Len Maltiace	71-75-146	\$1,500.00	Cut	Greg Turner	72-80-152	\$1,500.00
T-29	Glen Day	68-71-75-70-284	\$17,100.00	Cut	Larry Mize	75-71-146	\$1,500.00	Cut	Scott Williams	78-74-152	\$1,500.00
T-29	Scott Hoch	72-69-70-73-284	\$17,100.00	Cut	Jesper Parnevik	70-76-146	\$1,500.00	Cut	Peter Lonard	72-81-153	\$1,500.00
T-29	Tom Lehman	71-71-70-72-284	\$17,100.00	Cut	Paul Stankowski	72-74-146	\$1,500.00	Cut	Frank Nobilo	75-78-153	\$1,500.00
T-29	Lee Rinker	70-70-71-73-284	\$17,100.00	Cut	Robert Thompson	73-73-146	\$1,500.00	Cut	Patrik Sjolund	74-79-153	\$1,500.00
T-29	Ian Woosnam	70-75-67-72-284	\$17,100.00	Cut	Tommy Armour III	78-69-147	\$1,500.00	Cut	Bruce Zabriskie	79-74-153	\$1,500.00
T-34	Russ Cochran	69-71-70-75-285	\$14,250.00	Cut	Stewart Cink	73-74-147	\$1,500.00	Cut	Phil Blackmar	79-75-154	\$1,500.00
T-34	Bob Estes	68-76-69-72-285	\$14,250.00	Cut	Gene Fieger	74-73-147	\$1,500.00	Cut	David Duval	76-78-154	\$1,500.00
T-34	Paul Goydos	70-70-72-73-285	\$14,250.00	Cut	Harrison Frazar	69-78-147	\$1,500.00	Cut	Gabriel Hjertstedt	76-78-154	\$1,500.00
T-34	Phil Mickelson	70-70-78-67-285	\$14,250.00	Cut	Retief Goosen	73-74-147	\$1,500.00	Cut	Todd M. Smith	77-77-154	\$1,500.00
T-38	Craig Stadler	69-74-71-72-286	\$12,750.00	Cut	Justin Leonard	70-77-147	\$1,500.00	Cut	Jeff Thomsen	78-76-154	\$1,500.00
T-38	Duffy Waldorf	74-70-70-72-286	\$12,750.00	Cut	Scott McCarron	69-78-147	\$1,500.00	Cut	Karl Kimball	80-75-155	\$1,500.00
T-40	Joe Durant	75-68-74-70-287	\$11,250.00	Cut	Rocco Mediate	75-72-147	\$1,500.00	Cut	Chris Tucker	78-78-156	\$1,500.00
T-40	Carlos Franco	71-70-73-73-287	\$11,250.00	Cut	Costantino Rocca	73-74-147	\$1,500.00	Cut	Will Frantz	81-77-158	\$1,500.00
T-40	Jay Haas	72-73-73-69-287	\$11,250.00	Cut	Mark Wiebe	75-72-147	\$1,500.00	Cut	Al Geiberger	81-77-158	\$1,500.00
T-40	Joey Sindelar	71-71-75-70-287	\$11,250.00	Cut	Thomas Bjorn	75-73-148	\$1,500.00	Cut	Bob Groff	84-74-158	\$1,500.00
T-44	Billy Andrade	68-77-68-75-288	\$7,990.00	Cut	Michael Burke Jr.	75-73-148	\$1,500.00	Cut	Grant Waite	79-79-158	\$1,500.00
T-44	Mark Calcavecchia	70-73-71-74-288	\$7,990.00	Cut	Greg Chalmers	75-73-148	\$1,500.00	Cut	Jeffrey Lankford	78-81-159	\$1,500.00
T-44	Dudley Hart	70-75-69-74-288	\$7,990.00	Cut	Clark Dennis	73-75-148	\$1,500.00	Cut	Ken Schall	79-80-159	\$1,500.00
T-44	P.H. Horgan III	71-71-72-74-288	\$7,990.00	Cut	Ignacio Garrido	73-75-148	\$1,500.00	Cut	Ron Stetten	78-81-159	\$1,500.00
T-44	Steve Lowery	76-69-72-71-288	\$7,990.00	Cut	Lee Janzen	76-72-148	\$1,500.00	Cut	Paul Earnest	85-82-167	\$1,500.00
T-44	Jeff Maggert	71-73-73-71-288	\$7,990.00	Cut	Brandt Jobe	70-78-148	\$1,500.00	Cut	Wayne Grady	76-82-158	\$1,500.00
T-44	Colin Montgomerie	70-67-77-74-288	\$7,990.00	Cut	Mark Mielke	74-74-148	\$1,500.00	WD	Jerry Kelly	75	
T-44	David Ogren	73-72-71-72-288	\$7,990.00	Cut	Jumbo Ozaki	74-74-148	\$1,500.00				

1997 The only question left for Davis Love III to answer was when would he fulfill the promise of his youth and win a major championship. The son of a PGA Professional, Love found his answer in a stirring week at Winged Foot Golf Club. Love opened with a first-round 66, followed with a 71, then bounced back with a pair of 66s that gave him an 11-under-par winning total for 72 holes, the lowest of any champion in Winged Foot's storied 74 years. Love led the world's best players in driving distance (a 307-yard average), tied for third in putting (113), tied for 12th in greens in regulation and tied for 21st in fairways hit.

Love accomplished all of that while defeating his playing partner and reigning British Open Champion, Justin Leonard.

Love survived his biggest hurdle at the par-3 13th, when he pulled a 4-iron into deep rough near the green. Leonard's tee shot landed 15 feet from the cup. Love then responded by hitting an L-wedge approach almost into the hole.

Leonard missed his birdie try, bogeyed the 14th hole and Love had the cushion he needed for an emotional walk up the 18th fairway. Jeff Maggert, who tied the competitive course record with a 65, finished third at 276.



Champion: Davis Love III, Sea Island, Ga.		
Site: Winged Foot Golf Club, Mamaroneck, N.Y.		
Date: Aug. 14-17		Purse: \$2,600,000
Par: 35-35-70 (6,987 yards)		
Field: 150	Cut at 146	77 players advanced

Course Avg	Under Par	At Par	Over Par	Round Leader	Low Round	Davis Love III
Round 1: 73.41	22	10	118	Love, Daly	66 - Davis Love, John Daly	66 - T-1st
Round 2: 73.56	18	16	113	Lee Janzen	66 - Vijay Singh	137 - (71) 2nd
Round 3: 72.95	8	4	65	Love, Leonard	65 - Justin Leonard	203 - (66) T-1st
Round 4: 71.90	15	14	48	Davis Love	65 - Jeff Maggert	269 - (66) 1st
Totals: 73.12	63	44	344			

Championship Summary

Place	Name	Score	Winnings	Place	Name	Score	Winnings	Place	Name	Score	Winnings
1	Davis Love III	66-71-66-66-269	\$470,000.00	T-49	Loren Roberts	76-70-74-69-289	\$6,375.00	Cut	Robert Gamez	74-76-150	\$1,300.00
2	Justin Leonard	68-70-65-71-274	\$280,000.00	T-53	Olin Browne	70-73-74-73-290	\$5,280.00	Cut	Kelly Gibson	76-74-150	\$1,300.00
3	Jeff Maggert	69-69-73-65-276	\$175,000.00	T-53	Ernie Els	70-76-74-70-290	\$5,280.00	Cut	Dudley Hart	74-76-150	\$1,300.00
4	Lee Janzen	69-67-74-69-279	\$125,000.00	T-53	Billy Mayfair	75-68-75-72-290	\$5,280.00	Cut	Mike Hulbert	75-75-150	\$1,300.00
5	Tom Kite	68-71-71-70-280	\$105,000.00	T-53	Taylor Smith	71-71-74-74-290	\$5,280.00	Cut	Jack Nicklaus	74-76-150	\$1,300.00
T-6	Phil Blackmar	70-68-74-69-281	\$85,000.00	T-53	Craig Stadler	72-72-74-72-290	\$5,280.00	Cut	Joe Ozaki	75-75-150	\$1,300.00
T-6	Jim Furyk	69-72-72-68-281	\$85,000.00	T-58	Steve Lowery	72-69-79-71-291	\$4,700.00	Cut	John Stone	75-75-150	\$1,300.00
T-6	Scott Hoch	71-72-68-70-281	\$85,000.00	T-58	Larry Mize	71-73-73-74-291	\$4,700.00	Cut	Tom Watson	71-79-150	\$1,300.00
9	Tom Byrum	69-73-70-70-282	\$70,000.00	T-58	Lanny Wadkins	72-72-77-70-291	\$4,700.00	Cut	Jay Don Blake	73-78-151	\$1,300.00
T-10	Tom Lehman	69-72-72-70-283	\$60,000.00	T-61	Stuart Appleby	75-70-69-78-292	\$4,333.00	Cut	Brandel Chamblee	77-74-151	\$1,300.00
T-10	Scott McCarron	74-71-67-71-283	\$60,000.00	T-61	Jay Haas	71-69-73-79-292	\$4,333.00	Cut	Stewart Cink	76-75-151	\$1,300.00
T-10	Joey Sindelar	72-71-71-69-283	\$60,000.00	T-61	Russ Cochran	72-73-72-75-292	\$4,333.00	Cut	Brad Faxon	73-78-151	\$1,300.00
T-13	David Duval	70-70-71-73-284	\$35,100.00	T-61	Fred Funk	71-74-77-70-292	\$4,333.00	Cut	Clarence Rose	74-77-151	\$1,300.00
T-13	Tim Herron	72-73-68-71-284	\$35,100.00	T-61	Retief Goosen	72-70-74-76-292	\$4,333.00	Cut	Jeff Sluman	74-77-151	\$1,300.00
T-13	Colin Montgomerie	74-71-67-72-284	\$35,100.00	T-61	Lee Rinker	70-71-75-76-292	\$4,333.00	Cut	Bob Sowards	74-77-151	\$1,300.00
T-13	Greg Norman	68-71-74-71-284	\$35,100.00	T-67	Peter Jacobsen	74-72-75-72-293	\$4,100.00	Cut	Michael Burke Jr.	77-75-152	\$1,300.00
T-13	Nick Price	72-70-72-70-284	\$35,100.00	T-67	Per-Ulrik Johansson	73-69-73-78-293	\$4,100.00	Cut	Ed Fiori	76-76-152	\$1,300.00
T-13	Vijay Singh	73-66-76-69-284	\$35,100.00	T-67	Paul Stankowski	68-71-77-77-293	\$4,100.00	Cut	José María Olazábal	79-73-152	\$1,300.00
T-13	Tommy Tolles	75-70-73-66-284	\$35,100.00	70	Carlos Franco	69-74-76-75-294	\$4,000.00	Cut	Duffy Waldorf	74-78-152	\$1,300.00
T-13	Kirk Triplett	73-70-71-70-284	\$35,100.00	T-71	Michael Bradley	73-69-80-73-295	\$3,875.00	Cut	Darren Clarke	74-79-153	\$1,300.00
T-13	Bob Tway	68-75-72-69-284	\$35,100.00	T-71	Yoshinori Kaneko	72-73-76-74-295	\$3,875.00	Cut	Frank Dobbs	80-73-153	\$1,300.00
T-13	Mark O'Meara	69-73-75-67-284	\$35,100.00	T-71	Larry Nelson	76-70-76-73-295	\$3,875.00	Cut	Nick Faldo	75-78-153	\$1,300.00
T-23	Mark Calcavecchia	71-74-73-67-285	\$22,500.00	T-71	Costantino Rocca	69-69-79-78-295	\$3,875.00	Cut	Steve Scheinert	75-78-153	\$1,300.00
T-23	Bernhard Langer	73-71-72-69-285	\$22,500.00	75	Andrew Magee	71-70-80-75-296	\$3,750.00	Cut	Curtis Strange	76-77-153	\$1,300.00
T-23	Doug Martin	69-75-74-67-285	\$22,500.00	T-76	Pete Jordan	76-70-75-76-297	\$3,675.00	Cut	Chris Tucker	78-75-153	\$1,300.00
T-23	Shigeki Maruyama	68-70-74-73-285	\$22,500.00	T-76	Kevin Sutherland	73-73-73-78-297	\$3,675.00	Cut	Bruce Zabriski	76-77-153	\$1,300.00
T-23	Kenny Perry	73-68-73-71-285	\$22,500.00	Cut	Billy Andrade	72-75-147	\$1,300.00	Cut	Peter Lonard	75-79-154	\$1,300.00
T-23	John Cook	71-71-74-69-285	\$22,500.00	Cut	Bob Boyd	71-76-147	\$1,300.00	Cut	Bob Makoski	79-75-154	\$1,300.00
T-29	Paul Azinger	68-73-71-74-286	\$13,625.00	Cut	Jim Carter	73-74-147	\$1,300.00	Cut	Mike Standly	76-78-154	\$1,300.00
T-29	Ronnie Black	76-69-71-70-286	\$13,625.00	Cut	Rick Fehr	72-75-147	\$1,300.00	Cut	John Lee	74-81-155	\$1,300.00
T-29	Fred Couples	71-67-73-75-286	\$13,625.00	Cut	David Frost	76-71-147	\$1,300.00	Cut	Pete Oakley	78-77-155	\$1,300.00
T-29	John Daly	66-73-77-70-286	\$13,625.00	Cut	Len Mattiace	72-75-147	\$1,300.00	Cut	Brian Watts	78-77-155	\$1,300.00
T-29	Paul Goydos	70-72-71-73-286	\$13,625.00	Cut	Billy Ray Brown	76-72-148	\$1,300.00	Cut	Shawn Kelly	76-80-156	\$1,300.00
T-29	Hale Irwin	73-70-71-72-286	\$13,625.00	Cut	Robert Damron	76-72-148	\$1,300.00	Cut	Hal Sutton	78-78-156	\$1,300.00
T-29	Phil Mickelson	69-69-73-75-286	\$13,625.00	Cut	Glen Day	76-72-148	\$1,300.00	Cut	Rob Wilkin	78-78-156	\$1,300.00
T-29	Frank Nobilo	72-73-67-74-286	\$13,625.00	Cut	Padraig Harrington	77-71-148	\$1,300.00	Cut	Ben Crenshaw	77-80-157	\$1,300.00
T-29	Don Pooley	72-74-70-70-286	\$13,625.00	Cut	Jeffrey Lankford	72-76-148	\$1,300.00	Cut	Jerry Kelly	81-76-157	\$1,300.00
T-29	Payne Stewart	70-70-72-74-286	\$13,625.00	Cut	Craig Parry	74-74-148	\$1,300.00	Cut	Jim White	82-75-157	\$1,300.00
T-29	Lee Westwood	74-68-71-73-286	\$13,625.00	Cut	Ron Philo Jr.	72-76-148	\$1,300.00	Cut	Wayne Grady	79-79-158	\$1,300.00
T-29	Tiger Woods	70-70-71-75-286	\$13,625.00	Cut	Steve Stricker	73-75-148	\$1,300.00	Cut	James Mason	78-80-158	\$1,300.00
T-41	Ignacio Garrido	70-71-75-71-287	\$8,375.00	Cut	David Toms	73-75-148	\$1,300.00	Cut	John Hickson	76-84-160	\$1,300.00
T-41	Steve Jones	69-73-75-70-287	\$8,375.00	Cut	Fuzzy Zoeller	73-75-148	\$1,300.00	Cut	Darrell Kestner	79-83-162	\$1,300.00
T-41	David Ogren	74-72-71-70-287	\$8,375.00	Cut	Guy Boros	81-68-149	\$1,300.00	Cut	Mark Fuller	79-84-163	\$1,300.00
T-41	Eduardo Romero	71-72-72-72-287	\$8,375.00	Cut	Mike Brisky	75-74-149	\$1,300.00	Cut	John Paesani	79-85-164	\$1,300.00
T-45	Thomas Bjorn	72-68-77-71-288	\$7,375.00	Cut	Paul Broadhurst	74-75-149	\$1,300.00	Cut	Bret Taylor	82-83-165	\$1,300.00
T-45	Steve Elkington	72-72-70-74-288	\$7,375.00	Cut	Mark Brooks	70-79-149	\$1,300.00	WD	Mark Wiebe	77	\$1,300.00
T-45	Jesper Parnevik	76-70-71-71-288	\$7,375.00	Cut	Bob Ford	74-75-149	\$1,300.00	WD	John Mahaffey	78	\$1,300.00
T-45	Sam Torrance	74-72-70-72-288	\$7,375.00	Cut	John Mazza	71-78-149	\$1,300.00	WD	Frankie Minoza	80	\$1,300.00
T-49	Robert Allenby	67-77-74-71-289	\$6,375.00	Cut	Jay Overton	77-72-149	\$1,300.00				
T-49	Brian Henninger	74-68-75-72-289	\$6,375.00	Cut	Chris Toulson	75-74-149	\$1,300.00				
T-49	Chris Perry	68-71-73-77-289	\$6,375.00	Cut	Ian Woosnam	77-72-149	\$1,300.00				

1996 Mark Brooks' focused game plan proved to be the key to victory, as the 78th PGA Championship celebrated its first visit to Valhalla Golf Club. The field featured 81 of the top 100 Sony world-ranked players. Brooks, 35, capped a dramatic final round by making two birdies within 20 minutes on the par-5, 540-yard 18th hole. He knocked home a five-foot birdie putt in regulation play and then joined Kentucky-born favorite Kenny Perry for the 14th playoff in PGA Championship history.

From the 18th tee in the playoff, Brooks' tee shot split the fairway, and Perry's drive found the left-hand rough. Perry failed to get out of the rough until his fourth approach shot crept on the putting surface. Brooks calmly hit a 229-yard 3-wood approach to the green. He two-putted, making a four-foot birdie putt to claim victory.

Brooks' steady play was reflected in how he handled Valhalla's slick greens and in steering his drives away from the rough. Brooks ranked first in putting among the elite field, needing only 104 putts, and was tied for 21st in driving accuracy.

Champion: Mark Brooks, Fort Worth, Texas		
Site: Valhalla Golf Club, Louisville, Ky.		
Date: Aug. 8-11		Purse: \$2,400,000
Par: 36-36-72 (7,144 yards)		
Field: 150	Cut at 145	81 players advanced



	Course Avg	Under Par	At Par	Over Par	Round Leader	Low Round	Mark Brooks
Round 1:	72.99	51	19	80	Kenny Perry	66 - Kenny Perry	68 - T-4th
Round 2:	73.21	44	29	77	Phil Mickelson	66 - Justin Leonard	138 - (70) T-3rd
Round 3:	72.12	36	9	36	Russ Cochran	65 - Russ Cochran	207 - (69) T-2nd
Round 4:	71.68	36	18	27	Mark Brooks,	67 - Joey Sindelar, Tommy Tolles	277 - (70) 1st
					Kenny Perry	D.A. Weibring, Steve Stricker	
Totals:	72.67	167	75	220			

Championship Summary

Place	Name	Score	Winnings	Place	Name	Score	Winnings	Place	Name	Score	Winnings
1	Mark Brooks	68-70-69-70-277	\$430,000.00	T-52	Tommy Nakajima	73-72-69-75-289	\$4,716.66	Cut	Mark James	73-75-148	\$1,300.00
2	Kenny Perry	66-72-71-68-277	\$260,000.00	T-52	Billy Mayfair	71-73-71-74-289	\$4,716.66	Cut	Blaine McCallister	74-74-148	\$1,300.00
T-3	Steve Elkington	67-74-67-70-278	\$140,000.00	T-52	Neal Lancaster	71-72-73-73-289	\$4,716.66	Cut	Billy Andrade	75-73-148	\$1,300.00
T-3	Tommy Tolles	69-71-71-67-278	\$140,000.00	T-52	Bob Boyd	71-71-75-72-289	\$4,716.67	Cut	Bob Lohr	75-73-148	\$1,300.00
T-5	Vijay Singh	69-69-69-72-279	\$86,666.66	T-52	Jim Gallagher Jr.	73-70-74-72-289	\$4,716.67	Cut	Bob Tway	75-73-148	\$1,300.00
T-5	Justin Leonard	71-66-72-70-279	\$86,666.67	T-52	Costantino Rocca	72-72-73-72-289	\$4,716.67	Cut	Bill Israelson	76-72-148	\$1,300.00
T-5	Jesper Parnevik	73-67-69-70-279	\$86,666.67	T-52	Lee Rinker	73-71-73-72-289	\$4,716.67	Cut	Steve Lowery	72-77-149	\$1,300.00
T-8	Phil Mickelson	67-67-74-72-280	\$57,500.00	T-52	Alexander Cejka	71-74-72-72-289	\$4,716.67	Cut	John Wilson	74-75-149	\$1,300.00
T-8	Nick Price	68-71-69-72-280	\$57,500.00	T-52	John Adams	72-71-75-71-289	\$4,716.67	Cut	Tom Kite	76-73-149	\$1,300.00
T-8	Lee Janzen	68-71-71-70-280	\$57,500.00	T-61	Dan Forsman	76-69-71-74-290	\$4,068.75	Cut	Craig Stadler	77-72-149	\$1,300.00
T-8	Larry Mize	71-70-69-70-280	\$57,500.00	T-61	Scott Hoch	72-72-74-72-290	\$4,068.75	Cut	Ted Tryba	78-71-149	\$1,300.00
T-8	Per-Ulrik Johansson	73-72-66-69-280	\$57,500.00	T-61	Mark Wiebe	73-72-75-70-290	\$4,068.75	Cut	David Frost	71-79-150	\$1,300.00
T-8	Frank Nobilo	69-72-71-68-280	\$57,500.00	T-61	Ernie Els	74-68-79-69-290	\$4,068.75	Cut	Sam Torrance	71-79-150	\$1,300.00
T-14	Mike Brisky	71-69-69-72-281	\$39,000.00	T-65	Willie Wood	70-75-71-75-291	\$3,912.50	Cut	Michael Campbell	75-75-150	\$1,300.00
T-14	Tom Lehman	71-71-69-70-281	\$39,000.00	T-65	Nick Faldo	69-75-74-73-291	\$3,912.50	Cut	Lennie Clements	75-75-150	\$1,300.00
T-14	Joey Sindelar	73-72-69-67-281	\$39,000.00	T-65	Wayne Grady	74-67-78-72-291	\$3,912.50	Cut	Robert Allenby	76-74-150	\$1,300.00
T-17	Russ Cochran	68-72-65-77-282	\$27,285.71	T-65	Craig Parry	72-73-75-71-291	\$3,912.50	Cut	Michael Burke Jr.	76-74-150	\$1,300.00
T-17	Greg Norman	68-72-69-73-282	\$27,285.71	T-69	Payne Stewart	73-70-73-76-292	\$3,812.50	Cut	Eric Bookser	78-72-150	\$1,300.00
T-17	David Edwards	69-71-73-69-282	\$27,285.71	T-69	Nolan Henke	72-70-75-75-292	\$3,812.50	Cut	Kirk Triplett	72-79-151	\$1,300.00
T-17	Tom Watson	69-71-73-69-282	\$27,285.72	T-69	Ben Crenshaw	74-71-73-74-292	\$3,812.50	Cut	Perry Arthur	74-77-151	\$1,300.00
T-17	Jim Furyk	70-70-73-69-282	\$27,285.71	T-69	Woody Austin	70-74-75-73-292	\$3,812.50	Cut	Mark McCumber	75-76-151	\$1,300.00
T-17	Brad Faxon	72-68-73-69-282	\$27,285.72	T-73	Jeff Maggert	73-70-76-74-293	\$3,737.50	Cut	Joe Ozaki	75-76-151	\$1,300.00
T-17	D.A. Weibring	71-73-71-67-282	\$27,285.72	T-73	Paul Goydos	71-73-77-72-293	\$3,737.50	Cut	Steve Jones	76-75-151	\$1,300.00
T-24	Miguel Jimenez	71-71-71-70-283	\$21,500.00	75	Marco Dawson	76-69-75-74-294	\$3,700.00	Cut	Grant Waite	76-75-151	\$1,300.00
T-24	Emlyn Aubrey	69-74-72-68-283	\$21,500.00	76	Bernhard Langer	73-72-78-72-295	\$3,675.00	Cut	Lonnie Nielsen	80-71-151	\$1,300.00
T-26	Curtis Strange	73-70-68-73-284	\$18,000.00	77	Joel Edwards	68-76-75-77-296	\$3,650.00	Cut	Duffy Waldorf	73-79-152	\$1,300.00
T-26	Mark O'Meara	71-70-74-69-284	\$18,000.00	T-78	Stu Ingraham	73-72-75-77-297	\$3,612.50	Cut	Lanny Wadkins	75-77-152	\$1,300.00
T-26	Fred Funk	73-69-73-69-284	\$18,000.00	T-78	Satoshi Higashi	72-72-80-73-297	\$3,612.50	Cut	Peter Senior	76-76-152	\$1,300.00
T-26	Corey Pavin	71-74-70-69-284	\$18,000.00	T-80	Howard Clark	73-72-75-78-298	\$3,562.50	Cut	Walt Chapman	77-75-152	\$1,300.00
T-26	Steve Stricker	73-72-72-67-284	\$18,000.00	T-80	John Reeves	74-71-79-74-298	\$3,562.50	Cut	Steve Schneider	77-75-152	\$1,300.00
T-31	Patrick Burke	71-72-69-73-285	\$13,000.00	Cut	Jeff Roth	69-77-146	\$1,300.00	Cut	Mike Taylor	79-73-152	\$1,300.00
T-31	Jay Haas	72-71-69-73-285	\$13,000.00	Cut	Philip Walton	70-76-146	\$1,300.00	Cut	Ed Terasa	74-79-153	\$1,300.00
T-31	Tim Herron	71-73-68-73-285	\$13,000.00	Cut	George Bowman	72-74-146	\$1,300.00	Cut	Bob Ford	78-75-153	\$1,300.00
T-31	Michael Bradley	73-72-70-70-285	\$13,000.00	Cut	John Daly	72-74-146	\$1,300.00	Cut	Greg Kraft	78-75-153	\$1,300.00
T-31	Paul Azinger	70-75-71-69-285	\$13,000.00	Cut	Bob Estes	72-74-146	\$1,300.00	Cut	Robby Ware	80-73-153	\$1,300.00
T-36	Rocco Mediate	71-72-67-76-286	\$9,050.00	Cut	Davis Love III	73-73-146	\$1,300.00	Cut	Hal Sutton	73-81-154	\$1,300.00
T-36	David Ogren	75-70-68-73-286	\$9,050.00	Cut	Brandel Chamblee	74-72-146	\$1,300.00	Cut	Jumbo Ozaki	75-79-154	\$1,300.00
T-36	Mark Calcavecchia	70-74-70-72-286	\$9,050.00	Cut	Mike Reid	74-72-146	\$1,300.00	Cut	Chris Anderson	75-81-156	\$1,300.00
T-36	Ian Woosnam	68-72-75-71-286	\$9,050.00	Cut	Mark McNulty	75-71-146	\$1,300.00	Cut	Ken Schall	75-81-156	\$1,300.00
T-36	Fuzzy Zoeller	76-67-72-71-286	\$9,050.00	Cut	Jack Nicklaus	77-69-146	\$1,300.00	Cut	Ron Philo Jr.	78-78-156	\$1,300.00
T-41	John Morse	74-69-72-72-287	\$7,375.00	Cut	Mike Hulbert	78-68-146	\$1,300.00	Cut	Hubert Green	79-77-156	\$1,300.00
T-41	Glen Day	72-73-70-72-287	\$7,375.00	Cut	Chris Tucker	71-76-147	\$1,300.00	Cut	John Bernel	81-75-156	\$1,300.00
T-41	Fred Couples	74-68-74-71-287	\$7,375.00	Cut	John Huston	72-75-147	\$1,300.00	Cut	John DeForest	78-79-157	\$1,300.00
T-41	David Duval	74-69-73-71-287	\$7,375.00	Cut	Tom Purtzer	72-75-147	\$1,300.00	Cut	Mike Caporale	82-78-160	\$1,300.00
T-41	Gil Morgan	72-72-72-71-287	\$7,375.00	Cut	Loren Roberts	72-75-147	\$1,300.00	Cut	Dan Bateman	81-83-164	\$1,300.00
T-41	Jeff Sluman	72-72-72-71-287	\$7,375.00	Cut	Doug Martin	73-74-147	\$1,300.00	Cut	John Nelson	82-85-167	\$1,300.00
T-47	Brian Watts	70-71-71-76-288	\$6,000.00	Cut	Scott Simpson	73-74-147	\$1,300.00	WD	Larry Nelson	73-72-145	\$1,300.00
T-47	Scott McCarron	69-72-74-73-288	\$6,000.00	Cut	Jay Don Blake	74-73-147	\$1,300.00	WD	Peter Jacobsen	71	\$1,300.00
T-47	Paul Stankowski	70-75-71-72-288	\$6,000.00	Cut	Brad Bryant	74-73-147	\$1,300.00				
T-47	Phil Blackmar	71-74-71-72-288	\$6,000.00	Cut	Jim McGovern	71-77-148	\$1,300.00				
T-47	John Cook	69-75-74-70-288	\$6,000.00	Cut	Colin Montgomerie	71-77-148	\$1,300.00				

1995

Australian-born Steve Elkington, playing what he called

"the round of my life," posted a final-round 7-under-par 64 at historic Riviera Country Club for a 72-hole total of 17-under-par 267. Elkington's performance shattered Nick Price's year-old PGA

Championship record by two strokes. Moments later, Scotland's Colin Montgomerie registered a 65 to tie the record total that was the lowest 72-hole score in a U.S. major championship and tie Greg Norman's all-time major championship total from the 1993 British Open. A sudden-death playoff followed, and Elkington went on to make a 25-foot birdie putt at the 18th green, then watched as Montgomerie missed his 20-foot birdie attempt on the right side of the cup. Elkington concluded the year by winning his first Vardon Trophy for lowest adjusted scoring average. The 77th PGA Championship produced the lowest course average in Championship history (71.09) and the second most sub-par rounds (194). Among the records tied was a final-round 63 by Brad Faxon, who finished fifth. Faxon's performance included a front-nine 28 for the lowest nine-hole score in PGA Championship history. Faxon salvaged his gem by making a 15-foot par-saving putt on the 18th green.

Champion: Steve Elkington, Sydney, Australia		
Site: Riviera CC, Pacific Palisades, Calif.		
Date: Aug. 10-13		Purse: \$2,000,000
Par: 35-36-71 (6,956 yards)		
Field: 150	Cut at 142	72 players advanced



	Course Avg	Under Par	At Par	Over Par	Round Leader	Low Round	Steve Elkington
Round 1:	71.60	57	24	69	Michael Bradley	63 - Michael Bradley	68 - T-15
Round 2:	71.43	58	21	69	Ernie Els, Mark O'Meara	64 - Steve Stricker	135 - (67) T-4
Round 3:	70.25	38	13	21	Ernie Els	64 - Jay Haas	203 - (68) T-5
Round 4:	70.19	41	8	23	Steve Elkington, C. Montgomerie	63 - Brad Faxon	267 - (64) 1st
Totals:	71.09	194	66	182			

Championship Summary

Place	Name	Score	Winnings	Place	Name	Score	Winnings	Place	Name	Score	Winnings
1	Steve Elkington	68-67-68-64-267	\$360,000.00	T-49	Jumbo Ozaki	73-68-69-72-282	\$4,620.00	Cut	Larry Nelson	70-75-145	\$1,200.00
2	Colin Montgomerie	68-67-67-65-267	\$216,000.00	T-49	John Adams	65-76-71-70-282	\$4,620.00	Cut	Brian Watts	72-73-145	\$1,200.00
T-3	Jeff Maggert	66-69-65-69-269	\$116,000.00	T-54	Hale Irwin	71-68-71-73-283	\$4,050.00	Cut	John Reeves	77-68-145	\$1,200.00
T-3	Ernie Els	66-65-66-72-269	\$116,000.00	T-54	Scott Simpson	71-67-71-74-283	\$4,050.00	Cut	Mark Mielke	78-67-145	\$1,200.00
5	Brad Faxon	70-67-71-63-271	\$80,000.00	T-54	Tom Kite	70-69-70-74-283	\$4,050.00	Cut	Hubert Green	75-70-145	\$1,200.00
T-6	Bob Estes	69-68-68-68-273	\$68,500.00	T-54	Michael Bradley	63-73-73-74-283	\$4,050.00	Cut	Wayne Grady	75-70-145	\$1,200.00
T-6	Mark O'Meara	64-67-69-73-273	\$68,500.00	T-58	Per-Ulrik Johansson	72-69-71-72-284	\$3,630.00	Cut	Doug Martin	72-73-145	\$1,200.00
T-8	Steve Lowery	69-68-68-69-274	\$50,000.00	T-58	Ed Dougherty	68-72-74-70-284	\$3,630.00	Cut	Bruce Zabriski	69-76-145	\$1,200.00
T-8	Jay Haas	69-71-64-70-274	\$50,000.00	T-58	Loren Roberts	74-68-71-71-284	\$3,630.00	Cut	David Graham	76-70-146	\$1,200.00
T-8	Justin Leonard	68-66-70-70-274	\$50,000.00	T-58	Tom Watson	71-71-72-70-284	\$3,630.00	Cut	Blaine McCallister	75-71-146	\$1,200.00
T-8	Craig Stadler	71-66-66-71-274	\$50,000.00	T-58	Steve Pate	71-71-71-71-284	\$3,630.00	Cut	Bill Glasson	74-72-146	\$1,200.00
T-8	Jeff Sluman	69-67-68-70-274	\$50,000.00	T-63	Barry Lane	74-68-75-68-285	\$3,400.00	Cut	Stephen Keppler	75-71-146	\$1,200.00
T-13	Kirk Triplett	71-69-68-67-275	\$33,750.00	T-63	Mike Sullivan	72-69-71-73-285	\$3,400.00	Cut	Corey Pavin	71-76-147	\$1,200.00
T-13	Jim Furyk	68-70-69-68-275	\$33,750.00	T-63	Lanny Wadkins	73-69-71-72-285	\$3,400.00	Cut	John Mahaffey	75-72-147	\$1,200.00
T-13	Miguel Jimenez	69-69-67-70-275	\$33,750.00	66	Dillard Pruitt	73-69-72-72-286	\$3,300.00	Cut	Steve Brady	69-78-147	\$1,200.00
T-13	Payne Stewart	69-70-69-67-275	\$33,750.00	T-67	Jack Nicklaus	69-71-71-76-287	\$3,262.50	Cut	Tom Dolby	73-74-147	\$1,200.00
T-17	Mike Campbell	71-65-71-69-276	\$26,000.00	T-67	David Frost	69-73-72-73-287	\$3,262.50	Cut	Brandel Chamblee	69-78-147	\$1,200.00
T-17	Curtis Strange	72-68-68-68-276	\$26,000.00	69	Fuzzy Zoeller	72-69-75-72-288	\$3,225.00	Cut	Mark McCumber	73-74-147	\$1,200.00
T-17	Costantino Rocca	70-69-68-69-276	\$26,000.00	70	Brian Kamm	71-66-74-78-289	\$3,200.00	Cut	Tom Lehman	72-75-147	\$1,200.00
T-20	Greg Norman	66-69-70-72-277	\$21,000.00	T-71	W. DeFrancesco	69-73-74-75-291	\$3,162.50	Cut	Paul Stankowski	75-72-147	\$1,200.00
T-20	Jesper Parnevik	69-69-70-69-277	\$21,000.00	T-71	Curt Byrum	71-71-78-71-291	\$3,162.50	Cut	Craig Parry	76-71-147	\$1,200.00
T-20	Duffy Waldorf	69-69-67-72-277	\$21,000.00	Cut	Ron McDougal	71-72-143	\$1,200.00	Cut	Guy Boros	74-73-147	\$1,200.00
T-23	Woody Austin	70-70-70-68-278	\$15,500.00	Cut	Don Pooley	71-72-143	\$1,200.00	Cut	Greg Kraft	73-74-147	\$1,200.00
T-23	Billy Mayfair	68-68-72-70-278	\$15,500.00	Cut	David Duval	72-71-143	\$1,200.00	Cut	Bob Makoski	74-73-147	\$1,200.00
T-23	Nolan Henke	68-73-67-70-278	\$15,500.00	Cut	John Cook	70-73-143	\$1,200.00	Cut	Vijay Singh	73-75-148	\$1,200.00
T-23	Bruce Lietzke	73-68-67-70-278	\$15,500.00	Cut	Mike Springer	70-73-143	\$1,200.00	Cut	Phil Mickelson	77-71-148	\$1,200.00
T-23	Peter Jacobsen	69-67-71-71-278	\$15,500.00	Cut	Brian Henninger	72-71-143	\$1,200.00	Cut	Tommy Nakajima	76-72-148	\$1,200.00
T-23	Lee Janzen	66-70-72-70-278	\$15,500.00	Cut	Darrell Kestner	72-71-143	\$1,200.00	Cut	Gary Trivisonno	71-77-148	\$1,200.00
T-23	Sam Torrance	69-69-69-71-278	\$15,500.00	Cut	Billy Andrade	71-72-143	\$1,200.00	Cut	Jim Sabb	72-76-148	\$1,200.00
T-23	Steve Stricker	75-64-69-70-278	\$15,500.00	Cut	Brett Ogle	72-71-143	\$1,200.00	Cut	John Daly	76-73-149	\$1,200.00
T-31	Gil Morgan	66-73-74-66-279	\$8,906.25	Cut	Ian Woosnam	71-72-143	\$1,200.00	Cut	Dana Quigley	74-75-149	\$1,200.00
T-31	Paul Azinger	70-70-72-67-279	\$8,906.25	Cut	Davis Love III	71-72-143	\$1,200.00	Cut	Ted Tryba	70-79-149	\$1,200.00
T-31	Joe Ozaki	71-70-65-73-279	\$8,906.25	Cut	Bob Tway	71-72-143	\$1,200.00	Cut	Larry Emery	76-74-150	\$1,200.00
T-31	D.A. Weibring	74-68-69-68-279	\$8,906.25	Cut	Brad Bryant	72-71-143	\$1,200.00	Cut	Bobby Wadkins	75-76-151	\$1,200.00
T-31	Mark Brooks	67-74-69-69-279	\$8,906.25	Cut	Glenn Day	70-73-143	\$1,200.00	Cut	Seve Ballesteros	76-75-151	\$1,200.00
T-31	Nick Faldo	69-73-70-67-279	\$8,906.25	Cut	Scott Verplank	73-71-144	\$1,200.00	Cut	Drue Johnson	74-78-152	\$1,200.00
T-31	Fred Couples	70-69-74-66-279	\$8,906.25	Cut	Mike Hulbert	72-72-144	\$1,200.00	Cut	Rick Acton	75-77-152	\$1,200.00
T-31	José María Olazábal	72-66-70-71-279	\$8,906.25	Cut	Larry Mize	76-68-144	\$1,200.00	Cut	Ian Baker-Finch	80-72-152	\$1,200.00
T-39	Lennie Clements	67-71-72-70-280	\$6,750.00	Cut	John Morse	74-70-144	\$1,200.00	Cut	Jay Don Blake	74-78-152	\$1,200.00
T-39	Sandy Lyle	67-73-69-71-280	\$6,750.00	Cut	Grant Waite	71-73-144	\$1,200.00	Cut	Robert Gamez	77-76-153	\$1,200.00
T-39	Fred Funk	70-72-68-70-280	\$6,750.00	Cut	Hal Sutton	70-74-144	\$1,200.00	Cut	Mike Burke Jr.	78-76-154	\$1,200.00
T-39	Philip Walton	71-70-71-68-280	\$6,750.00	Cut	Frank Nobilo	68-76-144	\$1,200.00	Cut	Benny Passons	80-75-155	\$1,200.00
T-39	Nick Price	71-71-70-68-280	\$6,750.00	Cut	Jim McGovern	73-71-144	\$1,200.00	Cut	Kent Dinsdale	77-78-155	\$1,200.00
T-44	Gene Sauers	69-71-68-73-281	\$5,600.00	Cut	Robert Allenby	72-72-144	\$1,200.00	Cut	Phil Bland	77-79-156	\$1,200.00
T-44	Peter Senior	68-71-74-68-281	\$5,600.00	Cut	Frank Dobbs	67-77-144	\$1,200.00	Cut	Denny Hepler	78-79-157	\$1,200.00
T-44	Ben Crenshaw	68-73-73-67-281	\$5,600.00	Cut	Pete Oakley	71-73-144	\$1,200.00	Cut	Mike Lawrence	83-77-160	\$1,200.00
T-44	Jim Gallagher Jr.	64-72-73-72-281	\$5,600.00	Cut	Scott Hoch	71-73-144	\$1,200.00	WD	Bob Lendzion	76	\$1,200.00
T-44	Chip Beck	66-74-73-68-281	\$5,600.00	Cut	Massy Kuramoto	73-71-144	\$1,200.00	DQ	John Huston	78	\$1,200.00
T-49	Brian Claar	66-67-73-74-282	\$4,620.00	Cut	Steve Rintoul	77-67-144	\$1,200.00				
T-49	Robin Freeman	71-69-70-72-282	\$4,620.00	Cut	Mike Heinen	75-70-145	\$1,200.00				
T-49	Kenny Perry	75-67-70-70-282	\$4,620.00	Cut	Mark Calcavecchia	70-75-145	\$1,200.00				

1994 In one of the most dominating performances of any major championship, Nick Price shattered a 30-year-old PGA Championship record with a six-stroke victory at Southern Hills Country Club in Tulsa, Okla. Price, a native of South Africa, became the third international player to win two PGA Championships. In earning the world's No. 1 ranking against the year's strongest field, Price posted a final-round 67 for an 11-under-par 269 for 72 holes. Price's performance was two strokes lower than Bobby Nichols' previous PGA Championship record set in 1964 and the lowest of any U.S. major championship. Price's victory also made him the first golfer in 12 years to win consecutive Grand Slam events in the same year. Price, who won the British Open a month earlier, was the first player since Walter Hagen in 1924 to win back-to-back British Open and PGA Championship titles. The 76th PGA Championship marked the final appearance of Arnold Palmer, who had competed in a record 37 consecutive Championships.

Champion: Nick Price, Orlando, Fla.		
Site: Southern Hills CC, Tulsa, Okla.		
Date: Aug. 11-14		Purse: \$1,700,000
Par: 35-35-70 (6,824 Yards)		
Field: 151	Cut at: 145	76 players advanced



Course Avg	Under Par	At Par	Over Par	Round Leader	Low Round	Nick Price
Round 1: 73.68	14	12	125	N. Price, C. Montgomerie	67 - N. Price, C. Montgomerie	67 - T-1
Round 2: 72.50	35	9	107	Nick Price	64 - Blaine McCallister	132 - (65) 1st
Round 3: 71.07	23	12	41	Nick Price	65 - J. Sluman and S. Elkington	202 - (70) 1st
Round 4: 72.22	10	13	53	Nick Price	66 - Nick Faldo, Brad Faxon, Ian Woosnam	269 - (67) 1st
Totals: 72.36	82	46	326			


Championship Summary

Place	Name	Score	Winnings	Place	Name	Score	Winnings	Place	Name	Score	Winnings
1	Nick Price	67-65-70-67-269	\$310,000.00	T-47	Greg Kraft	74-69-70-75-288	\$4,112.50	Cut	Ron Philo Jr.	76-73-149	\$1,200.00
2	Corey Pavin	70-67-69-69-275	\$160,000.00	T-47	Jumbo Ozaki	71-69-72-76-288	\$4,112.50	Cut	Steve Lowery	72-77-149	\$1,200.00
3	Phil Mickelson	68-71-67-70-276	\$110,000.00	T-47	D. A. Weirbring	69-73-70-76-288	\$4,112.50	Cut	Bob Tway	77-72-149	\$1,200.00
T-4	Nick Faldo	73-67-71-66-277	\$76,666.67	T-55	Dudley Hart	72-71-75-71-289	\$3,158.34	Cut	Vijay Singh	70-79-149	\$1,200.00
T-4	Greg Norman	71-69-67-70-277	\$76,666.67	T-55	Fred Funk	76-69-72-72-289	\$3,158.34	Cut	Jim White	81-68-149	\$1,200.00
T-4	John Cook	71-67-69-70-277	\$76,666.67	T-55	Hal Sutton	76-69-72-72-289	\$3,158.33	Cut	Paul Azinger	75-74-149	\$1,200.00
T-7	Steve Elkington	73-70-66-69-278	\$57,500.00	T-55	Tom Dolby	73-68-75-73-289	\$3,158.33	Cut	David Graham	75-74-149	\$1,200.00
T-7	José María Olazábal	72-66-70-70-278	\$57,500.00	T-55	Kenny Perry	78-67-70-74-289	\$3,158.33	Cut	John DeForest	74-75-149	\$1,200.00
T-9	Ian Woosnam	68-72-73-66-279	\$41,000.00	T-55	Mike Springer	77-66-69-77-289	\$3,158.33	Cut	Walt Chapman	75-75-150	\$1,200.00
T-9	Tom Kite	72-68-69-70-279	\$41,000.00	T-61	Raymond Floyd	69-76-73-72-290	\$2,800.00	Cut	Bob Lohr	77-73-150	\$1,200.00
T-9	Tom Watson	69-72-67-71-279	\$41,000.00	T-61	Tommy Nakajima	73-71-74-72-290	\$2,800.00	Cut	Wes Smith	72-78-150	\$1,200.00
T-9	Loren Roberts	69-72-67-71-279	\$41,000.00	T-61	Ronald McDougal	76-69-72-73-290	\$2,800.00	Cut	Costantino Rocca	73-77-150	\$1,200.00
T-9	Ben Crenshaw	70-67-70-72-279	\$41,000.00	T-61	Lanny Wadkins	69-73-73-75-290	\$2,800.00	Cut	Jack Nicklaus	79-71-150	\$1,200.00
14	Jay Haas	71-66-68-75-280	\$32,000.00	T-61	Bruce Fleisher	75-68-72-75-290	\$2,800.00	Cut	Hubert Green	74-76-150	\$1,200.00
T-15	Kirk Triplett	71-69-71-70-281	\$27,000.00	T-66	Lee Janzen	73-71-73-74-291	\$2,600.00	Cut	Russ Cochran	72-78-150	\$1,200.00
T-15	Larry Mize	72-72-67-70-281	\$27,000.00	T-66	Jay Don Blake	72-71-74-74-291	\$2,600.00	Cut	Rick Fehr	71-79-150	\$1,200.00
T-15	Mark McNulty	72-68-70-71-281	\$27,000.00	T-66	Payne Stewart	72-73-72-74-291	\$2,600.00	Cut	Gregg Jones	71-79-150	\$1,200.00
T-15	Glen Day	70-69-70-72-281	\$27,000.00	T-66	John Inman	70-72-73-76-291	\$2,600.00	Cut	Robert Hoyt	76-74-150	\$1,200.00
T-19	Mark McCumber	73-70-71-68-282	\$18,666.67	T-66	Todd M. Smith	74-69-71-77-291	\$2,600.00	Cut	John Bernel	72-78-150	\$1,200.00
T-19	Bill Glasson	71-73-68-70-282	\$18,666.67	T-71	Donnie Hammond	74-69-76-73-292	\$2,512.50	Cut	Lonnie Nielsen	73-77-150	\$1,200.00
T-19	Craig Parry	70-69-70-73-282	\$18,666.67	T-71	Peter Senior	74-71-70-77-292	\$2,512.50	Cut	Mel Baum	77-74-151	\$1,200.00
T-19	Craig Stadler	70-70-74-68-282	\$18,666.67	T-73	Sandy Lyle	75-70-76-76-297	\$2,462.50	Cut	John Huston	78-73-151	\$1,200.00
T-19	Curtis Strange	73-71-68-70-282	\$18,666.67	T-73	Dicky Pride	75-69-73-80-297	\$2,462.50	Cut	John Lee	77-74-151	\$1,200.00
T-19	Fuzzy Zoeller	69-71-72-70-282	\$18,666.67	T-75	Brian Henninger	77-65-78-78-298	\$2,412.50	Cut	Jerry Wisz	74-77-151	\$1,200.00
T-25	Ernie Els	68-71-69-75-283	\$13,000.00	T-75	Hajime Meshiai	74-71-74-79-298	\$2,412.50	Cut	Brett Ogle	75-76-151	\$1,200.00
T-25	David Frost	70-71-69-73-283	\$13,000.00	Cut	Denny Bryant	76-70-146	\$1,200.00	Cut	Denny Hepler	77-74-151	\$1,200.00
T-25	Barry Lane	70-73-68-72-283	\$13,000.00	Cut	John Daly	73-73-146	\$1,200.00	Cut	Rod Nuckolls	74-77-151	\$1,200.00
T-25	Bernhard Langer	73-71-67-72-283	\$13,000.00	Cut	John Mahaffey	72-74-146	\$1,200.00	Cut	Barry Redmond	77-75-152	\$1,200.00
T-25	Jeff Sluman	70-72-66-75-283	\$13,000.00	Cut	Tony Johnstone	75-71-146	\$1,200.00	Cut	Rick Acton	76-76-152	\$1,200.00
T-30	Bob Boyd	72-71-70-71-284	\$8,458.33	Cut	Davis Love III	73-73-146	\$1,200.00	Cut	Jesper Parnevik	79-73-152	\$1,200.00
T-30	Lennie Clements	74-70-69-71-284	\$8,458.33	Cut	Bob Ackerman	72-74-146	\$1,200.00	Cut	Bruce Zabriski	78-74-152	\$1,200.00
T-30	Brad Faxon	72-73-73-66-284	\$8,458.34	Cut	Jeff Roth	73-73-146	\$1,200.00	Cut	Arnold Palmer	79-74-153	\$1,200.00
T-30	Wayne Grady	75-68-71-70-284	\$8,458.34	Cut	Larry Nelson	75-71-146	\$1,200.00	Cut	Brad Sherfy	79-74-153	\$1,200.00
T-30	Sam Torrance	69-75-69-71-284	\$8,458.33	Cut	Jim Gallagher Jr.	77-69-146	\$1,200.00	Cut	Pete Oakley	77-76-153	\$1,200.00
T-30	Richard Zokol	77-67-67-73-284	\$8,458.33	Cut	Mark Calcavecchia	74-72-146	\$1,200.00	Cut	Patrick O'Brien	76-77-153	\$1,200.00
T-36	Chip Beck	72-70-72-71-285	\$7,000.00	Cut	Nolan Henke	72-75-147	\$1,200.00	Cut	Jeff Maggert	78-75-153	\$1,200.00
T-36	Blaine McCallister	74-64-75-72-285	\$7,000.00	Cut	Scott Hoch	74-73-147	\$1,200.00	Cut	Thomas Gray	75-78-153	\$1,200.00
T-36	Colin Montgomerie	67-76-70-72-285	\$7,000.00	Cut	Mike Gove	72-75-147	\$1,200.00	Cut	Will Frantz	78-76-154	\$1,200.00
T-39	Fred Couples	68-74-75-69-286	\$6,030.00	Cut	Darrell Kestner	73-74-147	\$1,200.00	Cut	Seve Ballesteros	78-76-154	\$1,200.00
T-39	Billy Mayfair	73-72-71-70-286	\$6,030.00	Cut	Joakim Haeggman	72-75-147	\$1,200.00	Cut	Kevin Cashman	75-79-154	\$1,200.00
T-39	Gil Morgan	71-68-73-74-286	\$6,030.00	Cut	Ted Tryba	74-73-147	\$1,200.00	Cut	J.L. Lewis	77-77-154	\$1,200.00
T-39	Tom Lehman	73-71-68-74-286	\$6,030.00	Cut	Dave Barr	71-76-147	\$1,200.00	Cut	Scott Steger	81-74-155	\$1,200.00
T-39	Hale Irwin	75-69-68-74-286	\$6,030.00	Cut	Jim McGovern	73-74-147	\$1,200.00	Cut	Steve Smitha	83-74-157	\$1,200.00
T-44	Neal Lancaster	73-72-72-70-287	\$5,200.00	Cut	Mark James	71-76-147	\$1,200.00	Cut	Tom Cleaver	77-80-157	\$1,200.00
T-44	David Edwards	72-70-74-71-287	\$5,200.00	Cut	Peter Baker	76-71-147	\$1,200.00	Cut	Ed Terasa	78-79-157	\$1,200.00
T-44	David Gifford	69-73-73-72-287	\$5,200.00	Cut	Anders Forsbrand	73-74-147	\$1,200.00	Cut	Scott Williams	77-81-158	\$1,200.00
T-47	Billy Andrade	71-71-78-68-288	\$4,112.50	Cut	Scott Simpson	75-73-148	\$1,200.00	Cut	Miguel Biamon	82-76-158	\$1,200.00
T-47	Fulton Allem	74-67-74-73-288	\$4,112.50	Cut	Ian Baker-Finch	74-74-148	\$1,200.00	Cut	Scott Mahlberg	79-79-158	\$1,200.00
T-47	Bob Estes	72-71-72-73-288	\$4,112.50	Cut	Mike Heinen	75-73-148	\$1,200.00	Cut	George Bowman	87-88-175	\$1,200.00
T-47	Andrew Magee	70-74-71-73-288	\$4,112.50	Cut	Gary Hallberg	70-78-148	\$1,200.00				
T-47	Frank Nobilo	72-67-74-75-288	\$4,112.50	Cut	Mark Brooks	78-70-148	\$1,200.00				

1993 Paul Azinger shed an unofficial media label as the “best player never to have won a major championship,” finishing atop a leaderboard that included players who won a combined 23 major championships. The lanky 6-foot-2 Bradenton, Fla., resident birdied four of the last seven holes to post a 12-under-par 272 for a back-nine Inverness record 30. His 72-hole score forced a playoff with Greg Norman, a runner-up at Inverness Club in 1986. Azinger survived after two-putting from eight feet on the second playoff hole. Norman’s par attempt from four feet above the hole rimmed in and out of the hole.

Fiji native Vijay Singh became the 15th player to shoot 63 in a major championship, posting the course-record score in the second round.

Champion: Paul Azinger, Bradenton, Fla.		
Site: Inverness Club, Toledo, Ohio		
Date: Aug. 12-15		Purse: \$1,700,000
Par: 35-36-71 (7,024 Yards)		
Field: 151	Cut at 143	74 players advanced



	Course Avg	Under Par	At Par	Over Par	Round Leader	Low Round	Paul Azinger
Round 1:	71.99	57	16	78	Scott Simpson	64 - Scott Simpson	69 - T-23
Round 2:	71.80	56	16	76	Vijay Singh	63 - Vijay Singh	135 - (66) T-9
Round 3:	71.27	33	11	30	Greg Norman	65 - Brad Faxon	204 - (69) T-2
Round 4:	71.93	20	10	44	P. Azinger, G. Norman	67 - Scott Hoch	272 - (68) T-1
Totals:	71.74	166	53	228			

Championship Summary

Place	Name	Score	Winnings	Place	Name	Score	Winnings	Place	Name	Score	Winnings
1	Paul Azinger	69-66-69-68-272	\$300,000.00	T-51	Hubert Green	70-71-69-75-285	\$3,600.00	Cut	Mark James	75-71-146	\$1,200.00
2	Greg Norman	68-68-67-69-272	\$155,000.00	T-51	Andrew Magee	71-72-74-68-285	\$3,600.00	Cut	Bob Lohr	74-72-146	\$1,200.00
3	Nick Faldo	68-68-69-68-273	\$105,000.00	T-51	Jeff Maggert	72-69-71-73-285	\$3,600.00	Cut	Larry Mize	75-71-146	\$1,200.00
4	Vijay Singh	68-63-73-70-274	\$90,000.00	T-51	Peter Senior	69-70-70-76-285	\$3,600.00	Cut	Dana Quigley	73-73-146	\$1,200.00
5	Tom Watson	69-65-70-72-276	\$75,000.00	T-56	Rick Fehr	70-71-72-73-286	\$3,110.00	Cut	Mike Springer	74-72-146	\$1,200.00
T-6	John Cook	72-66-68-71-277	\$47,812.50	T-56	Tom Kite	73-69-71-73-286	\$3,110.00	Cut	Bob Bailey	72-75-147	\$1,200.00
T-6	Bob Estes	69-66-69-73-277	\$47,812.50	T-56	Sandy Lyle	69-73-70-74-286	\$3,110.00	Cut	Bob Boyd	70-77-147	\$1,200.00
T-6	Dudley Hart	66-68-71-72-277	\$47,812.50	T-56	Larry Nelson	73-67-74-72-286	\$3,110.00	Cut	Brian Claar	71-76-147	\$1,200.00
T-6	Nolan Henke	72-70-67-68-277	\$47,812.50	T-56	José María Olazábal	73-69-73-71-286	\$3,110.00	Cut	Jay Delsing	74-73-147	\$1,200.00
T-6	Scott Hoch	74-68-68-67-277	\$47,812.50	T-61	Michael Allen	73-70-75-69-287	\$2,800.00	Cut	Jim Gallagher Jr.	75-72-147	\$1,200.00
T-6	Hale Irwin	68-69-67-73-277	\$47,812.50	T-61	Ben Crenshaw	70-70-73-74-287	\$2,800.00	Cut	Robert Hoyt	72-75-147	\$1,200.00
T-6	Phil Mickelson	67-71-69-70-277	\$47,812.50	T-61	Donnie Hammond	73-70-68-76-287	\$2,800.00	Cut	Bruce Lietzke	77-70-147	\$1,200.00
T-6	Scott Simpson	64-70-71-72-277	\$47,812.50	T-61	Jeff Sluman	74-69-72-72-287	\$2,800.00	Cut	Gil Morgan	75-72-147	\$1,200.00
T-14	Steve Elkington	67-66-74-71-278	\$25,000.00	T-61	Mike Standly	72-71-68-76-287	\$2,800.00	Cut	Craig Stadler	73-74-147	\$1,200.00
T-14	Brad Faxon	70-70-65-73-278	\$25,000.00	66	Ian Baker-Finch	73-69-70-76-288	\$2,650.00	Cut	Howard Twitty	71-76-147	\$1,200.00
T-14	Bruce Fleisher	69-74-67-68-278	\$25,000.00	67	Mark Wiebe	74-69-73-73-289	\$2,625.00	Cut	Ken Allard	76-72-148	\$1,200.00
T-14	Gary Hallberg	70-69-68-71-278	\$25,000.00	T-68	Bob Ford	70-71-78-71-290	\$2,587.50	Cut	Rodger Davis	70-78-148	\$1,200.00
T-14	Lanny Wadkins	65-68-71-74-278	\$25,000.00	T-68	Rocco Mediate	70-73-74-73-290	\$2,587.50	Cut	Tom Lehman	74-74-148	\$1,200.00
T-14	Richard Zokol	66-71-71-70-278	\$25,000.00	70	Steve Pate	73-70-72-77-292	\$2,550.00	Cut	Ron McDougal	74-74-148	\$1,200.00
T-20	Jay Haas	69-68-70-72-279	\$18,500.00	T-71	Kevin Burton	69-73-76-76-294	\$2,512.50	Cut	Duffy Waldorf	77-71-148	\$1,200.00
T-20	Eduardo Romero	67-67-74-71-279	\$18,500.00	T-71	Barry Lane	67-74-77-76-294	\$2,512.50	Cut	Gary Groh	78-71-149	\$1,200.00
T-22	Lee Janzen	70-68-71-72-281	\$14,500.00	73	Bob Borowicz	72-71-80-72-295	\$2,475.00	Cut	John Mahaffey	73-76-149	\$1,200.00
T-22	Jim McGovern	71-67-69-74-281	\$14,500.00	74	John Adams	72-70-76-78-296	\$2,450.00	Cut	Tommy Nakajima	74-75-149	\$1,200.00
T-22	Frank Nobilo	69-66-74-72-281	\$14,500.00	Cut	Joel Edwards	73-71-144	\$1,200.00	Cut	Brett Ogle	77-72-149	\$1,200.00
T-22	Gene Sauers	68-74-70-69-281	\$14,500.00	Cut	Raymond Floyd	71-73-144	\$1,200.00	Cut	Dave Rummells	73-76-149	\$1,200.00
T-22	Greg Twiggs	70-69-70-72-281	\$14,500.00	Cut	Anders Forsbrand	71-73-144	\$1,200.00	Cut	Tony Johnstone	70-80-150	\$1,200.00
T-22	Ian Woosnam	70-71-68-72-281	\$14,500.00	Cut	Will Frantz	71-73-144	\$1,200.00	Cut	J.L. Lewis	74-76-150	\$1,200.00
T-28	Peter Jacobsen	71-67-74-70-282	\$10,166.67	Cut	Robert Gamez	67-77-144	\$1,200.00	Cut	Mark O'Meara	78-72-150	\$1,200.00
T-28	Billy Mayfair	68-73-70-71-282	\$10,166.67	Cut	Gregg Jones	70-74-144	\$1,200.00	Cut	Chris Peddicord	73-77-150	\$1,200.00
T-28	Loren Roberts	67-67-76-72-282	\$10,166.66	Cut	Bernhard Langer	75-69-144	\$1,200.00	Cut	Gary Trivisonno	75-75-150	\$1,200.00
T-31	Fulton Allem	70-71-70-72-283	\$7,057.69	Cut	Mark McNulty	74-70-144	\$1,200.00	Cut	Tim Angis	81-70-151	\$1,200.00
T-31	Mark Calcavecchia	68-70-77-68-283	\$7,057.70	Cut	Colin Montgomerie	74-70-144	\$1,200.00	Cut	Chip Beck	73-78-151	\$1,200.00
T-31	Fred Couples	70-68-71-74-283	\$7,057.69	Cut	Jack Nicklaus	71-73-144	\$1,200.00	Cut	Gary Robison	76-75-151	\$1,200.00
T-31	Mike Hulbert	67-72-72-72-283	\$7,057.69	Cut	Jay Overton	69-75-144	\$1,200.00	Cut	Ernie Els	74-78-152	\$1,200.00
T-31	Stu Ingraham	74-69-71-69-283	\$7,057.69	Cut	Todd Smith	70-74-144	\$1,200.00	Cut	Gene George	76-76-152	\$1,200.00
T-31	Wayne Levi	69-73-66-75-283	\$7,057.69	Cut	Bob Tway	70-74-144	\$1,200.00	Cut	John Godwin	79-73-152	\$1,200.00
T-31	Davis Love III	70-72-72-69-283	\$7,057.70	Cut	Grant Waite	71-73-144	\$1,200.00	Cut	John Nelson	79-73-152	\$1,200.00
T-31	Mark McCumber	67-72-75-69-283	\$7,057.70	Cut	Robert Allenby	71-74-145	\$1,200.00	Cut	Tim Stafford	75-77-152	\$1,200.00
T-31	Craig Parry	70-73-68-72-283	\$7,057.69	Cut	David Edwards	73-72-145	\$1,200.00	Cut	Cleve Coldwater	78-75-153	\$1,200.00
T-31	Nick Price	74-66-72-71-283	\$7,057.69	Cut	Wayne Grady	75-70-145	\$1,200.00	Cut	Arnold Palmer	77-76-153	\$1,200.00
T-31	Hal Sutton	69-72-70-72-283	\$7,057.69	Cut	Darrell Kestner	70-75-145	\$1,200.00	Cut	Brad Sherfy	76-78-154	\$1,200.00
T-31	Tom Wargo	71-70-71-71-283	\$7,057.69	Cut	Ken Krieger	71-74-145	\$1,200.00	Cut	Scott Walter	78-77-155	\$1,200.00
T-31	Fuzzy Zoeller	72-70-71-70-283	\$7,057.69	Cut	Dick Mast	72-73-145	\$1,200.00	Cut	David Graham	76-81-157	\$1,200.00
T-44	Russ Cochran	69-74-70-71-284	\$4,607.14	Cut	Mark Mielke	75-70-145	\$1,200.00	Cut	Jeff Fairfield	81-77-158	\$1,200.00
T-44	Dan Forsman	67-75-70-72-284	\$4,607.14	Cut	Corey Pavin	73-72-145	\$1,200.00	Cut	Tom Joyce	79-79-158	\$1,200.00
T-44	Fred Funk	72-66-76-70-284	\$4,607.15	Cut	Sammy Rachels	71-74-145	\$1,200.00	Cut	Jon Hoecker	81-79-160	\$1,200.00
T-44	John Huston	68-69-75-72-284	\$4,607.14	Cut	Chris Starkjohann	74-71-145	\$1,200.00	WD	Joey Sindelar	70	\$1,200.00
T-44	Joe Ozaki	73-68-66-77-284	\$4,607.14	Cut	Chris Strange	72-73-145	\$1,200.00	WD	Ken Green	74	\$1,200.00
T-44	Payne Stewart	71-70-70-73-284	\$4,607.14	Cut	Billy Andrade	74-72-146	\$1,200.00	WD	Keith Clearwater	78	\$1,200.00
T-44	D.A. Weibring	68-74-72-70-284	\$4,607.15	Cut	Mark Brooks	75-71-146	\$1,200.00				
T-51	John Daly	71-68-73-73-285	\$3,600.00	Cut	David Frost	76-70-146	\$1,200.00				

1992 Nick Price, who had come within three strokes of winning two major championships in his 15-year career, put the pieces together in a memorable finale to the 74th PGA Championship at Bellerive Country Club. The 35-year-old native of Durban, South Africa, now an Orlando, Fla., resident, made nine straight pars on the front nine of the final round. He seized the title by sinking birdie putts of 25 feet on the par-3, 222-yard 16th and 12 feet on the par-5, 536-yard 17th. Price held off by three strokes the challenges of John Cook, Nick Faldo, Jim Gallagher Jr., and Gene Sauers, who had led the Championship for 59 holes.

Champion: Nick Price, Orlando, Fla.		
Site: Bellerive CC, St. Louis, Mo.		
Date: Aug. 13-16		Purse: \$1,400,000
Par: 36-35-71 (7,148 Yards)		
Field: 151	Cut at: 148	85 players advanced



	Course Avg	Under Par	At Par	Over Par	Round Leader	Low Round	Nick Price
Round 1:	73.88	19	12	120	G. Sauers, C. Stadler	67 - G. Sauers, C. Stadler	70 - T-12
Round 2:	74.68	17	12	122	G. Sauers	66 - J. Gallagher Jr., S. Richardson	140 - (70) T-7
Round 3:	73.29	19	6	60	G. Sauers	65 - J. Maggert	208 - (68) T-2
Round 4:	73.35	17	7	61	N. Price	67 - Joe Ozaki, N. Faldo	278 - (70) 1st
Totals:	73.94	72	37	363			

Championship Summary

Place	Name	Score	Winnings	Place	Name	Score	Winnings	Place	Name	Score	Winnings
1	Nick Price	70-70-68-70-278	\$280,000.00	T-48	Steven Richardson	73-66-75-78-292	\$3,687.50	Cut	Nolan Henke	77-74-151	\$1,200.00
T-2	John Cook	71-72-67-71-281	\$101,250.00	T-48	Peter Senior	71-76-73-72-292	\$3,687.50	Cut	Wayne Levi	77-74-151	\$1,200.00
T-2	Nick Faldo	68-70-76-67-281	\$101,250.00	T-48	Vijay Singh	70-73-73-76-292	\$3,687.50	Cut	Jerry Tucker	76-75-151	\$1,200.00
T-2	Jim Gallagher Jr.	72-66-72-71-281	\$101,250.00	T-48	Craig Stadler	67-72-75-78-292	\$3,687.50	Cut	Howard Twitty	76-75-151	\$1,200.00
T-2	Gene Sauers	67-69-70-75-281	\$101,250.00	T-56	Keith Clearwater	73-72-74-74-293	\$3,000.00	Cut	D.A. Weibring	74-77-151	\$1,200.00
6	Jeff Maggert	71-72-65-74-282	\$60,000.00	T-56	Gary Hallberg	71-72-72-78-293	\$3,000.00	Cut	Mike West	75-76-151	\$1,200.00
T-7	Russ Cochran	69-69-76-69-283	\$52,500.00	T-56	Andrew Magee	74-71-74-74-293	\$3,000.00	Cut	Louis Bartoletti	74-78-152	\$1,200.00
T-7	Dan Forsman	70-73-70-70-283	\$52,500.00	T-56	Lee Rinker	72-75-73-73-293	\$3,000.00	Cut	Fred Funk	70-82-152	\$1,200.00
T-9	Brian Claar	68-73-73-70-284	\$40,000.00	T-56	Joey Sindelar	72-75-75-71-293	\$3,000.00	Cut	David Glenz	76-76-152	\$1,200.00
T-9	Anders Forsbrand	73-71-70-70-284	\$40,000.00	T-56	Bob Tway	74-73-72-74-293	\$3,000.00	Cut	Wayne Grady	75-77-152	\$1,200.00
T-9	Duffy Waldorf	74-73-68-69-284	\$40,000.00	T-62	Jay Haas	75-73-74-72-294	\$2,725.00	Cut	Dudley Hart	77-75-152	\$1,200.00
T-12	Billy Andrade	72-71-70-72-285	\$30,166.66	T-62	Blaine McCallister	73-75-76-70-294	\$2,725.00	Cut	Sandy Lyle	74-78-152	\$1,200.00
T-12	Corey Pavin	71-73-70-71-285	\$30,166.67	T-62	Jay Overton	73-73-76-72-294	\$2,725.00	Cut	Curtis Strange	74-78-152	\$1,200.00
T-12	Jeff Sluman	73-71-72-69-285	\$30,166.67	T-62	Tom Watson	72-71-73-78-294	\$2,725.00	Cut	Ken Allard	75-78-153	\$1,200.00
T-15	Mark Brooks	71-72-68-75-286	\$24,000.00	T-66	Hale Irwin	71-77-72-75-295	\$2,575.00	Cut	Ernie Els	73-80-153	\$1,200.00
T-15	Brad Faxon	72-69-75-70-286	\$24,000.00	T-66	Jim Kane	72-73-76-74-295	\$2,575.00	Cut	Larry Gilbert	74-79-153	\$1,200.00
T-15	Greg Norman	71-74-71-70-286	\$24,000.00	T-66	Roger Mackay	76-72-71-76-295	\$2,575.00	Cut	Tony Johnstone	74-79-153	\$1,200.00
T-18	Steve Elkington	74-70-71-72-287	\$19,000.00	T-69	Ian Baker-Finch	71-75-78-72-296	\$2,487.50	Cut	John Mahaffey	74-79-153	\$1,200.00
T-18	Rick Fehr	74-73-71-69-287	\$19,000.00	T-69	David Peoples	75-73-74-74-296	\$2,487.50	Cut	Scott Mahberg	76-77-153	\$1,200.00
T-18	John Huston	73-75-71-68-287	\$19,000.00	T-69	Ted Schulz	75-71-74-76-296	\$2,487.50	Cut	Ron McDougal	79-74-153	\$1,200.00
T-21	Bill Britton	70-77-70-71-288	\$14,000.00	T-69	Payne Stewart	76-69-79-72-296	\$2,487.50	Cut	Ian Woosnam	73-80-153	\$1,200.00
T-21	Fred Couples	69-73-73-73-288	\$14,000.00	T-73	Ben Crenshaw	75-71-78-74-298	\$2,400.00	Cut	Gene Fieger	77-77-154	\$1,200.00
T-21	Lee Janzen	74-71-72-71-288	\$14,000.00	T-73	David Frost	72-76-77-73-298	\$2,400.00	Cut	Hubert Green	72-82-154	\$1,200.00
T-21	Tom Kite	73-73-69-73-288	\$14,000.00	T-73	Bruce Lietzke	75-70-80-73-298	\$2,400.00	Cut	Mike Harwood	76-78-154	\$1,200.00
T-21	Gil Morgan	71-69-73-75-288	\$14,000.00	T-76	Jay Don Blake	68-77-79-76-300	\$2,325.00	Cut	Gordon Johnson	79-75-154	\$1,200.00
T-21	Tommy Nakajima	71-75-69-73-288	\$14,000.00	T-76	Bob Estes	69-78-77-76-300	\$2,325.00	Cut	Gary Ostrega	75-79-154	\$1,200.00
T-21	Tom Purtzer	72-72-74-70-288	\$14,000.00	T-76	Steve Veriato	70-73-77-80-300	\$2,325.00	Cut	Kirk Triplett	73-81-154	\$1,200.00
T-28	Mike Hulbert	74-74-70-71-289	\$9,000.00	T-79	Robert Gamez	69-75-82-77-303	\$2,250.00	Cut	Michael Burke Jr.	76-79-155	\$1,200.00
T-28	Peter Jacobsen	73-71-72-73-289	\$9,000.00	T-79	Scott Gump	71-72-78-82-303	\$2,250.00	Cut	Lowell Dencer	73-82-155	\$1,200.00
T-28	Larry Nelson	72-68-75-74-289	\$9,000.00	T-79	Todd Smith	75-73-79-82-303	\$2,250.00	Cut	Ed Sabo	77-78-155	\$1,200.00
T-28	Joe Ozaki	76-72-74-67-289	\$9,000.00	82	John Daly	76-72-79-77-304	\$2,200.00	Cut	Hal Sutton	77-78-155	\$1,200.00
T-28	Tom Wargo	72-72-73-72-289	\$9,000.00	83	Harold Perry	74-74-78-79-305	\$2,175.00	Cut	Kenny Knox	76-80-156	\$1,200.00
T-33	Paul Azinger	72-73-68-77-290	\$7,000.00	T-84	Neal Lancaster	75-72-79-81-307	\$2,137.50	Cut	Bruce Lehnhard	77-79-156	\$1,200.00
T-33	Brad Fabel	72-76-74-68-290	\$7,000.00	T-84	Ken McDonald	78-69-78-82-307	\$2,137.50	Cut	Gary Robison	77-79-156	\$1,200.00
T-33	Bruce Fleisher	70-72-75-73-290	\$7,000.00	Cut	Chip Beck	74-75-149	\$1,200.00	Cut	Mark Carnevale	79-78-157	\$1,200.00
T-33	Davis Love III	77-71-70-72-290	\$7,000.00	Cut	Bob Gilder	76-73-149	\$1,200.00	Cut	Tom Joyce	77-80-157	\$1,200.00
T-33	Colin Montgomerie	72-76-69-73-290	\$7,000.00	Cut	David Gilford	75-74-149	\$1,200.00	Cut	Mike San Filippo	80-77-157	\$1,200.00
T-33	Frank Nobile	69-74-74-73-290	\$7,000.00	Cut	Scott Hoch	74-75-149	\$1,200.00	Cut	Doug Hixon	80-78-158	\$1,200.00
T-33	Dillard Pruitt	73-70-73-74-290	\$7,000.00	Cut	Billy Mayfair	74-75-149	\$1,200.00	Cut	Bob Lohr	76-82-158	\$1,200.00
T-40	Fulton Allem	74-72-72-73-291	\$5,162.50	Cut	Mike Schuchart	74-75-149	\$1,200.00	Cut	Ed Whitman	75-83-158	\$1,200.00
T-40	Billy Ray Brown	72-75-72-72-291	\$5,162.50	Cut	Bob Borowicz	73-77-150	\$1,200.00	Cut	Steve Groves	83-76-159	\$1,200.00
T-40	David Edwards	74-70-77-70-291	\$5,162.50	Cut	Ed Dougherty	76-74-150	\$1,200.00	Cut	Darrell Kestner	79-80-159	\$1,200.00
T-40	Mark James	75-72-72-72-291	\$5,162.50	Cut	David Feherty	75-75-150	\$1,200.00	Cut	Randy Peterson	80-79-159	\$1,200.00
T-40	Bernhard Langer	72-74-72-73-291	\$5,162.50	Cut	Denny Hepler	78-72-150	\$1,200.00	Cut	Baker Maddera	83-77-160	\$1,200.00
T-40	Rocco Mediate	72-68-74-77-291	\$5,162.50	Cut	Mark McCumber	73-77-150	\$1,200.00	Cut	Mel Baum	81-81-162	\$1,200.00
T-40	Larry Mize	74-74-71-72-291	\$5,162.50	Cut	Jack Nicklaus	72-78-150	\$1,200.00	Cut	Bob Groff	79-83-162	\$1,200.00
T-40	Lanny Wadkins	72-71-73-75-291	\$5,162.50	Cut	Mark O'Meara	75-75-150	\$1,200.00	Cut	Mike Moyers	82-80-162	\$1,200.00
T-48	Brad Bryant	75-71-73-73-292	\$3,687.50	Cut	Jose Maria Olazabal	73-77-150	\$1,200.00	Cut	Arnold Palmer	79-83-162	\$1,200.00
T-48	Mark Calcavecchia	74-69-74-75-292	\$3,687.50	Cut	Eduardo Romero	73-77-150	\$1,200.00	WD	Ken Green	75	
T-48	Raymond Floyd	69-75-69-79-292	\$3,687.50	Cut	Dan Wood	76-74-150	\$1,200.00				
T-48	Steve Pate	70-78-70-74-292	\$3,687.50	Cut	Phil Blackmar	77-74-151	\$1,200.00				

1991 Every sport has that one magical moment when an unknown or longshot emerges to inspire people everywhere by winning an event few believed possible. For golf, the 1991 PGA Championship produced long-driving John Daly of Dardanelle, Ark. Daly, the ninth alternate, got his chance to compete when Nick Price withdrew to be present at the birth of his child, and three alternates ahead of Daly declined. Without the benefit of a practice round, Daly posted an opening-round 69 to share eighth place. He seized the lead for good, closing the Championship with rounds of 67, 69 and 71 for a 276 total, and a three-stroke victory over Bruce Lietzke.

Champion: John Daly, Dardanelle, Ark.


Site: Crooked Stick Golf Club, Carmel, Ind.

Date: Aug. 8-11

Purse: \$1,400,000

Par: 36-36-72 (7,295 Yards)

Field: 151 Cut at 147 77 players advanced



	Course Avg	Under Par	At Par	Over Par	Round Leader	Low Round	John Daly
Round 1:	73.7	38	19	94	Knox, Woosnam	67 - Knox, Woosnam	69 - T-8
Round 2:	74.85	29	17	102	John Daly	67 - Daly, Sutton, Couples	136 - (67) 1st
Round 3:	72.86	26	13	37	John Daly	67 - Bob Gilder	205 - (69) 1st
Round 4:	72.88	26	12	39	John Daly	67 - Jim Gallagher Jr.	276 - (71) 1st
Totals:	73.81	119	61	272			

Championship Summary

Place	Name	Score	Winnings	Place	Name	Score	Winnings	Place	Name	Score	Winnings
1	John Daly	69-67-69-71-276	\$230,000.00	T-52	David Graham	72-73-73-74-292	\$2,725.00	Cut	Tim Simpson	74-76-150	\$1,000.00
2	Bruce Lietzke	68-69-72-70-279	\$140,000.00	T-52	Tom Kite	73-72-75-72-292	\$2,725.00	Cut	Hubert Green	73-78-151	\$1,000.00
3	Jim Gallagher Jr.	70-72-72-67-281	\$95,000.00	T-52	Mark McCumber	74-72-71-75-292	\$2,725.00	Cut	Morris Hatafsky	74-77-151	\$1,000.00
4	Kenny Knox	67-71-70-74-282	\$75,000.00	T-52	Eduardo Romero	72-75-73-72-292	\$2,725.00	Cut	Stu Ingraham	73-78-151	\$1,000.00
T-5	Bob Gilder	73-70-67-73-283	\$60,000.00	T-52	Tom Sieckmann	68-76-74-74-292	\$2,725.00	Cut	John Mahaffey	77-74-151	\$1,000.00
T-5	Steven Richardson	70-72-72-69-283	\$60,000.00	T-57	Fred Funk	71-69-72-81-293	\$2,537.50	Cut	Scott Simpson	72-79-151	\$1,000.00
T-7	David Feherty	71-74-71-68-284	\$38,000.00	T-57	Nolan Henke	74-70-75-74-293	\$2,537.50	Cut	Greg Farrow	74-78-152	\$1,000.00
T-7	Raymond Floyd	69-74-72-69-284	\$38,000.00	T-57	Blaine McCallister	71-76-77-69-293	\$2,537.50	Cut	Larry Gilbert	79-73-152	\$1,000.00
T-7	John Huston	70-72-70-72-284	\$38,000.00	T-57	Lindy Miller	72-72-77-72-293	\$2,537.50	Cut	Mike Kallam	74-78-152	\$1,000.00
T-7	Steve Pate	70-75-70-69-284	\$38,000.00	T-61	Dave Barr	75-72-76-71-294	\$2,462.50	Cut	Darrell Kestner	74-78-152	\$1,000.00
T-7	Craig Stadler	68-71-69-76-284	\$38,000.00	T-61	Jeff Sluman	73-73-74-74-294	\$2,462.50	Cut	Larry Nelson	75-77-152	\$1,000.00
T-7	Hal Sutton	74-67-72-71-284	\$38,000.00	T-63	Gene Sauers	75-71-70-79-295	\$2,400.00	Cut	Sam Torrance	74-78-152	\$1,000.00
T-13	Jay Don Blake	75-70-72-68-285	\$24,000.00	T-63	Joey Sindelar	74-73-71-77-295	\$2,400.00	Cut	Gary Trivisonno	77-75-152	\$1,000.00
T-13	Andrew Magee	69-73-68-75-285	\$24,000.00	T-63	Bob Wolcott	73-71-79-72-295	\$2,400.00	Cut	Jim Masserio	74-79-153	\$1,000.00
T-13	Payne Stewart	74-70-71-70-285	\$24,000.00	T-66	Dillard Pruitt	72-75-73-76-296	\$2,312.50	Cut	Brett Upper	74-79-153	\$1,000.00
T-16	Nick Faldo	70-69-71-76-286	\$17,000.00	T-66	Bob Tway	73-71-78-74-296	\$2,312.50	Cut	Bruce Fleisher	76-78-154	\$1,000.00
T-16	Ken Green	68-73-71-74-286	\$17,000.00	T-66	Mark Wiebe	72-73-73-78-296	\$2,312.50	Cut	Buddy Gardner	74-80-154	\$1,000.00
T-16	Wayne Levi	73-71-72-70-286	\$17,000.00	T-66	Scott Williams	70-77-76-73-296	\$2,312.50	Cut	Gary Hallberg	72-82-154	\$1,000.00
T-16	Sandy Lyle	68-75-71-72-286	\$17,000.00	T-70	Denny Hepler	71-75-75-76-297	\$2,225.00	Cut	Mark O'Meara	75-79-154	\$1,000.00
T-16	Rocco Mediate	71-71-73-71-286	\$17,000.00	T-70	Lonnie Nielsen	74-71-74-78-297	\$2,225.00	Cut	Stan Utley	77-77-154	\$1,000.00
T-16	Gil Morgan	70-71-74-71-286	\$17,000.00	T-70	David Peoples	74-73-75-75-297	\$2,225.00	Cut	Tom Wargo	76-78-154	\$1,000.00
T-16	Howard Twitty	70-71-75-70-286	\$17,000.00	T-73	Phil Blackmar	73-72-82-71-298	\$2,137.50	Cut	Mel Baum	78-77-155	\$1,000.00
T-23	Seve Ballesteros	71-72-71-73-287	\$11,500.00	T-73	Billy Ray Brown	69-75-79-75-298	\$2,137.50	Cut	Fran Marrello	75-80-155	\$1,000.00
T-23	Chip Beck	73-73-70-71-287	\$11,500.00	T-73	Hale Irwin	70-76-74-78-298	\$2,137.50	Cut	Arnold Palmer	77-78-155	\$1,000.00
T-23	Mike Hulbert	72-72-73-70-287	\$11,500.00	T-73	Don Pooley	72-74-72-80-298	\$2,137.50	Cut	Kim Thompson	79-76-155	\$1,000.00
T-23	Jack Nicklaus	71-72-73-71-287	\$11,500.00		77 Kenny Perry	72-73-79-76-300	\$2,075.00	Cut	Milan Wilor	77-78-155	\$1,000.00
T-27	Fred Couples	74-67-76-71-288	\$8,150.00	Cut	Bill Britton	71-77-148	\$1,000.00	Cut	Bob Borowicz	80-76-156	\$1,000.00
T-27	Rick Fehr	70-73-71-74-288	\$8,150.00	Cut	Mark Brooks	73-75-148	\$1,000.00	Cut	Dave Rummells	77-79-156	\$1,000.00
T-27	Jim Hallet	69-74-73-72-288	\$8,150.00	Cut	Brian Claar	76-72-148	\$1,000.00	Cut	Andy Bean	80-77-157	\$1,000.00
T-27	Mark McNulty	75-71-69-73-288	\$8,150.00	Cut	Russ Cochran	73-75-148	\$1,000.00	Cut	Brent Buckman	79-78-157	\$1,000.00
T-27	Loren Roberts	72-74-72-70-288	\$8,150.00	Cut	John Cook	74-74-148	\$1,000.00	Cut	Terry Dear	74-83-157	\$1,000.00
T-32	Billy Andrade	73-74-68-74-289	\$6,000.00	Cut	Bob Lohr	78-70-148	\$1,000.00	Cut	Mike Harwood	73-85-158	\$1,000.00
T-32	Mark Calcavecchia	70-74-73-72-289	\$6,000.00	Cut	Tommy Nakajima	72-76-148	\$1,000.00	Cut	Jeff Roth	80-78-158	\$1,000.00
T-32	David Edwards	71-75-71-72-289	\$6,000.00	Cut	Peter Persons	73-75-148	\$1,000.00	Cut	Brad Sherfy	76-82-158	\$1,000.00
T-32	Steve Elkington	74-68-74-73-289	\$6,000.00	Cut	Peter Senior	74-74-148	\$1,000.00	Cut	Bob Lendzion	76-83-159	\$1,000.00
T-32	Dan Forsman	73-74-68-74-289	\$6,000.00	Cut	Dave Stockton	71-77-148	\$1,000.00	Cut	Brian Tennyson	76-83-159	\$1,000.00
T-32	Davis Love III	72-72-72-73-289	\$6,000.00	Cut	Fuzzy Zoeller	72-76-148	\$1,000.00	Cut	Brent Veenstra	77-82-159	\$1,000.00
T-32	Jodie Mudd	74-71-74-70-289	\$6,000.00	Cut	Scott Bentley	75-74-149	\$1,000.00	Cut	Robert Wilkin	76-84-160	\$1,000.00
T-32	Greg Norman	70-74-72-73-289	\$6,000.00	Cut	Jay Delsing	70-79-149	\$1,000.00	Cut	Tom Woodard	84-76-160	\$1,000.00
T-32	Corey Pavin	72-73-71-73-289	\$6,000.00	Cut	Terry Florence	75-74-149	\$1,000.00	Cut	Mike Lawrence	82-79-161	\$1,000.00
T-32	Tom Purtzer	69-76-71-73-289	\$6,000.00	Cut	Rick Kawagishi	75-74-149	\$1,000.00	Cut	Benny Passons	85-77-162	\$1,000.00
T-32	Doug Tewell	75-72-74-68-289	\$6,000.00	Cut	Bernhard Langer	75-74-149	\$1,000.00	Cut	Steve Veriato	82-80-162	\$1,000.00
T-43	Ed Dougherty	75-70-69-76-290	\$4,030.00	Cut	Larry Mize	72-77-149	\$1,000.00	Cut	Gregg Wolff	81-81-162	\$1,000.00
T-43	Wayne Grady	72-70-71-77-290	\$4,030.00	Cut	Lee Rinker	73-76-149	\$1,000.00	Cut	John Hendricks	83-80-163	\$1,000.00
T-43	Scott Hoch	71-75-72-72-290	\$4,030.00	Cut	Ken Schall	74-75-149	\$1,000.00	Cut	Shawn McEntee	81-82-163	\$1,000.00
T-43	Craig Parry	73-70-76-71-290	\$4,030.00	Cut	Bobby Wadkins	77-72-149	\$1,000.00	Cut	Jim White	76-87-163	\$1,000.00
T-43	Lanny Wadkins	71-74-72-73-290	\$4,030.00	Cut	Tom Watson	74-75-149	\$1,000.00	Cut	Jim Dickson	83-85-168	\$1,000.00
T-48	Keith Clearwater	72-72-76-71-291	\$3,175.00	Cut	Ian Baker-Finch	74-76-150	\$1,000.00	WD	Ben Crenshaw	81	\$1,000.00
T-48	Brad Faxon	72-71-76-72-291	\$3,175.00	Cut	Billy Mayfair	73-77-150	\$1,000.00	WD	Curtis Strange	81	\$1,000.00
T-48	David Frost	74-70-75-72-291	\$3,175.00	Cut	José María Olazábal	77-73-150	\$1,000.00				
T-48	Ian Woosnam	67-72-76-76-291	\$3,175.00	Cut	Ted Schulz	75-75-150	\$1,000.00				

1990 Australian Wayne Grady, who now calls Orlando, Fla., home, quietly opened with a par 72, then added rounds of 67, 72 and 71 to capture his first major golf championship. Fred Couples was one shot ahead of Grady through 66 holes, but proceeded to bogey the next four holes, while Grady was making pars, to finish second, three strokes behind. Only three players, Grady, Couples and third-place finisher Gil Morgan (286), managed to break par (288) for the Championship.

Champion: Wayne Grady, Orlando, Fla.		
Site: Shoal Creek CC, Birmingham, Ala.		
Date: Aug. 9-12		Purse: \$1,350,000
Par: 36-36-72 (7,145 Yards)		
Field: 152	Cut at 151	74 players advanced



	Course Avg	Under Par	At Par	Over Par	Round Leader	Low Round	Wayne Grady
Round 1:	75.9	15	13	123	Bobby Wadkins	68 - Bobby Wadkins	72 - T-16
Round 2:	76.1	17	11	121	Wayne Grady	67 - Wayne Grady	139 - (67) 1st
Round 3:	74.8	12	8	54	Wayne Grady	65 - Gil Morgan	211 - (72) 1st
Round 4:	75.6	6	7	61	Wayne Grady	69 - Nick Faldo	282 - (71) 1st
Totals:	75.76	50	39	359			

Championship Summary

Place	Name	Score	Winnings	Place	Name	Score	Winnings	Place	Name	Score	Winnings
1	Wayne Grady	72-67-72-71-282	\$225,000.00	T-49	Mike Hulbert	71-75-79-75-300	\$2,865.62	Cut	Ken Schall	77-78-155	\$1,000.00
2	Fred Couples	69-71-73-72-285	\$135,000.00	T-49	Mark McCumber	73-76-74-77-300	\$2,865.63	Cut	Curtis Strange	79-76-155	\$1,000.00
3	Gil Morgan	77-72-65-72-286	\$90,000.00	T-49	Kenny Perry	73-76-78-73-300	\$2,865.63	Cut	Lanny Wadkins	74-81-155	\$1,000.00
4	Bill Britton	72-74-72-71-289	\$73,500.00	T-49	Hal Sutton	72-74-78-76-300	\$2,865.63	Cut	Larry Emery	79-77-156	\$1,000.00
T-5	Chip Beck	71-70-78-71-290	\$51,666.67	T-49	Stan Utley	71-72-80-77-300	\$2,865.62	Cut	Dan Forsman	76-80-156	\$1,000.00
T-5	Billy Mayfair	70-71-75-74-290	\$51,666.67	T-57	Ian Baker-Finch	74-71-78-78-301	\$2,525.00	Cut	Stu Ingraham	75-81-156	\$1,000.00
T-5	Loren Roberts	73-71-70-76-290	\$51,666.66	T-57	Bob Gilder	73-78-73-77-301	\$2,525.00	Cut	Jay Overton	77-79-156	\$1,000.00
T-8	Mark McNulty	74-72-75-71-292	\$34,375.00	T-57	John Huston	72-72-77-80-301	\$2,525.00	Cut	Benny Passons	74-82-156	\$1,000.00
T-8	Don Pooley	75-74-71-72-292	\$34,375.00	T-57	David Peoples	77-71-77-76-301	\$2,525.00	Cut	Ronan Rafferty	81-75-156	\$1,000.00
T-8	Tim Simpson	71-73-75-73-292	\$34,375.00	T-57	Craig Stadler	75-73-74-79-301	\$2,525.00	Cut	Gene Sauers	75-81-156	\$1,000.00
T-8	Payne Stewart	71-72-70-79-292	\$34,375.00	62	Peter Senior	74-75-72-81-302	\$2,450.00	Cut	Kim Thompson	80-76-156	\$1,000.00
T-12	Hale Irwin	77-72-70-74-293	\$27,000.00	T-63	Jay Delsing	75-73-73-82-303	\$2,400.00	Cut	Kirk Triplett	74-82-156	\$1,000.00
T-12	Larry Mize	72-68-76-77-293	\$27,000.00	T-63	Donnie Hammond	77-70-80-76-303	\$2,400.00	Cut	Tommy Armour	78-79-157	\$1,000.00
T-14	Billy Andrade	75-72-73-74-294	\$20,600.00	T-63	Nick Price	75-71-81-76-303	\$2,400.00	Cut	Pat Fitzsimons	78-79-157	\$1,000.00
T-14	Morris Hatafsky	73-78-71-72-294	\$20,600.00	T-66	David Graham	75-75-75-79-304	\$2,325.00	Cut	Phil Hancock	82-75-157	\$1,000.00
T-14	José María Olazábal	73-77-72-72-294	\$20,600.00	T-66	Scott Simpson	76-75-72-81-304	\$2,325.00	Cut	Dana Quigley	77-80-157	\$1,000.00
T-14	Corey Pavin	73-75-72-74-294	\$20,600.00	T-66	Bobby Wadkins	68-75-80-81-304	\$2,325.00	Cut	Dave Stockton	80-77-157	\$1,000.00
T-14	Fuzzy Zoeller	72-71-76-75-294	\$20,600.00	T-69	James Blair	73-76-76-80-305	\$2,225.00	Cut	Ray Freeman	79-79-158	\$1,000.00
T-19	Bob Boyd	74-74-71-76-295	\$14,000.00	T-69	Ed Fiori	75-76-77-77-305	\$2,225.00	Cut	Bob Makoski	82-76-158	\$1,000.00
T-19	Nick Faldo	71-75-80-69-295	\$14,000.00	T-69	Cary Hungate	72-77-79-77-305	\$2,225.00	Cut	Joe Ozaki	77-81-158	\$1,000.00
T-19	Blaine McCallister	75-73-74-73-295	\$14,000.00	T-69	Rocco Mediate	75-72-77-81-305	\$2,225.00	Cut	Mike San Filippo	81-77-158	\$1,000.00
T-19	Greg Norman	77-69-76-73-295	\$14,000.00	T-69	Jumbo Ozaki	75-74-79-77-305	\$2,225.00	Cut	Chris Tucker	76-82-158	\$1,000.00
T-19	Mark O'Meara	69-76-79-71-295	\$14,000.00	74	Bob Ford	75-75-79-77-306	\$2,150.00	Cut	Brad Bryant	80-79-159	\$1,000.00
T-19	Tom Watson	74-71-77-73-295	\$14,000.00	Cut	Billy Ray Brown	75-77-152	\$1,000.00	Cut	Greg Cerulli	75-84-159	\$1,000.00
T-19	Mark Wiebe	74-73-75-73-295	\$14,000.00	Cut	Steve Elkington	75-77-152	\$1,000.00	Cut	Rodger Davis	81-78-159	\$1,000.00
T-26	Mark Brooks	78-69-76-73-296	\$8,650.00	Cut	Rick Fehr	77-75-152	\$1,000.00	Cut	Eduardo Romero	84-75-159	\$1,000.00
T-26	Peter Jacobsen	74-75-71-76-296	\$8,650.00	Cut	Steve Jones	74-78-152	\$1,000.00	Cut	Jim Sabb	76-83-159	\$1,000.00
T-26	Chris Perry	75-74-72-75-296	\$8,650.00	Cut	Bruce Lietzke	78-74-152	\$1,000.00	Cut	Seve Ballesteros	77-83-160	\$1,000.00
T-26	Ray Stewart	73-73-75-75-296	\$8,650.00	Cut	Bob Lohr	78-74-152	\$1,000.00	Cut	Jay Haas	82-78-160	\$1,000.00
T-26	Brian Tennyson	71-77-71-77-296	\$8,650.00	Cut	Larry Nelson	77-75-152	\$1,000.00	Cut	Jim Thorpe	77-83-160	\$1,000.00
T-31	Paul Azinger	76-70-74-77-297	\$6,500.00	Cut	Jack Nicklaus	78-74-152	\$1,000.00	Cut	Ed Whitman	84-76-160	\$1,000.00
T-31	Ben Crenshaw	74-70-78-75-297	\$6,500.00	Cut	Rick Osberg	73-79-152	\$1,000.00	Cut	Steve Bowen	81-80-161	\$1,000.00
T-31	David Frost	76-74-69-78-297	\$6,500.00	Cut	Jerry Pate	73-79-152	\$1,000.00	Cut	Larry Gilbert	83-79-162	\$1,000.00
T-31	Steve Pate	71-75-71-80-297	\$6,500.00	Cut	Ted Schulz	78-74-152	\$1,000.00	Cut	Mike Gove	86-76-162	\$1,000.00
T-31	Tom Purtzer	74-74-77-72-297	\$6,500.00	Cut	Mike Sullivan	75-77-152	\$1,000.00	Cut	David Ishii	82-80-162	\$1,000.00
T-31	Dave Rummells	73-73-77-74-297	\$6,500.00	Cut	Lee Trevino	77-75-152	\$1,000.00	Cut	Arnold Palmer	81-81-162	\$1,000.00
T-31	Jeff Sluman	74-74-73-76-297	\$6,500.00	Cut	Hubert Green	74-79-153	\$1,000.00	Cut	Jim Gallagher Jr.	82-81-163	\$1,000.00
T-31	Scott Verplank	70-76-73-78-297	\$6,500.00	Cut	Kirk Hanefeld	76-77-153	\$1,000.00	Cut	Drue Johnson	79-84-163	\$1,000.00
T-31	Ian Woosnam	74-75-70-78-297	\$6,500.00	Cut	Robert Hoyt	74-79-153	\$1,000.00	Cut	Bob Borowicz	81-84-165	\$1,000.00
T-40	Isao Aoki	72-74-78-74-298	\$4,750.00	Cut	Mark James	77-76-153	\$1,000.00	Cut	Chris Dachisen	84-81-165	\$1,000.00
T-40	Tom Kite	79-71-74-74-298	\$4,750.00	Cut	Bernhard Langer	75-78-153	\$1,000.00	Cut	Hunt Gilliland	82-83-165	\$1,000.00
T-40	Davis Love III	72-72-77-77-298	\$4,750.00	Cut	Lonnie Nielsen	72-81-153	\$1,000.00	Cut	Andy Bean	84-82-166	\$1,000.00
T-40	John Mahaffey	75-72-76-75-298	\$4,750.00	Cut	Jeff Thomsen	77-76-153	\$1,000.00	Cut	Curt Schnell	82-84-166	\$1,000.00
T-40	Craig Parry	74-72-75-77-298	\$4,750.00	Cut	Mark Calcavecchia	77-77-154	\$1,000.00	Cut	Ken Allard	81-86-167	\$1,000.00
T-45	Andrew Magee	75-74-73-77-299	\$3,700.00	Cut	Russ Cochran	74-80-154	\$1,000.00	Cut	Noel Caruso	84-83-167	\$1,000.00
T-45	Sammy Rachels	75-73-76-75-299	\$3,700.00	Cut	Bob Estes	77-77-154	\$1,000.00	Cut	Dale Fuller	82-87-169	\$1,000.00
T-45	Mike Reid	71-78-78-72-299	\$3,700.00	Cut	Bruce Fleisher	78-76-154	\$1,000.00	Cut	Ted Goin	87-83-170	\$1,000.00
T-45	Bob Tway	72-76-73-78-299	\$3,700.00	Cut	Kent Stauffer	78-76-154	\$1,000.00	WD	Mark Lye	72	\$1,000.00
T-49	Raymond Floyd	72-77-74-77-300	\$2,865.62	Cut	Mike Donald	76-79-155	\$1,000.00	WD	Jay Don Blake	77	\$1,000.00
T-49	Robert Gamez	71-78-75-76-300	\$2,865.62	Cut	Brad Faxon	80-75-155	\$1,000.00	WD	Bill Glasson	82	\$1,000.00
T-49	Scott Hoch	78-73-72-77-300	\$2,865.63	Cut	Bill Sander	80-75-155	\$1,000.00				

1989 Payne Stewart birdied four of the last five holes, shooting a 31 over the final nine, to edge runners-up Mike Reid, Curtis Strange and Andy Bean, and win his first major title. Reid, who led the 71st PGA Championship until the finishing holes, bogeyed 16, double-bogeyed 17 and missed an 8-foot birdie putt on 18. Windless playing conditions at Kemper Lakes, a public golf facility, helped produce holes-in-one by Mark O'Meara, Lanny Wadkins, Scott Hoch and Davis Love III. The four aces tied a PGA Championship record established in 1988.

Champion: Payne Stewart, Orlando, Fla.		
Site: Kemper Lakes GC, Hawthorn Woods, Ill.		
Date: Aug. 10-13		Purse: \$1,200,000
Par: 36-36-72 (7,217 Yards)		
Field: 150	Cut at: 145	70 players advanced




	Course Avg	Under Par	At Par	Over Par	Round Leader	Low Round	Payne Stewart
Round 1:	73.7	49	7	94	Reid, Thompson	66 - Mike Reid, Leonard Thompson	74 - T-77
Round 2:	73.3	54	13	82	Mike Reid	64 - Craig Stadler	140 - (66) T-14
Round 3:	71.9	29	14	27	Mike Reid	65 - Isao Aoki	209 - (69) T-11
Round 4:	72.9	21	13	36	Payne Stewart	66 - Andy Bean	276 - (67) 1st
Totals:	73.11	153	47	239			

Championship Summary

Place	Name	Score	Winnings	Place	Name	Score	Winnings	Place	Name	Score	Winnings
1	Payne Stewart	74-66-69-67-276	\$200,000.00	T-51	Steve Jones	71-74-71-73-289	\$2,750.00	Cut	Jack Lewis	73-76-149	\$1,000.00
T-2	Andy Bean	70-67-74-66-277	\$83,333.34	T-51	Kenny Perry	71-74-70-74-289	\$2,750.00	Cut	Rick Morton	74-75-149	\$1,000.00
T-2	Mike Reid	66-67-70-74-277	\$83,333.33	T-53	Phil Blackmar	68-75-75-72-290	\$2,490.00	Cut	Corey Pavin	75-74-149	\$1,000.00
T-2	Curtis Strange	70-68-70-69-277	\$83,333.33	T-53	Tom Purtzer	69-73-74-74-290	\$2,490.00	Cut	Lee Trevino	74-75-149	\$1,000.00
5	Dave Rummells	68-69-69-72-278	\$45,000.00	T-53	Clarence Rose	74-71-72-73-290	\$2,490.00	Cut	Bob Tway	78-71-149	\$1,000.00
6	Ian Woosnam	68-70-70-71-279	\$40,000.00	T-53	Scott Simpson	70-74-75-71-290	\$2,490.00	Cut	Tom Byrum	73-77-150	\$1,000.00
T-7	Scott Hoch	69-69-69-73-280	\$36,250.00	T-53	Doug Tewell	73-69-72-76-290	\$2,490.00	Cut	Russ Cochran	77-73-150	\$1,000.00
T-7	Craig Stadler	71-64-72-73-280	\$36,250.00	T-58	Brad Bryant	70-70-72-79-291	\$2,380.00	Cut	Scott Davis	76-74-150	\$1,000.00
T-9	Nick Faldo	70-73-69-69-281	\$30,000.00	T-58	Andy North	69-75-77-70-291	\$2,380.00	Cut	Dan Forsman	75-75-150	\$1,000.00
T-9	Ed Fiori	70-67-75-69-281	\$30,000.00	T-58	Gene Sauers	76-68-75-72-291	\$2,380.00	Cut	Jay Haas	80-70-150	\$1,000.00
T-9	Tom Watson	67-69-74-71-281	\$30,000.00	T-61	Gary Koch	71-72-77-72-292	\$2,330.00	Cut	Donnie Hammond	75-75-150	\$1,000.00
T-12	Seve Ballesteros	72-70-66-74-282	\$21,900.00	T-61	Bernhard Langer	74-71-75-72-292	\$2,330.00	Cut	John Mahaffey	73-77-150	\$1,000.00
T-12	Jim Gallagher Jr.	73-69-68-72-282	\$21,900.00	T-63	Arnold Palmer	68-74-81-70-293	\$2,290.00	Cut	Shawn McEntee	74-76-150	\$1,000.00
T-12	Greg Norman	74-71-67-70-282	\$21,900.00	T-63	Greg Twiggs	71-73-74-75-293	\$2,290.00	Cut	Lindy Miller	73-77-150	\$1,000.00
T-12	Mike Sullivan	76-66-67-73-282	\$21,900.00	65	Mark McCumber	70-73-74-77-294	\$2,260.00	Cut	Sammy Rachels	76-74-150	\$1,000.00
T-12	Mark Wiebe	71-70-69-72-282	\$21,900.00	66	Hubert Green	69-73-76-77-295	\$2,240.00	Cut	Jim Carter	80-71-151	\$1,000.00
T-17	Isao Aoki	72-71-65-75-283	\$15,000.00	67	Jodie Mudd	71-70-80-75-296	\$2,220.00	Cut	Bob Ford	79-72-151	\$1,000.00
T-17	Ben Crenshaw	68-72-72-71-283	\$15,000.00	68	Dave Stockton	76-69-75-77-297	\$2,200.00	Cut	Ray Freeman	74-77-151	\$1,000.00
T-17	Buddy Gardner	72-71-70-70-283	\$15,000.00	69	Ronnie Black	73-70-74-82-299	\$2,180.00	Cut	John Jackson	75-76-151	\$1,000.00
T-17	Davis Love III	73-69-72-69-283	\$15,000.00	70	Curt Byrum	73-71-76-87-307	\$2,170.00	Cut	Gary Robinson	80-71-151	\$1,000.00
T-17	Blaine McCallister	71-72-70-70-283	\$15,000.00	Cut	Billy Andrade	73-73-146	\$1,000.00	Cut	Ron Vlosich	77-74-151	\$1,000.00
T-17	Larry Mize	73-71-68-71-283	\$15,000.00	Cut	Dave Barr	76-70-146	\$1,000.00	Cut	Bobby Wadkins	75-76-151	\$1,000.00
T-17	Chris Perry	67-70-70-76-283	\$15,000.00	Cut	Fred Couples	73-73-146	\$1,000.00	Cut	Brad Faxon	75-77-152	\$1,000.00
T-24	Tommy Armour	70-69-73-72-284	\$10,000.00	Cut	Jim Hallet	72-74-146	\$1,000.00	Cut	Jeff Jackson	73-79-152	\$1,000.00
T-24	Dan Pohl	71-69-74-70-284	\$10,000.00	Cut	Stu Ingraham	70-76-146	\$1,000.00	Cut	Bob Mann	77-75-152	\$1,000.00
T-24	Jeff Sluman	75-70-69-70-284	\$10,000.00	Cut	Gil Morgan	73-73-146	\$1,000.00	Cut	Fulton Allem	79-74-153	\$1,000.00
T-27	David Frost	70-74-69-72-285	\$7,535.71	Cut	Ted Schulz	72-74-146	\$1,000.00	Cut	Paul Azinger	74-79-153	\$1,000.00
T-27	Mike Hulbert	70-71-72-72-285	\$7,535.72	Cut	Hal Sutton	76-70-146	\$1,000.00	Cut	Jim Cichra	75-78-153	\$1,000.00
T-27	Peter Jacobsen	70-70-73-72-285	\$7,535.71	Cut	Scott Verplank	73-73-146	\$1,000.00	Cut	David Graham	79-74-153	\$1,000.00
T-27	Jack Nicklaus	68-72-73-72-285	\$7,535.72	Cut	Ken Allard	76-71-147	\$1,000.00	Cut	Mark Brooks	75-80-155	\$1,000.00
T-27	Tim Simpson	69-70-73-73-285	\$7,535.71	Cut	John Huston	74-73-147	\$1,000.00	Cut	Robert Gibbons	77-78-155	\$1,000.00
T-27	Brian Tennyson	71-69-72-73-285	\$7,535.71	Cut	Andrew Magee	74-73-147	\$1,000.00	Cut	Jerry Tucker	77-78-155	\$1,000.00
T-27	Howard Twitty	72-71-68-74-285	\$7,535.72	Cut	Chris Mitchell	74-73-147	\$1,000.00	Cut	Bruce Lehnhard	82-74-156	\$1,000.00
T-34	Ian Baker-Finch	74-68-70-74-286	\$5,750.00	Cut	Mark O'Meara	68-79-147	\$1,000.00	Cut	Ed Terasa	77-79-156	\$1,000.00
T-34	Chip Beck	73-71-69-73-286	\$5,750.00	Cut	José Maria Olazábal	73-74-147	\$1,000.00	Cut	Ed Whitman	79-77-156	\$1,000.00
T-34	Bob Gilder	72-72-74-68-286	\$5,750.00	Cut	Robert Wrenn	73-74-147	\$1,000.00	Cut	Don Brigham	77-80-157	\$1,000.00
T-34	Tom Kile	67-73-72-74-286	\$5,750.00	Cut	Fuzzy Zoeller	75-72-147	\$1,000.00	Cut	Gene Fieger	76-81-157	\$1,000.00
T-34	Don Pooley	70-71-72-73-286	\$5,750.00	Cut	Bob Betley	73-75-148	\$1,000.00	Cut	Bill King	83-74-157	\$1,000.00
T-34	Loren Roberts	69-71-72-74-286	\$5,750.00	Cut	Jay Don Blake	74-74-148	\$1,000.00	Cut	David Ogri	77-80-157	\$1,000.00
T-34	Leonard Thompson	66-69-73-78-286	\$5,750.00	Cut	Mike Donald	76-72-148	\$1,000.00	Cut	Bob Groff	78-80-158	\$1,000.00
T-41	Bill Britton	75-67-71-74-287	\$4,260.00	Cut	Gregg Jones	77-71-148	\$1,000.00	Cut	Wally Kuchar	81-77-158	\$1,000.00
T-41	David Edwards	69-72-72-74-287	\$4,260.00	Cut	Kenny Knox	79-69-148	\$1,000.00	Cut	Bob Klein	78-82-160	\$1,000.00
T-41	Steve Elkington	69-75-71-72-287	\$4,260.00	Cut	Roger Maltbie	74-74-148	\$1,000.00	Cut	Lonnie Nielsen	80-80-160	\$1,000.00
T-41	Bob Lohr	75-69-69-74-287	\$4,260.00	Cut	Joe Ozaki	75-73-148	\$1,000.00	Cut	Mark Gardner	80-81-161	\$1,000.00
T-41	Steve Pate	70-72-74-71-287	\$4,260.00	Cut	Joey Sindelar	71-77-148	\$1,000.00	Cut	Ralph Landrum	79-82-161	\$1,000.00
T-46	Raymond Floyd	73-71-70-74-288	\$3,220.00	Cut	Steve Spray	74-74-148	\$1,000.00	Cut	Rick Meskell	81-82-163	\$1,000.00
T-46	Wayne Grady	70-75-72-71-288	\$3,220.00	Cut	Lanny Wadkins	74-74-148	\$1,000.00	Cut	Greg Frederick	82-83-165	\$1,000.00
T-46	Bruce Lietzke	70-72-73-73-288	\$3,220.00	Cut	Bob Boyd	77-72-149	\$1,000.00	Cut	John Traub	92-79-171	\$1,000.00
T-46	Larry Nelson	71-74-68-75-288	\$3,220.00	Cut	Billy Ray Brown	74-75-149	\$1,000.00	Cut	Emil Esposito	87-87-174	\$1,000.00
T-46	Nick Price	70-72-72-74-288	\$3,220.00	Cut	Bobby Heins	75-74-149	\$1,000.00	WD	Ken Green	75	\$1,000.00

1988 The 70th PGA Championship was played at difficult Oak Tree Golf Club in Edmond, Okla., rated as one of the hardest courses in the country. Understandably, players were concerned that scores would be high. Instead, the 1988 PGA Championship turned out to be the second easiest in Championship history. This made for some exciting golf, as second-round leader Paul Azinger made a hole-in-one, which was witnessed live by millions on TV during the third round. Even with Azinger having a hot hand the entire week, Jeff Sluman proved to be hotter, when he fired a final-round 65. The round included an eagle-3 on the par-5 fifth hole, where Sluman holed a 100-yard wedge.

Champion: Jeff Sluman, Naples, Fla.**Site:** Oak Tree GC, Edmond, Okla.**Date:** Aug. 11-14 **Purse:** \$1,000,000**Par:** 36-35-71 (7,015 Yards)**Field:** 150 **Cut at 144** 72 players advanced

	Course Avg	Under Par	At Par	Over Par	Round Leader	Low Round	Jeff Sluman
Round 1:	73.6	31	12	107	Bob Gilder	66 - Bob Gilder	69 - T-13
Round 2:	73.1	44	19	86	Paul Azinger	64 - Dave Rummells	139 - (70) T-12
Round 3:	73.1	18	4	50	Paul Azinger	67 - McNulty, Price	207 - (68) 3rd
Round 4:	72.7	17	8	46	Jeff Sluman	65 - Jeff Sluman	272 - (65) 1st
Totals:	73.02	110	43	289			

Championship Summary

Place	Name	Score	Winnings	Place	Name	Score	Winnings	Place	Name	Score	Winnings
1	Jeff Sluman	69-70-68-65-272	\$160,000.00	T-48	Denis Watson	70-70-79-70-289	\$2,231.25	Cut	Woody Fitzhugh	74-75-149	\$1,000.00
2	Paul Azinger	67-66-71-71-275	\$100,000.00	T-52	Scott Bess	74-69-73-74-290	\$2,092.50	Cut	Morris Hatalasky	76-73-149	\$1,000.00
3	Tommy Nakajima	69-68-74-67-278	\$70,000.00	T-52	Rodger Davis	73-69-76-72-290	\$2,092.50	Cut	Ralph Landrum	75-74-149	\$1,000.00
T-4	Tom Kite	72-69-71-67-279	\$45,800.00	T-52	Ed Fiori	71-69-76-74-290	\$2,092.50	Cut	Tom Purtzer	75-74-149	\$1,000.00
T-4	Nick Faldo	67-71-70-71-279	\$45,800.00	T-52	Jodie Mudd	70-73-77-70-290	\$2,092.50	Cut	Scott Verplank	77-72-149	\$1,000.00
T-6	Bob Gilder	66-75-71-68-280	\$32,500.00	T-52	D.A. Weirbring	72-72-73-73-290	\$2,092.50	Cut	Wayne Grady	76-74-150	\$1,000.00
T-6	Dave Rummells	73-64-68-75-280	\$32,500.00	T-52	Robert Wrenn	72-68-73-77-290	\$2,092.50	Cut	Mike Hulbert	73-77-150	\$1,000.00
8	Dan Pohl	69-71-70-71-281	\$28,000.00	T-58	John Inman	73-69-75-74-291	\$1,990.00	Cut	Larry Mize	73-77-150	\$1,000.00
T-9	Raymond Floyd	68-68-74-72-282	\$21,500.00	T-58	Bob Makoski	69-72-72-78-291	\$1,990.00	Cut	Arnold Palmer	74-76-150	\$1,000.00
T-9	Steve Jones	69-68-72-73-282	\$21,500.00	T-58	Don Pooley	72-69-73-77-291	\$1,990.00	Cut	Tom Wargo	78-72-150	\$1,000.00
T-9	Kenny Knox	72-69-68-73-282	\$21,500.00	T-58	Peter Senior	68-73-74-76-291	\$1,990.00	Cut	Keith Clearwater	77-74-151	\$1,000.00
T-9	Greg Norman	68-71-72-71-282	\$21,500.00	T-62	Bruce Lietzke	70-72-76-74-292	\$1,930.00	Cut	Mike Donald	75-76-151	\$1,000.00
T-9	Mark O'Meara	70-71-70-71-282	\$21,500.00	T-62	Steve Pate	71-72-72-77-292	\$1,930.00	Cut	Bernhard Langer	74-77-151	\$1,000.00
T-9	Payne Stewart	70-69-70-73-282	\$21,500.00	64	Mike Reid	68-71-79-75-293	\$1,900.00	Cut	Bob Mann	78-73-151	\$1,000.00
T-15	John Mahaffey	71-71-70-71-283	\$16,500.00	65	Gibby Gilbert	72-72-74-76-294	\$1,880.00	Cut	Mark McCumber	76-75-151	\$1,000.00
T-15	Craig Stadler	68-73-75-67-283	\$16,500.00	T-66	Jim Carter	73-68-76-78-295	\$1,840.00	Cut	Jack Nicklaus	72-79-151	\$1,000.00
T-17	Mark Calcavecchia	73-69-70-72-284	\$11,500.00	T-66	Hal Sutton	69-74-75-77-295	\$1,840.00	Cut	Jim Weeden	75-76-151	\$1,000.00
T-17	Ben Crenshaw	70-71-69-74-284	\$11,500.00	T-66	Bobby Wadkins	75-69-76-75-295	\$1,840.00	Cut	Jim Albus	80-72-152	\$1,000.00
T-17	David Graham	70-67-73-74-284	\$11,500.00	69	Andrew Magee	71-73-74-79-297	\$1,800.00	Cut	Russ Cochran	76-76-152	\$1,000.00
T-17	Mark McNulty	73-70-67-74-284	\$11,500.00	70	Doug Tewell	70-68-81-79-298	\$1,800.00	Cut	Jim Dickson	74-78-152	\$1,000.00
T-17	Jay Overton	68-66-76-74-284	\$11,500.00	71	Dick Mast	71-72-72-85-300	\$1,800.00	Cut	Gregg Jones	76-76-152	\$1,000.00
T-17	Corey Pavin	71-70-75-68-284	\$11,500.00	Cut	Dave Barr	74-71-145	\$1,000.00	Cut	Mike Malaska	77-75-152	\$1,000.00
T-17	Nick Price	74-70-67-73-284	\$11,500.00	Cut	Jim Benepe	71-74-145	\$1,000.00	Cut	Lonnie Nielsen	78-74-152	\$1,000.00
T-17	Richard Zokol	70-70-74-70-284	\$11,500.00	Cut	Curt Byrum	79-66-145	\$1,000.00	Cut	Michael Burke Jr.	78-75-153	\$1,000.00
T-25	Ronnie Black	71-71-70-73-285	\$6,666.66	Cut	Tom Byrum	73-72-145	\$1,000.00	Cut	Gene Fieger	75-78-153	\$1,000.00
T-25	Jay Don Blake	71-73-72-69-285	\$6,666.67	Cut	Fred Couples	74-71-145	\$1,000.00	Cut	Bob Lendzion	78-75-153	\$1,000.00
T-25	David Edwards	71-69-77-68-285	\$6,666.67	Cut	Seve Ballesteros	71-75-146	\$1,000.00	Cut	Benny Passons	78-75-153	\$1,000.00
T-25	Scott Hoch	74-69-68-74-285	\$6,666.67	Cut	Brad Faxon	78-68-146	\$1,000.00	Cut	Dana Quigley	79-74-153	\$1,000.00
T-25	Blaine McCallister	73-67-75-70-285	\$6,666.66	Cut	Gary Hallberg	73-73-146	\$1,000.00	Cut	Bill Brodell	79-75-154	\$1,000.00
T-25	Lanny Wadkins	74-69-70-72-285	\$6,666.67	Cut	Bob Lohr	75-71-146	\$1,000.00	Cut	Mark Brooks	80-74-154	\$1,000.00
T-31	Chip Beck	67-72-73-74-286	\$4,842.85	Cut	Mac O'Grady	70-76-146	\$1,000.00	Cut	Darrell Kestner	78-76-154	\$1,000.00
T-31	Steve Elkington	73-70-74-69-286	\$4,842.86	Cut	Scott Simpson	74-72-146	\$1,000.00	Cut	Mike Lawrence	79-75-154	\$1,000.00
T-31	Donnie Hammond	72-72-73-69-286	\$4,842.86	Cut	Tim Simpson	72-74-146	\$1,000.00	Cut	Bob Menne	77-77-154	\$1,000.00
T-31	Gary Koch	72-65-78-71-286	\$4,842.86	Cut	Fulton Allem	73-74-147	\$1,000.00	Cut	Ray Freeman	75-81-156	\$1,000.00
T-31	Rocco Mediate	68-74-70-74-286	\$4,842.86	Cut	Ken Brown	74-73-147	\$1,000.00	Cut	Mark Gurnow	78-78-156	\$1,000.00
T-31	Curtis Strange	72-72-73-69-286	\$4,842.86	Cut	Bob Eastwood	75-72-147	\$1,000.00	Cut	Jay Lumpkin	74-82-156	\$1,000.00
T-31	Tom Watson	72-68-74-72-286	\$4,842.85	Cut	Ken Green	74-73-147	\$1,000.00	Cut	David Glenz	79-78-157	\$1,000.00
T-38	Isao Aoki	73-71-70-73-287	\$3,211.11	Cut	Bob Groff	72-75-147	\$1,000.00	Cut	Lynn Janson	77-80-157	\$1,000.00
T-38	Tom Brannen	70-71-74-72-287	\$3,211.11	Cut	Clarence Rose	73-74-147	\$1,000.00	Cut	John Paesani	79-78-157	\$1,000.00
T-38	Jay Haas	73-71-71-72-287	\$3,211.11	Cut	Gene Sauers	74-73-147	\$1,000.00	Cut	Mike San Filippo	80-77-157	\$1,000.00
T-38	Jim Hallet	72-68-74-73-287	\$3,211.12	Cut	Tom Sieckmann	73-74-147	\$1,000.00	Cut	Bob Klein	81-77-158	\$1,000.00
T-38	Hale Irwin	74-70-72-71-287	\$3,211.11	Cut	Joey Sindelar	74-73-147	\$1,000.00	Cut	Jim Sabb	78-80-158	\$1,000.00
T-38	David Ishii	73-71-74-69-287	\$3,211.11	Cut	Fuzzy Zoeller	74-73-147	\$1,000.00	Cut	Carl Poche	80-79-159	\$1,000.00
T-38	Larry Nelson	70-71-76-70-287	\$3,211.11	Cut	David Frost	75-73-148	\$1,000.00	Cut	Jeff Roth	77-82-159	\$1,000.00
T-38	Calvin Peete	74-66-74-73-287	\$3,211.11	Cut	Gil Morgan	76-72-148	\$1,000.00	Cut	Rick Vershure	78-81-159	\$1,000.00
T-38	Mark Wiebe	74-68-73-72-287	\$3,211.11	Cut	Andy North	74-74-148	\$1,000.00	Cut	Don Brigham	79-83-162	\$1,000.00
47	Peter Jacobsen	73-68-75-72-288	\$2,400.00	Cut	Sam Randolph	73-75-148	\$1,000.00	Cut	Dwight Nevil	81-84-165	\$1,000.00
T-48	John Cook	67-69-76-77-289	\$2,231.25	Cut	David Thore	78-70-148	\$1,000.00	WD	Bill Glasson	83	\$1,000.00
T-48	Dave Stockton	70-69-75-75-289	\$2,231.25	Cut	Lee Trevino	77-71-148	\$1,000.00	WD	Ian Woosnam	78-79-157	\$1,000.00
T-48	Bob Tway	71-71-70-77-289	\$2,231.25	Cut	Andy Bean	78-71-149	\$1,000.00	WD	Hubert Green	74-69-83-226	\$1,000.00

1987 The 1987 PGA Championship, played at the home of The PGA of America on the difficult Champion Course at PGA National Golf Club, produced the highest winning score in PGA Championship history. A final round of even-par 72 brought 1981 PGA Champion Larry Nelson from three strokes off the pace to tie another former champion, Lanny Wadkins, at 287. Nelson won with a par 4 on the first extra hole (No. 10) to become the 15th multiple winner of the PGA Championship.

Champion: Larry Nelson, Marietta, Ga.

Site: PGA National GC, Palm Beach Gardens, Fla.

Date: Aug. 6-9 **Purse:** \$900,000

Par: 36-36-72 (7,002 Yards)

Field: 150 **Cut at 151** 74 players advanced



	Course Avg	Under Par	At Par	Over Par	Round Leader	Low Round	Larry Nelson
Round 1:	76.6	15	7	126	Bobby Wadkins	68 - Bobby Wadkins	70 - T-4
Round 2:	76.6	16	11	120	L. Wadkins, Floyd	69 - Jeff Sluman	142 - (72) T-5
Round 3:	74.7	14	4	56	Weibring, McCumber	67 - D.A. Weibring	215 - (73) T-7
Round 4:	75.6	8	7	58	Larry Nelson	69 - Dan Pohl	287 - (72) T-1
Totals:	76.15	53	29	360			

Championship Summary

Place	Name	Score	Winnings	Place	Name	Score	Winnings	Place	Name	Score	Winnings
1	Larry Nelson	70-72-73-72-287	\$150,000.00	T-47	Donnie Hammond	76-74-79-71-300	\$2,400.00	Cut	David Glenz	77-80-157	\$1,000.00
2	Lanny Wadkins	70-70-74-73-287	\$90,000.00	T-47	Tom Purtzer	75-73-81-71-300	\$2,400.00	Cut	Mike Hulbert	73-84-157	\$1,000.00
T-3	Scott Hoch	74-74-71-69-288	\$58,750.00	T-47	Mike Reid	71-79-74-76-300	\$2,400.00	Cut	Davis Love III	74-83-157	\$1,000.00
T-3	D.A. Weibring	73-72-67-76-288	\$58,750.00	T-47	Scott Simpson	78-73-76-73-300	\$2,400.00	Cut	Corey Pavin	78-79-157	\$1,000.00
T-5	Mark McCumber	74-69-69-77-289	\$37,500.00	T-47	Bob Tway	78-71-76-75-300	\$2,400.00	Cut	Wheeler Stewart	80-77-157	\$1,000.00
T-5	Don Pooley	73-71-73-72-289	\$37,500.00	T-56	Chip Beck	75-74-72-80-301	\$1,856.00	Cut	Doug Tewell	77-80-157	\$1,000.00
T-7	Ben Crenshaw	72-70-74-74-290	\$27,500.00	T-56	Hubert Green	74-73-80-74-301	\$1,856.00	Cut	Dan Forsman	78-80-158	\$1,000.00
T-7	Bobby Wadkins	68-74-71-77-290	\$27,500.00	T-56	Morris Hatafsky	76-75-75-75-301	\$1,856.00	Cut	Kenny Knox	80-78-158	\$1,000.00
9	Curtis Strange	70-76-71-74-291	\$22,500.00	T-56	Lonnie Nielsen	78-73-74-76-301	\$1,856.00	Cut	Wayne Levi	76-82-158	\$1,000.00
T-10	Seve Ballesteros	72-70-72-78-292	\$17,000.00	T-56	Mike Sullivan	73-72-74-82-301	\$1,856.00	Cut	Pat McGowan	78-80-158	\$1,000.00
T-10	David Frost	75-70-71-76-292	\$17,000.00	T-61	Steve Jones	72-75-74-81-302	\$1,740.00	Cut	Peter Oakley	83-75-158	\$1,000.00
T-10	Tom Kite	72-77-71-72-292	\$17,000.00	T-61	Steve Pate	76-73-76-77-302	\$1,740.00	Cut	Dana Quigley	79-79-158	\$1,000.00
T-10	Nick Price	76-71-70-75-292	\$17,000.00	T-61	Jim Woodward	79-72-69-82-302	\$1,740.00	Cut	Tom Wargo	84-74-158	\$1,000.00
T-14	Curt Byrum	74-75-68-76-293	\$10,750.00	64	Fuzzy Zoeller	76-71-76-80-303	\$1,700.00	Cut	Paul Azinger	82-77-159	\$1,000.00
T-14	David Edwards	69-75-77-72-293	\$10,750.00	T-65	Andy Bean	73-78-76-79-306	\$1,650.00	Cut	Mark Calcavecchia	79-80-159	\$1,000.00
T-14	Raymond Floyd	70-70-73-80-293	\$10,750.00	T-65	John Mahaffey	77-72-77-80-306	\$1,650.00	Cut	Joey Sindelar	80-79-159	\$1,000.00
T-14	Dan Pohl	71-78-75-69-293	\$10,750.00	T-65	Arnold Palmer	76-75-79-76-306	\$1,650.00	Cut	Dave Stockton	79-80-159	\$1,000.00
T-14	Jeff Sluman	72-69-78-74-293	\$10,750.00	T-65	Mark Wiebe	78-73-75-80-306	\$1,650.00	Cut	Isao Aoki	82-78-160	\$1,000.00
T-14	Tom Watson	70-79-73-71-293	\$10,750.00	69	Ray Freeman	71-77-74-85-307	\$1,600.04	Cut	Keith Clearwater	85-75-160	\$1,000.00
20	Peter Jacobsen	73-75-73-73-294	\$8,500.00	70	Greg Norman	73-78-79-79-309	\$1,600.03	Cut	Rick Fehr	82-78-160	\$1,000.00
T-21	Jim Hallet	73-78-73-71-295	\$7,500.00	71	Lindy Miller	73-78-82-78-311	\$1,600.02	Cut	Gary Hallberg	74-86-160	\$1,000.00
T-21	Bernhard Langer	70-78-77-70-295	\$7,500.00	72	John Jackson	77-74-84-78-313	\$1,600.01	Cut	Jodie Mudd	85-76-161	\$1,000.00
T-21	Gil Morgan	75-74-70-76-295	\$7,500.00	73	Lon Hinkle	74-76-79-89-318	\$1,600.00	Cut	Don Padgett	81-80-161	\$1,000.00
T-24	Ken Brown	73-74-73-76-296	\$5,975.00	Cut	Tommy Nakajima	78-74-152	\$1,000.00	Cut	Clarence Rose	81-80-161	\$1,000.00
T-24	Jack Nicklaus	76-73-74-73-296	\$5,975.00	Cut	J.C. Snead	73-79-152	\$1,000.00	Cut	Mike San Filippo	80-81-161	\$1,000.00
T-24	Gene Sauers	76-74-68-78-296	\$5,975.00	Cut	Danny Edwards	77-76-153	\$1,000.00	Cut	Ian Woosnam	86-75-161	\$1,000.00
T-24	Payne Stewart	72-75-75-74-296	\$5,975.00	Cut	Brad Faxon	77-76-153	\$1,000.00	Cut	Lennie Clements	86-76-162	\$1,000.00
T-28	Ronnie Black	76-70-76-75-297	\$4,383.34	Cut	Ernie Gonzalez	77-76-153	\$1,000.00	Cut	Ted Goin	82-80-162	\$1,000.00
T-28	Bobby Clampett	71-72-77-77-297	\$4,383.33	Cut	Andy North	75-78-153	\$1,000.00	Cut	Bob Lendzion	78-84-162	\$1,000.00
T-28	Russ Cochran	73-76-69-79-297	\$4,383.34	Cut	Jack Seltzer	78-75-153	\$1,000.00	Cut	Dwight Nevil	85-77-162	\$1,000.00
T-28	John Cook	76-70-72-79-297	\$4,383.33	Cut	Tom Brannen	76-78-154	\$1,000.00	Cut	Rick Acton	79-85-164	\$1,000.00
T-28	Brad Fabel	73-73-77-74-297	\$4,383.33	Cut	Fred Couples	80-74-154	\$1,000.00	Cut	Bob Groff	83-81-164	\$1,000.00
T-28	Nick Faldo	73-73-77-74-297	\$4,383.34	Cut	Gibby Gilbert	75-79-154	\$1,000.00	Cut	Bob Lohr	75-89-164	\$1,000.00
T-28	Jay Haas	74-70-76-77-297	\$4,383.33	Cut	David Graham	79-75-154	\$1,000.00	Cut	Scott Oulds	79-85-164	\$1,000.00
T-28	Bruce Lietzke	75-76-74-72-297	\$4,383.33	Cut	Blaine McCallister	74-80-154	\$1,000.00	Cut	Jay Overton	81-83-164	\$1,000.00
T-28	Roger Maltbie	74-72-75-76-297	\$4,383.33	Cut	Jim Thorpe	75-79-154	\$1,000.00	Cut	Tom Tatum	83-81-164	\$1,000.00
T-28	Chris Perry	75-75-74-73-297	\$4,383.34	Cut	Fred Wadsworth	78-76-154	\$1,000.00	Cut	David Gosiewski	88-77-165	\$1,000.00
T-28	Craig Stadler	75-72-75-75-297	\$4,383.33	Cut	Larry Gilbert	74-81-155	\$1,000.00	Cut	Bruce Lehnhard	84-82-166	\$1,000.00
T-28	Hal Sutton	73-74-74-76-297	\$4,383.33	Cut	Ken Green	75-80-155	\$1,000.00	Cut	Mike Schuchart	82-84-166	\$1,000.00
T-40	Phil Blackmar	74-72-80-72-298	\$3,400.00	Cut	Steve Heckel	76-79-155	\$1,000.00	Cut	Jeff Bailey	84-84-168	\$1,000.00
T-40	Denis Watson	76-75-72-75-298	\$3,400.00	Cut	Jim Kallam	79-76-155	\$1,000.00	Cut	Paul Ryzy	84-84-168	\$1,000.00
T-40	Robert Wrenn	75-72-76-75-298	\$3,400.00	Cut	Mark O'Meara	77-78-155	\$1,000.00	Cut	Tony Milam	83-87-170	\$1,000.00
T-43	Bobby Cole	71-74-75-79-299	\$3,050.00	Cut	George Burns	73-83-156	\$1,000.00	Cut	Jim Petralia	91-80-171	\$1,000.00
T-43	Buddy Gardner	75-74-79-71-299	\$3,050.00	Cut	Rodger Davis	79-77-156	\$1,000.00	Cut	Jack Kiefer	84-88-172	\$1,000.00
T-43	Mac O'Grady	78-70-71-80-299	\$3,050.00	Cut	Mark Hayes	75-81-156	\$1,000.00	Cut	Dick Goetz	86-87-173	\$1,000.00
T-43	Tim Simpson	71-70-81-77-299	\$3,050.00	Cut	Larry Mize	75-81-156	\$1,000.00	Cut	Jack Mckelvey	83-90-173	\$1,000.00
T-47	Bob Betley	72-79-77-72-300	\$2,400.00	Cut	Jose Maria Olazabal	79-77-156	\$1,000.00	WD	Calvin Peete	75	\$1,000.00
T-47	Tom Byrum	79-72-76-73-300	\$2,400.00	Cut	Tony Sills	81-75-156	\$1,000.00	WD	Johnny Miller	76	\$1,000.00
T-47	T.C. Chen	76-75-76-73-300	\$2,400.00	Cut	Howard Twitty	79-77-156	\$1,000.00	WD	Mark McNulty	73-73-75-221	\$1,000.00
T-47	Fred Funk	69-79-79-73-300	\$2,400.00	Cut	Steve Veriato	76-80-156	\$1,000.00	DQ	James Blair		\$1,000.00

1986 Bob Tway became the first player in modern history to win the PGA Championship with a birdie on the 72nd hole when he holed a shot from a green-side bunker. The Tour sophomore began the final round four strokes behind Greg Norman, who led the first three rounds.

Tway, who shot a third-round Championship record-tying 64, caught Norman on the back nine, shooting a closing 1-under-par 70 to the Australian's 76. PGA Club Professional Lonnie Nielsen of East Aurora, N.Y., tied for 11th at 284.

Champion: Bob Tway, Edmond, Okla.		
Site: Inverness Club, Toledo, Ohio		
Date: Aug. 7-10		Purse: \$801,100
Par: 35-36-71 (6,982 Yards)		
Field: 150	Cut at 146	73 players advanced



	Course Avg	Under Par	At Par	Over Par	Round Leader	Low Round	Bob Tway
Round 1:	73.2	25	20	105	Greg Norman	65 - Greg Norman	72 - T-44
Round 2:	73.9	23	12	115	Greg Norman	67 - P. Stewart, J. Thorpe, M. Wiebe	142 - (70) T-17
Round 3:	71.9	20	9	44	Greg Norman	64 - Bob Tway	206 - (64) 2nd
Round 4:	73.4	9	12	51	Bob Tway	67 - David Graham	276 - (70) 1st
Totals:	73.32	76	52	315			

Championship Summary

Place	Name	Score	Winnings	Place	Name	Score	Winnings	Place	Name	Score	Winnings
1	Bob Tway	72-70-64-70=276	\$140,000.00	T-47	Tommy Nakajima	71-73-71-76=291	\$2,250.00	Cut	Brad Faxon	77-72=149	\$1,000.00
2	Greg Norman	65-68-69-76=278	\$80,000.00	T-47	Mark Wiebe	75-67-72-77=291	\$2,250.00	Cut	Larry Gilbert	73-76=149	\$1,000.00
3	Peter Jacobsen	68-70-70-71=279	\$60,000.00	T-53	Andy Bean	74-70-72-76=292	\$1,740.42	Cut	John Mahaffey	71-78=149	\$1,000.00
4	D.A. Weirbring	71-72-68-69=280	\$42,865.00	T-53	Phil Blackmar	67-73-79-73=292	\$1,740.41	Cut	Gil Morgan	77-72=149	\$1,000.00
T-5	Bruce Lietzke	69-71-70-71=281	\$32,500.00	T-53	John Cook	71-72-75-74=292	\$1,740.42	Cut	Peter Oakley	72-77=149	\$1,000.00
T-5	Payne Stewart	70-67-72-72=281	\$32,500.00	T-53	Bob Gilder	69-75-73-75=292	\$1,740.42	Cut	Manuelo Pinero	76-73=149	\$1,000.00
T-7	David Graham	75-69-71-67=282	\$20,833.33	T-53	Jay Haas	69-77-74-72=292	\$1,740.42	Cut	Curtis Strange	74-75=149	\$1,000.00
T-7	Mike Hulbert	69-68-74-71=282	\$20,833.34	T-53	Mark McCumber	71-74-68-79=292	\$1,740.42	Cut	Seve Ballesteros	74-76=150	\$1,000.00
T-7	Jim Thorpe	71-67-73-71=282	\$20,833.33	T-53	Larry Mize	69-76-75-72=292	\$1,740.41	Cut	Gary Hardin	77-73=150	\$1,000.00
10	Doug Tewell	73-71-68-71=283	\$15,000.00	T-53	Steve Pate	76-69-71-76=292	\$1,740.42	Cut	Lynn Janson	74-76=150	\$1,000.00
T-11	Ben Crenshaw	72-73-72-67=284	\$12,000.00	T-53	Clarence Rose	73-71-72-76=292	\$1,740.41	Cut	Kenny Knox	74-76=150	\$1,000.00
T-11	Donnie Hammond	70-71-68-75=284	\$12,000.00	T-53	Joey Sindelar	74-72-73-73=292	\$1,740.42	Cut	Bob Lohr	74-76=150	\$1,000.00
T-11	Lonnie Nielsen	73-69-72-70=284	\$12,000.00	T-53	Dave Stockton	70-75-74-73=292	\$1,740.42	Cut	Pat McGowan	76-74=150	\$1,000.00
T-11	Lee Trevino	71-74-69-70=284	\$12,000.00	T-53	Mike Sullivan	72-73-74-73=292	\$1,740.41	Cut	Tim Simpson	73-77=150	\$1,000.00
T-11	Lanny Wadkins	71-75-70-68=284	\$12,000.00	65	James Blair	72-74-72-75=293	\$1,600.00	Cut	Larry Webb	76-74=150	\$1,000.00
T-16	Chip Beck	71-73-71-70=285	\$8,500.00	66	Gary Koch	68-77-74-75=294	\$1,590.00	Cut	Jim White	75-75=150	\$1,000.00
T-16	Jack Nicklaus	70-68-72-75=285	\$8,500.00	67	Lennie Clements	71-75-72-77=295	\$1,580.00	Cut	Ken Allard	75-76=151	\$1,000.00
T-16	Don Pooley	71-74-69-71=285	\$8,500.00	68	David Edwards	72-69-76-79=296	\$1,570.00	Cut	Paul Azinger	72-79=151	\$1,000.00
T-16	Tony Sills	71-72-69-73=285	\$8,500.00	69	Bob Murphy	73-73-74-77=297	\$1,560.00	Cut	Bill Schumaker	74-77=151	\$1,000.00
T-16	Tom Watson	72-69-72-72=285	\$8,500.00	70	Ken Brown	73-73-72-80=298	\$1,550.00	Cut	Rick Vershure	75-76=151	\$1,000.00
T-21	Ronnie Black	68-71-74-73=286	\$6,120.00	71	Denis Watson	71-74-77-77=299	\$1,550.00	Cut	Ed Dougherty	74-78=152	\$1,000.00
T-21	David Frost	70-73-68-75=286	\$6,120.00	72	J.C. Snead	70-76-75-79=300	\$1,550.00	Cut	Danny Edwards	72-80=152	\$1,000.00
T-21	Wayne Grady	68-76-71-71=286	\$6,120.00	Cut	Jim Colbert	74-73=147	\$1,000.00	Cut	Bill Glasson	79-73=152	\$1,000.00
T-21	Corey Pavin	71-72-70-73=286	\$6,120.00	Cut	Nick Faldo	76-71=147	\$1,000.00	Cut	Ossie Moore	76-76=152	\$1,000.00
T-21	Hal Sutton	73-71-70-72=286	\$6,120.00	Cut	Pat Fitzsimons	73-74=147	\$1,000.00	Cut	Jay Overton	72-80=152	\$1,000.00
T-26	Ken Green	71-72-71-73=287	\$4,900.00	Cut	Raymond Floyd	76-71=147	\$1,000.00	Cut	Arnold Palmer	75-77=152	\$1,000.00
T-26	Hale Irwin	76-70-73-68=287	\$4,900.00	Cut	Mark Hayes	73-74=147	\$1,000.00	Cut	Wheeler Stewart	76-76=152	\$1,000.00
T-26	Tom Kite	72-73-71-71=287	\$4,900.00	Cut	Barry Jaekel	73-74=147	\$1,000.00	Cut	Leonard Thompson	79-73=152	\$1,000.00
T-26	Dan Pohl	71-71-74-71=287	\$4,900.00	Cut	Bernhard Langer	73-74=147	\$1,000.00	Cut	Jose Marie Canizares	72-81=153	\$1,000.00
T-30	Wayne Levi	68-73-71-76=288	\$4,000.00	Cut	Andrew Magee	74-73=147	\$1,000.00	Cut	Jeff Foxx	78-75=153	\$1,000.00
T-30	Calvin Peete	72-73-69-74=288	\$4,000.00	Cut	Mark McNulty	75-72=147	\$1,000.00	Cut	Nick Price	75-78=153	\$1,000.00
T-30	Gene Sauers	69-73-70-76=288	\$4,000.00	Cut	Kevin Morris	74-73=147	\$1,000.00	Cut	Steve Veriato	72-81=153	\$1,000.00
T-30	Jeff Sluman	70-71-76-71=288	\$4,000.00	Cut	Andy North	72-75=147	\$1,000.00	Cut	Robert Hoyt	77-77=154	\$1,000.00
T-30	Craig Stadler	67-74-73-74=288	\$4,000.00	Cut	Mark O'Meara	73-74=147	\$1,000.00	Cut	Willie Wood	76-78=154	\$1,000.00
T-30	Ian Woosnam	72-70-75-71=288	\$4,000.00	Cut	Larry Rinker	78-69=147	\$1,000.00	Cut	Charlie Epps	77-78=155	\$1,000.00
T-36	Isao Aoki	73-69-74-73=289	\$3,400.00	Cut	Bob Ackerman	76-72=148	\$1,000.00	Cut	Dan Forsman	79-76=155	\$1,000.00
T-36	Fred Couples	69-73-72-75=289	\$3,400.00	Cut	Ray Freeman	75-73=148	\$1,000.00	Cut	Rives McBee	77-78=155	\$1,000.00
T-36	Buddy Gardner	72-73-71-73=289	\$3,400.00	Cut	Dan Halldorson	75-73=148	\$1,000.00	Cut	Dwight Nevil	79-77=156	\$1,000.00
T-36	Mark Lye	72-71-70-76=289	\$3,400.00	Cut	Masahiro Kuramoto	73-75=148	\$1,000.00	Cut	Mike San Filippo	71-85=156	\$1,000.00
T-36	Brett Upper	71-73-72-73=289	\$3,400.00	Cut	Larry Nelson	74-74=148	\$1,000.00	Cut	Roy Vucinic	76-80=156	\$1,000.00
T-41	Hubert Green	75-70-74-71=290	\$2,850.00	Cut	Mac O'Grady	72-76=148	\$1,000.00	Cut	Paul Wise	84-72=156	\$1,000.00
T-41	Scott Hoch	72-70-75-73=290	\$2,850.00	Cut	Tom Purtzer	73-75=148	\$1,000.00	Cut	Rick Acton	80-78=158	\$1,000.00
T-41	Jodie Mudd	72-73-73-72=290	\$2,850.00	Cut	Mike Schlueter	74-74=148	\$1,000.00	Cut	Gary Robinson	83-75=158	\$1,000.00
T-41	Mike Reid	71-73-70-76=290	\$2,850.00	Cut	Howard Twitty	72-76=148	\$1,000.00	Cut	Larry Babica	79-82=161	\$1,000.00
T-41	Scott Simpson	70-70-75-75=290	\$2,850.00	Cut	Fuzzy Zoeller	73-75=148	\$1,000.00	Cut	Bob Leaver	78-83=161	\$1,000.00
T-41	Bobby Wadkins	69-74-70-77=290	\$2,850.00	Cut	Scott Bess	74-75=149	\$1,000.00	Cut	Gary Ostrega	77-84=161	\$1,000.00
T-47	Dave Barr	71-73-73-74=291	\$2,250.00	Cut	George Burns	73-76=149	\$1,000.00	Cut	Gregg Jones	79-83=162	\$1,000.00
T-47	Mike Donald	74-69-73-75=291	\$2,250.00	Cut	T.M. Chen	75-74=149	\$1,000.00	Cut	Ron Wells	84-79=163	\$1,000.00
T-47	Davis Love III	70-72-72-77=291	\$2,250.00	Cut	Howard Clark	72-77=149	\$1,000.00	Cut	Paul Way	82-84=166	\$1,000.00
T-47	Roger Maltbie	73-70-74-74=291	\$2,250.00	Cut	David Duschane	75-74=149	\$1,000.00	WD	Johnny Miller	72-71-73=216	\$1,000.00

1985 Former U.S. Open Champion Hubert Green returned from virtual oblivion to out-duel defending Champion Lee Trevino at Cherry Hills Country Club in Englewood, Colo. With rounds of 66 and 68, Trevino led at the midway point, but with closing rounds of 70 and 72, Green overtook Trevino for a two-stroke victory.

Champion: Hubert Green, Birmingham, Ala.

Site: Cherry Hills CC, Englewood, Colo.

Date: Aug. 8-11

Purse: \$702,000

Par: 35-36-71 (7,145 Yards)

Field: 149 Cut at 147 76 players advanced



	Course Avg	Under Par	At Par	Over Par	Round Leader	Low Round	Hubert Green
Round 1:	73.0	31	20	98	Doug Tewell	64 - Doug Tewell	67 - T-6
Round 2:	74.9	14	9	123	Lee Trevino	65 - Fred Couples	136 - (69) T-3
Round 3:	74.1	6	6	64	Hubert Green	65 - Nick Price	206 - (70) 1st
Round 4:	72.5	24	6	46	Hubert Green	65 - Tze-Ming Chen	278 - (72) 1st
Totals:	73.75	75	41	331			

Championship Summary

Place	Name	Score	Winnings	Place	Name	Score	Winnings	Place	Name	Score	Winnings
1	Hubert Green	67-69-70-72-278	\$125,000.00	T-51	Ed Fiori	70-76-76-71-293	\$1,905.00	Cut	Gary Ostrega	72-78-150	\$1,000.00
2	Lee Trevino	66-68-75-71-280	\$75,000.00	T-51	Lon Hinkle	70-75-76-72-293	\$1,905.00	Cut	Larry Rinker	75-75-150	\$1,000.00
T-3	Andy Bean	71-70-72-68-281	\$42,500.00	T-51	Howard Twitty	70-77-74-72-293	\$1,905.00	Cut	Loren Roberts	75-75-150	\$1,000.00
T-3	T. M. Chen	69-76-71-65-281	\$42,500.00	T-54	Nick Faldo	70-77-73-74-294	\$1,764.00	Cut	Clarence Rose	72-78-150	\$1,000.00
5	Nick Price	73-73-65-71-282	\$25,000.00	T-54	Bill Glasson	71-76-74-73-294	\$1,764.00	Cut	Mark Wiebe	71-79-150	\$1,000.00
T-6	Fred Couples	70-65-76-72-283	\$17,125.00	T-54	Morris Hatafsky	68-74-72-80-294	\$1,764.00	Cut	Ken Allard	74-77-151	\$1,000.00
T-6	Buddy Gardner	73-73-70-67-283	\$17,125.00	T-54	Brett Upper	72-74-73-75-294	\$1,764.00	Cut	Steve Benson	71-80-151	\$1,000.00
T-6	Corey Pavin	66-75-73-69-283	\$17,125.00	T-54	Fuzzy Zoeller	71-73-75-75-294	\$1,764.00	Cut	Scott Bess	77-74-151	\$1,000.00
T-6	Tom Watson	67-70-74-72-283	\$17,125.00	T-59	Ben Crenshaw	73-72-75-75-295	\$1,661.66	Cut	John Godwin	74-77-151	\$1,000.00
T-10	Peter Jacobsen	66-71-75-72-284	\$12,625.00	T-59	Gary Hallberg	73-74-74-74-295	\$1,661.67	Cut	Bob Lohr	69-82-151	\$1,000.00
T-10	Lanny Wadkins	70-69-73-72-284	\$12,625.00	T-59	Dave Stockton	72-72-77-74-295	\$1,661.67	Cut	Pat McGowan	73-78-151	\$1,000.00
T-12	Scott Hoch	70-73-73-69-285	\$9,016.67	T-62	Mike Donald	73-72-80-71-296	\$1,600.00	Cut	Mac O'Grady	76-75-151	\$1,000.00
T-12	Tom Kite	69-75-71-70-285	\$9,016.66	T-62	Bob Murphy	73-71-80-72-296	\$1,600.00	Cut	Tim Simpson	78-73-151	\$1,000.00
T-12	Dan Pohl	72-74-69-70-285	\$9,016.67	T-62	Don Pooley	70-71-76-79-296	\$1,600.00	Cut	Russ Cochran	75-77-152	\$1,000.00
T-12	Scott Simpson	72-68-72-73-285	\$9,016.67	T-65	Phil Blackmar	71-74-83-70-298	\$1,536.00	Cut	Dan Halldorson	75-77-152	\$1,000.00
T-12	Payne Stewart	72-72-73-68-285	\$9,016.66	T-65	Arnold Palmer	75-72-75-76-298	\$1,536.00	Cut	Drue Johnson	74-78-152	\$1,000.00
T-12	Doug Tewell	64-72-77-72-285	\$9,016.67	T-65	Ron Streck	70-76-77-75-298	\$1,536.00	Cut	Bob Leaver	78-74-152	\$1,000.00
T-18	Bob Gilder	73-70-74-69-286	\$6,600.00	T-65	Hal Sutton	69-75-76-78-298	\$1,536.00	Cut	Rick Osberg	73-79-152	\$1,000.00
T-18	Wayne Levi	72-69-74-71-286	\$6,600.00	T-65	D.A. Weibring	72-71-77-78-298	\$1,536.00	Cut	Tony Sills	73-79-152	\$1,000.00
T-18	Bruce Lietzke	70-74-72-70-286	\$6,600.00	T-70	Mark McNulty	74-73-77-75-299	\$1,500.00	Cut	John Jackson	76-77-153	\$1,000.00
T-18	Calvin Peete	69-72-75-70-286	\$6,600.00	T-70	Mike Reid	72-75-75-77-299	\$1,500.00	Cut	Lynn Janson	76-77-153	\$1,000.00
T-18	Craig Stadler	72-73-74-67-286	\$6,600.00	72	Robert Hoyt	73-74-76-77-300	\$1,500.00	Cut	Jack Lewis	80-73-153	\$1,000.00
T-23	T.C. Chen	73-74-74-66-287	\$5,260.00	T-73	Kevin Morris	72-74-78-77-301	\$1,500.00	Cut	Tommy Nakajima	73-80-153	\$1,000.00
T-23	John Mahaffey	74-73-71-69-287	\$5,260.00	T-73	Al Geiberger	74-73-80-75-302	\$1,500.00	Cut	Jack Seltzer	71-82-153	\$1,000.00
T-23	Larry Mize	71-70-73-73-287	\$5,260.00	T-73	David Glenz	75-72-76-79-302	\$1,500.00	Cut	Curtis Strange	77-76-153	\$1,000.00
T-23	Larry Nelson	70-74-71-72-287	\$5,260.00	76	Mike Smith	71-76-83-75-305	\$1,500.00	Cut	Brien Charter	73-81-154	\$1,000.00
T-23	Willie Wood	71-73-74-69-287	\$5,260.00	Cut	George Burns	72-76-148	\$1,000.00	Cut	Laurie Hammer	74-80-154	\$1,000.00
T-28	Roger Maltbie	69-73-72-74-288	\$4,300.00	Cut	Ed Dougherty	73-75-148	\$1,000.00	Cut	Vance Heafner	80-74-154	\$1,000.00
T-28	Gil Morgan	69-77-72-70-288	\$4,300.00	Cut	Bob Eastwood	72-76-148	\$1,000.00	Cut	Bob Lendzion	75-79-154	\$1,000.00
T-28	Mark O'Meara	71-76-71-70-288	\$4,300.00	Cut	Greg Norman	75-73-148	\$1,000.00	Cut	Chip Beck	75-80-155	\$1,000.00
T-28	Joey Sindelar	71-75-71-71-288	\$4,300.00	Cut	Andy North	72-76-148	\$1,000.00	Cut	Ralph Landrum	76-79-155	\$1,000.00
T-32	Seve Ballesteros	73-72-68-76-289	\$3,408.33	Cut	Gary Player	72-76-148	\$1,000.00	Cut	Bob L. Smith	82-73-155	\$1,000.00
T-32	David Graham	75-70-69-75-289	\$3,408.33	Cut	Victor Regalado	75-73-148	\$1,000.00	Cut	Bobby Heins	78-78-156	\$1,000.00
T-32	Donnie Hammond	71-76-73-69-289	\$3,408.34	Cut	Jack Renner	72-76-148	\$1,000.00	Cut	Benny Passons	75-81-156	\$1,000.00
T-32	Hale Irwin	71-73-72-73-289	\$3,408.33	Cut	Bob Ackerman	77-72-149	\$1,000.00	Cut	Jim Albus	76-81-157	\$1,000.00
T-32	Bernhard Langer	69-72-76-72-289	\$3,408.33	Cut	Jim Colbert	72-77-149	\$1,000.00	Cut	Tommy Aycok	77-80-157	\$1,000.00
T-32	Jack Nicklaus	66-75-74-74-289	\$3,408.34	Cut	Keith Fergus	72-77-149	\$1,000.00	Cut	Bill Schumaker	75-82-157	\$1,000.00
T-38	Dave Barr	71-74-72-73-290	\$2,950.00	Cut	Raymond Floyd	74-75-149	\$1,000.00	Cut	Gary Koch	83-75-158	\$1,000.00
T-38	Jay Haas	71-75-74-70-290	\$2,950.00	Cut	Dan Forsman	74-75-149	\$1,000.00	Cut	Jim O'Hern	79-79-158	\$1,000.00
T-40	Woody Blackburn	72-71-74-74-291	\$2,500.00	Cut	David Frost	78-71-149	\$1,000.00	Cut	Craig Watson	77-81-158	\$1,000.00
T-40	Frank Conner	71-73-72-75-291	\$2,500.00	Cut	Larry Gilbert	71-78-149	\$1,000.00	Cut	Brad Faxon	78-82-160	\$1,000.00
T-40	Bill Kratzert	72-71-78-70-291	\$2,500.00	Cut	Mark Gurnow	75-74-149	\$1,000.00	Cut	Geoff Hensley	78-82-160	\$1,000.00
T-40	Bobby Nichols	75-71-75-70-291	\$2,500.00	Cut	Gregg Jones	73-76-149	\$1,000.00	Cut	Ron Wells	81-79-160	\$1,000.00
T-40	Tim Norris	71-70-74-76-291	\$2,500.00	Cut	Steve Veriato	72-77-149	\$1,000.00	Cut	Gary Head	81-80-161	\$1,000.00
T-40	Mark Pfeil	70-70-74-77-291	\$2,500.00	Cut	Jim White	73-76-149	\$1,000.00	Cut	Michael Harrigan	78-85-163	\$1,000.00
T-40	Denis Watson	74-73-74-70-291	\$2,500.00	Cut	Paul Azinger	74-76-150	\$1,000.00	Cut	Ross Randall	83-83-166	\$1,000.00
T-47	George Archer	72-71-73-76-292	\$2,075.00	Cut	Ronnie Black	76-74-150	\$1,000.00	WD	Mark McCumber	70	\$1,000.00
T-47	Danny Edwards	67-76-73-76-292	\$2,075.00	Cut	Rex Caldwell	71-79-150	\$1,000.00	WD	Bobby Wadkins	72	\$1,000.00
T-47	Mark Lye	70-72-77-73-292	\$2,075.00	Cut	Tim Collins	75-75-150	\$1,000.00	WD	Rick Werner	87	\$1,000.00
T-47	David Ogryn	76-70-76-70-292	\$2,075.00	Cut	Johnny Miller	77-73-150	\$1,000.00				

1984

Three former PGA Champions—Lee Trevino, Gary Player and Lanny Wadkins—staged one of the most exciting PGA Championships ever. Wadkins tied for the first-day lead with 1982 winner Raymond Floyd and Mike Reid with a 4-under-par 68, and tied for the second-round lead at 137 with Trevino and Player. In that round, Player leaped into contention with a 63, the lowest single round in PGA Championship history.

Trevino, wielding a hot putter he purchased a few weeks earlier in Holland, took the lead on Saturday with a 67 and on Sunday turned back every bid Wadkins and Player could offer until he walked off the 72nd green with a four-shot victory at 273.

Champion: Lee Trevino, Dallas, Texas		
Site: Shoal Creek CC, Birmingham, Ala.		
Date: Aug. 16-19		Purse: \$700,300
Par: 36-36-72 (7,145 Yards)		
Field: 148	Cut at 148	70 players advanced



	Course Avg	Under Par	At Par	Over Par	Round Leader	Low Round	Lee Trevino
Round 1:	74.9	29	12	107	L. Wadkins, R. Floyd, M. Reid	68 - L. Wadkins, R. Floyd, M. Reid	69 - T-4
Round 2:	74.3	31	18	98	G. Player, L. Trevino, L. Wadkins	63 - Gary Player	137 - (68) T-1
Round 3:	72.7	24	9	37	Gary Player	64 - Hal Sutton	204 - (67) 1st
Round 4:	72.2	31	8	31	Lee Trevino	67 - R. Cochran, C. Pavin, F. Couples	273 - (69) 1st
Totals:	73.91	115	47	273			

Championship Summary

Place	Name	Score	Winnings	Place	Name	Score	Winnings	Place	Name	Score	Winnings
1	Lee Trevino	69-68-67-69-273	\$125,000.00	T-48	Mark McCumber	73-74-73-72-292	\$1,977.50	Cut	Paul Wise	76-76-152	\$1,000.00
T-2	Gary Player	74-63-69-71-277	\$62,500.00	T-48	Jack Renner	73-69-78-72-292	\$1,977.50	Cut	Ben Crenshaw	80-73-153	\$1,000.00
T-2	Lanny Wadkins	68-69-68-72-277	\$62,500.00	T-48	Leonard Thompson	70-71-71-80-292	\$1,977.50	Cut	Ed Fiori	78-75-153	\$1,000.00
4	Calvin Peete	71-70-69-68-278	\$35,000.00	T-54	Gary Koch	74-73-70-76-293	\$1,777.50	Cut	Terry Florence	76-77-153	\$1,000.00
5	Seve Ballesteros	70-69-70-70-279	\$25,000.00	T-54	Mark Lye	74-74-73-72-293	\$1,777.50	Cut	John Fought	75-78-153	\$1,000.00
T-6	Gary Hallberg	69-71-68-72-280	\$17,250.00	T-54	Gary McCord	73-73-76-71-293	\$1,777.50	Cut	Al Geiberger	77-76-153	\$1,000.00
T-6	Larry Mize	71-69-67-73-280	\$17,250.00	T-54	Nick Price	73-74-71-75-293	\$1,777.50	Cut	Bobby Nichols	77-76-153	\$1,000.00
T-6	Scott Simpson	69-69-72-70-280	\$17,250.00	58	Dave Barr	69-79-73-73-294	\$1,710.00	Cut	Rick Osberg	76-77-153	\$1,000.00
T-6	Hal Sutton	74-73-64-69-280	\$17,250.00	T-59	Joe Inman Jr.	73-73-73-76-295	\$1,661.67	Cut	Tom Purtzer	78-75-153	\$1,000.00
T-10	Russ Cochran	73-68-73-67-281	\$12,083.34	T-59	Larry Rinker	75-73-74-73-295	\$1,661.67	Cut	Gary Robinson	78-75-153	\$1,000.00
T-10	Tommy Nakajima	72-68-67-74-281	\$12,083.33	T-59	Jim Thorpe	74-73-75-73-295	\$1,661.66	Cut	Payne Stewart	80-73-153	\$1,000.00
T-10	Victor Regalado	69-69-73-70-281	\$12,083.33	T-62	Scott Bess	69-76-76-75-296	\$1,600.00	Cut	Roger Ginsberg	79-75-154	\$1,000.00
13	Raymond Floyd	68-71-69-74-282	\$10,000.00	T-62	Tony Sills	74-74-73-75-296	\$1,600.00	Cut	Bob Murphy	76-78-154	\$1,000.00
T-14	Hubert Green	70-74-66-73-283	\$8,750.00	T-62	Joey Sindelar	72-76-73-75-296	\$1,600.00	Cut	Peter Oosterhuis	76-78-154	\$1,000.00
T-14	Mike Reid	68-72-72-71-283	\$8,750.00	T-65	Jim Albus	75-71-74-77-297	\$1,542.50	Cut	John Adams	77-78-155	\$1,000.00
T-16	Andy Bean	69-75-70-70-284	\$7,800.00	T-65	Bruce Lietzke	73-75-73-76-297	\$1,542.50	Cut	Brien Charter	75-80-155	\$1,000.00
T-16	Donnie Hammond	70-69-71-74-284	\$7,800.00	T-65	Roger Maltbie	72-75-76-74-297	\$1,542.50	Cut	Jim Dent	78-77-155	\$1,000.00
T-18	Peter Jacobsen	70-72-72-71-285	\$7,050.00	T-65	Mike Sullivan	76-72-79-70-297	\$1,542.50	Cut	Jim King	75-80-155	\$1,000.00
T-18	Craig Stadler	71-73-73-68-285	\$7,050.00	69	D.A. Weibring	76-72-74-76-298	\$1,510.00	Cut	Jerry Pate	77-78-155	\$1,000.00
T-20	Fred Couples	72-72-75-67-286	\$6,030.00	70	Lon Hinkle	74-72-72-81-299	\$1,500.00	Cut	Mike San Filippo	75-80-155	\$1,000.00
T-20	Nick Faldo	69-73-74-70-286	\$6,030.00	Cut	Lee Elder	75-74-149	\$1,000.00	Cut	Wheeler Stewart	78-77-155	\$1,000.00
T-20	Keith Fergus	72-72-72-70-286	\$6,030.00	Cut	John Elliott	77-72-149	\$1,000.00	Cut	Ron Streck	79-76-155	\$1,000.00
T-20	John Mahaffey	72-72-72-70-286	\$6,030.00	Cut	Laurie Hammer	75-74-149	\$1,000.00	Cut	John Dahl	79-77-156	\$1,000.00
T-20	Corey Pavin	73-72-74-67-286	\$6,030.00	Cut	Lynn Janson	72-77-149	\$1,000.00	Cut	Charlie Epps	78-78-156	\$1,000.00
T-25	Chip Beck	69-77-70-71-287	\$4,506.25	Cut	Gavin Levenson	78-71-149	\$1,000.00	Cut	Bob Ford	77-79-156	\$1,000.00
T-25	Rex Caldwell	71-71-74-71-287	\$4,506.25	Cut	Gil Morgan	70-79-149	\$1,000.00	Cut	David Glenz	81-75-156	\$1,000.00
T-25	Jim Colbert	71-72-74-70-287	\$4,506.25	Cut	Jim Nelford	73-76-149	\$1,000.00	Cut	Robert Hoyt	80-76-156	\$1,000.00
T-25	Hale Irwin	71-70-74-72-287	\$4,506.25	Cut	Larry Nelson	72-77-149	\$1,000.00	Cut	Jimmy Wright	79-77-156	\$1,000.00
T-25	Jack Nicklaus	77-70-71-69-287	\$4,506.25	Cut	Clarence Rose	76-73-149	\$1,000.00	Cut	Bobby Mitchell	79-78-157	\$1,000.00
T-25	Mark O'Meara	75-69-71-72-287	\$4,506.25	Cut	Jim Simons	74-75-149	\$1,000.00	Cut	Marty Bohen	81-77-158	\$1,000.00
T-25	Tim Simpson	73-70-72-72-287	\$4,506.25	Cut	Isao Aoki	77-73-150	\$1,000.00	Cut	Phil Hancock	81-77-158	\$1,000.00
T-25	Doug Tewell	72-71-71-73-287	\$4,506.25	Cut	Brad Bryant	76-74-150	\$1,000.00	Cut	J.C. Snead	81-77-158	\$1,000.00
33	Denis Watson	73-68-74-73-288	\$3,600.00	Cut	Tom Jenkins	75-75-150	\$1,000.00	Cut	Curtis Strange	79-79-158	\$1,000.00
T-34	Ronnie Black	74-70-74-71-289	\$3,316.67	Cut	Richard Karbowski	74-76-150	\$1,000.00	Cut	Larry Webb	76-82-158	\$1,000.00
T-34	Tom Kite	74-72-74-69-289	\$3,316.66	Cut	Pat McGowan	76-74-150	\$1,000.00	Cut	Gary Wilkins	79-79-158	\$1,000.00
T-34	Don Pooley	70-73-75-71-289	\$3,316.67	Cut	Tim Norris	76-74-150	\$1,000.00	Cut	Gary Balleitt	79-80-159	\$1,000.00
T-37	David Edwards	72-71-72-75-290	\$3,050.00	Cut	Tom Weiskopf	74-76-150	\$1,000.00	Cut	Doug Steffen	81-78-159	\$1,000.00
T-37	Bob Gilder	70-74-73-73-290	\$3,050.00	Cut	T.C. Chen	83-68-151	\$1,000.00	Cut	Gary Gant	79-81-160	\$1,000.00
T-39	George Cadle	74-71-73-73-291	\$2,505.56	Cut	Morris Hatafsky	77-74-151	\$1,000.00	Cut	Barry Holt	83-78-161	\$1,000.00
T-39	Danny Edwards	72-76-72-71-291	\$2,505.55	Cut	David Ogrin	78-73-151	\$1,000.00	Cut	Barry Jaeckel	81-81-162	\$1,000.00
T-39	Jay Haas	70-69-75-77-291	\$2,505.55	Cut	Don Padgett	80-71-151	\$1,000.00	Cut	Dan Murphy	79-83-162	\$1,000.00
T-39	Allen Miller	72-72-71-76-291	\$2,505.55	Cut	Bobby Wadkins	74-77-151	\$1,000.00	Cut	Jack Slocum	83-79-162	\$1,000.00
T-39	Greg Norman	75-72-73-71-291	\$2,505.56	Cut	George Burns	78-74-152	\$1,000.00	Cut	Mac O'Grady	79-84-163	\$1,000.00
T-39	Dan Pohl	71-70-73-77-291	\$2,505.56	Cut	John Cook	75-77-152	\$1,000.00	Cut	Tim Collins	86-78-164	\$1,000.00
T-39	Dave Stockton	73-74-71-73-291	\$2,505.55	Cut	Bob Eastwood	78-74-152	\$1,000.00	Cut	John Calabria	82-83-165	\$1,000.00
T-39	Tom Watson	74-72-74-71-291	\$2,505.56	Cut	Buddy Gardner	74-78-152	\$1,000.00	Cut	Dow Finsterwald	82-84-166	\$1,000.00
T-39	Richard Zokol	74-74-70-73-291	\$2,505.55	Cut	Wayne Levi	76-76-152	\$1,000.00	Cut	Joe Carr	85-84-169	\$1,000.00
T-48	Mike Donald	74-72-75-71-292	\$1,977.50	Cut	Pat Lindsey	80-72-152	\$1,000.00	WD	Johnny Miller	75	\$1,000.00
T-48	David Graham	71-72-80-69-292	\$1,977.50	Cut	Arnold Palmer	79-73-152	\$1,000.00				
T-48	Scott Hoch	75-73-70-74-292	\$1,977.50	Cut	Jack Seltzer	74-78-152	\$1,000.00				

1983 A brilliant 6-under-par 65 provided Hal Sutton with the opening-round lead. The 1982 Rookie of the Year followed up with rounds of 66, 72 and 71 for a “wire-to-wire” victory in spite of a last-day charge by Jack Nicklaus, who added his fourth second-place PGA Championship finish to his record-tying five PGA Championship victories. The one-stroke win led to Sutton’s No. 1 money-winning year and his first PGA Player of the Year Award.

Champion: Hal Sutton, Shreveport, La.		
Site: Riviera CC, Pacific Palisades, Calif.		
Date: Aug. 4-7		Purse: \$600,000
Par: 35-36-71 (6,946 Yards)		
Field: 150	Cut at 147	87 players advanced



	Course Avg	Under Par	At Par	Over Par	Round Leader	Low Round	Hal Sutton
Round 1:	73.3	26	12	112	Hal Sutton	65 - Hal Sutton	65 - 1st
Round 2:	73.5	30	15	105	Hal Sutton	65 - Jack Nicklaus	131 - (66) 1st
Round 3:	73.2	18	9	60	Hal Sutton	67 - Zoeller, B. Jaeckel	203 - (72) 1st
Round 4:	72.7	20	11	56	Hal Sutton	65 - Peter Jacobsen	274 - (71) 1st
Totals:	73.29	94	47	333			

Championship Summary

Place	Name	Score	Winnings	Place	Name	Score	Winnings	Place	Name	Score	Winnings
1	Hal Sutton	65-66-72-71-274	\$100,000.00	T-47	Larry Mize	70-70-75-75-290	\$1,730.00	Cut	Andy North	75-74-149	\$1,000.00
2	Jack Nicklaus	73-65-71-66-275	\$60,000.00	T-47	Mike Nicolette	72-71-73-74-290	\$1,730.00	Cut	Peter Oakley	72-77-149	\$1,000.00
3	Peter Jacobsen	73-70-68-65-276	\$40,000.00	T-47	Peter Oosterhuis	75-71-71-73-290	\$1,730.00	Cut	Don Padgett	73-76-149	\$1,000.00
4	Pat McGowan	68-67-73-69-277	\$30,000.00	T-47	Tom Watson	75-67-78-70-290	\$1,730.00	Cut	Tom Purtzer	74-75-149	\$1,000.00
5	John Fought	67-69-71-71-278	\$25,000.00	T-55	John Adams	75-71-72-73-291	\$1,610.00	Cut	Payne Stewart	78-71-149	\$1,000.00
T-6	Bruce Lietzke	67-71-70-71-279	\$19,000.00	T-55	George Burns	78-68-72-73-291	\$1,610.00	Cut	Paul Wise	77-72-149	\$1,000.00
T-6	Fuzzy Zoeller	72-71-67-69-279	\$19,000.00	T-55	Charles Coody	73-72-70-76-291	\$1,610.00	Cut	Mike Wynn	73-76-149	\$1,000.00
8	Dan Pohl	72-70-69-69-280	\$16,000.00	T-55	Ed Fiori	75-69-73-74-291	\$1,610.00	Cut	Bruce Ashworth	72-78-150	\$1,000.00
T-9	Ben Crenshaw	68-66-71-77-282	\$10,800.00	T-55	Gil Morgan	72-73-74-72-291	\$1,610.00	Cut	David Edwards	72-78-150	\$1,000.00
T-9	Jay Haas	68-72-69-73-282	\$10,800.00	T-55	Jack Renner	74-71-73-73-291	\$1,610.00	Cut	Dan Halldorson	73-77-150	\$1,000.00
T-9	Mike Reid	69-71-72-70-282	\$10,800.00	T-61	Jim Nelford	72-72-76-72-292	\$1,565.00	Cut	Gary Koch	72-78-150	\$1,000.00
T-9	Scott Simpson	66-73-70-73-282	\$10,800.00	T-61	Scott Hoch	73-72-74-73-292	\$1,565.00	Cut	Mike McCullough	72-78-150	\$1,000.00
T-9	Doug Tewell	74-72-69-67-282	\$10,800.00	T-63	Bruce Fleisher	74-73-74-72-293	\$1,535.00	Cut	Tommy Nakajima	76-74-150	\$1,000.00
T-14	Keith Fergus	68-70-72-73-283	\$6,750.00	T-63	Bob Gilder	71-69-76-77-293	\$1,535.00	Cut	Tim Norris	74-76-150	\$1,000.00
T-14	David Graham	70-69-74-70-283	\$6,750.00	T-63	Mark Lye	75-67-75-76-293	\$1,535.00	Cut	Victor Regalado	71-79-150	\$1,000.00
T-14	Hale Irwin	72-70-73-68-283	\$6,750.00	T-63	Craig Stadler	72-73-76-72-293	\$1,535.00	Cut	Lanny Wadkins	70-80-150	\$1,000.00
T-14	Roger Maltbie	71-71-71-70-283	\$6,750.00	T-67	George Archer	70-77-74-73-294	\$1,505.80	Cut	D.A. Weibring	73-77-150	\$1,000.00
T-14	Jim Thorpe	68-72-74-69-283	\$6,750.00	T-67	Mike Donald	71-71-76-76-294	\$1,505.80	Cut	Ed Whitman	76-74-150	\$1,000.00
T-14	Lee Trevino	70-68-74-71-283	\$6,750.00	T-67	Tom Kite	72-75-73-74-294	\$1,505.80	Cut	Isao Aoki	75-76-151	\$1,000.00
T-20	John Cook	74-71-68-71-284	\$4,750.00	T-67	Arnold Palmer	74-73-74-73-294	\$1,505.80	Cut	Dave Barber	76-75-151	\$1,000.00
T-20	Danny Edwards	67-76-71-70-284	\$4,750.00	T-67	Nick Price	72-74-74-74-294	\$1,505.80	Cut	Nick Faldo	74-77-151	\$1,000.00
T-20	Raymond Floyd	69-75-71-69-284	\$4,750.00	72	T.C. Chen	72-75-79-69-295	\$1,500.00	Cut	Kevin Morris	75-76-151	\$1,000.00
T-23	Chip Beck	72-71-70-72-285	\$3,912.50	73	Larry Gilbert	71-74-76-75-296	\$1,500.00	Cut	Tom Robertson	74-77-151	\$1,000.00
T-23	Fred Couples	71-70-73-71-285	\$3,912.50	T-74	Rex Caldwell	74-73-75-75-297	\$1,500.00	Cut	Jack Seltzer	77-74-151	\$1,000.00
T-23	Jerry Pate	69-72-70-74-285	\$3,912.50	T-74	Pat Lindsey	74-72-80-71-297	\$1,500.00	Cut	Mike Sullivan	76-75-151	\$1,000.00
T-23	Don Pooley	72-68-74-71-285	\$3,912.50	76	Ron Streck	72-73-77-76-298	\$1,500.00	Cut	Tim Collins	76-76-152	\$1,000.00
T-27	Seve Ballesteros	71-76-72-67-286	\$3,200.00	T-77	Bill Britton	74-73-77-76-300	\$1,500.00	Cut	Bob Elliott	78-74-152	\$1,000.00
T-27	Bobby Wadkins	73-72-74-67-286	\$3,200.00	T-77	Bobby Heins	73-74-75-78-300	\$1,500.00	Cut	John Elliott	77-75-152	\$1,000.00
T-27	Buddy Whitten	66-70-73-77-286	\$3,200.00	T-77	Jim Logue	73-74-77-76-300	\$1,500.00	Cut	Richard Karbowski	78-74-152	\$1,000.00
T-30	Andy Bean	71-73-71-72-287	\$2,650.00	T-80	Lee Elder	76-71-77-77-301	\$1,500.00	Cut	Vic Lipscomb	78-74-152	\$1,000.00
T-30	Bob Boyd	70-77-72-68-287	\$2,650.00	T-80	Ed Sneed	74-73-75-79-301	\$1,500.00	Cut	Gary McCord	72-80-152	\$1,000.00
T-30	Johnny Miller	72-75-73-67-287	\$2,650.00	T-82	Bob Eastwood	76-70-77-79-302	\$1,500.00	Cut	Jack Sommers	75-77-152	\$1,000.00
T-30	Mark Pfeil	73-71-70-73-287	\$2,650.00	T-82	Allen Miller	69-78-77-78-302	\$1,500.00	Cut	Dave Stockton	78-74-152	\$1,000.00
T-30	Jim Simons	69-75-72-71-287	\$2,650.00	T-84	Robert Hoyt	71-72-80-80-303	\$1,500.00	Cut	Rick Werner	78-74-152	\$1,000.00
T-30	Tom Weiskopf	76-70-69-72-287	\$2,650.00	T-84	Leonard Thompson	73-74-75-81-303	\$1,500.00	Cut	Jim White	80-72-152	\$1,000.00
T-36	Jim Colbert	73-66-76-73-288	\$2,087.50	86	Curtis Strange	71-74-85-74-304	\$1,500.00	Cut	Steve Benson	79-74-153	\$1,000.00
T-36	Larry Nelson	72-68-68-80-288	\$2,087.50	87	Jim King	73-73-78-84-308	\$1,500.00	Cut	Bobby Clampett	76-77-153	\$1,000.00
T-36	Bobby Nichols	75-69-74-70-288	\$2,087.50	Cut	Hubert Green	73-75-148	\$1,000.00	Cut	Gene Littler	75-78-153	\$1,000.00
T-36	Calvin Peete	69-71-76-72-288	\$2,087.50	Cut	Mark Hayes	72-76-148	\$1,000.00	Cut	Bill Rogers	81-72-153	\$1,000.00
T-36	Bob Shearer	73-67-76-72-288	\$2,087.50	Cut	Bob Lenzion	74-74-148	\$1,000.00	Cut	J.C. Snead	77-77-154	\$1,000.00
T-36	Tim Simpson	76-70-70-72-288	\$2,087.50	Cut	Mark O'Meara	72-76-148	\$1,000.00	Cut	John Gentile	79-76-155	\$1,000.00
T-42	Lou Graham	73-74-70-72-289	\$1,875.00	Cut	Jim Albus	74-75-149	\$1,000.00	Cut	Don Maddox	79-76-155	\$1,000.00
T-42	Gary Hallberg	71-75-71-72-289	\$1,875.00	Cut	Gene Borek	71-78-149	\$1,000.00	Cut	Clarence Rose	75-80-155	\$1,000.00
T-42	Barry Jaeckel	73-74-67-75-289	\$1,875.00	Cut	Brad Bryant	72-77-149	\$1,000.00	Cut	Phil Hancock	73-83-156	\$1,000.00
T-42	Greg Norman	72-72-70-75-289	\$1,875.00	Cut	Billy Casper	74-75-149	\$1,000.00	Cut	Thomas Gray	78-79-157	\$1,000.00
T-42	Gary Player	74-68-73-74-289	\$1,875.00	Cut	Al Geiberger	74-75-149	\$1,000.00	Cut	Robbie Gilmore	81-79-160	\$1,000.00
T-47	Gibby Gilbert	70-66-80-74-290	\$1,730.00	Cut	John Jackson	72-77-149	\$1,000.00	Cut	Jerry Barber	80-83-163	\$1,000.00
T-47	Morris Hatafsky	69-75-73-73-290	\$1,730.00	Cut	John Mahaffey	77-72-149	\$1,000.00	Cut	Denis Husse	81-83-164	\$1,000.00
T-47	Vance Heafner	73-74-72-71-290	\$1,730.00	Cut	Jim Masserio	76-73-149	\$1,000.00	Cut	Jack McConachie	82-84-166	\$1,000.00
T-47	Lon Hinkle	70-75-74-71-290	\$1,730.00	Cut	Mark McCumber	79-70-149	\$1,000.00	Cut	John Kirchner	87-83-170	\$1,000.00

1982 Raymond Floyd opened the tournament on a broiling day with a blistering 7-under-par 63 and led for the remainder of the Championship, winning by three strokes over Lanny Wadkins. It was Floyd's second PGA Championship. The 39-year-old set the PGA Championship record of 132 for 36 holes, 200 for 54 holes and tied the 18-hole record of 63.

Champion: Raymond Floyd, Miami, Fla.

Site: Southern Hills CC, Tulsa, Okla.

Date: Aug. 5-8 **Purse:** \$451,800

Par: 35-35-70 (6,862 Yards)

Field: 150 **Cut at 145** 74 players advanced



	Course Avg	Under Par	At Par	Over Par	Round Leader	Low Round	Raymond Floyd
Round 1:	73.5	17	3	130	Raymond Floyd	63 - Raymond Floyd	63 - 1st
Round 2:	73.2	20	14	114	Raymond Floyd	66 - J. Haas, G. Morgan	132 - (69) 1st
Round 3:	71.7	12	15	47	Raymond Floyd	67 - Gene Littler	200 - (68) 1st
Round 4:	72.5	17	3	54	Raymond Floyd	66 - F. Couples, P. Oosterhuis	272 - (72) 1st
Totals:	73.01	66	35	345			

Championship Summary

Place	Name	Score	Winnings	Place	Name	Score	Winnings	Place	Name	Score	Winnings
1	Raymond Floyd	63-69-68-72-272	\$65,000.00	T-49	Gene Littler	73-72-67-77-289	\$1,315.00	Cut	Gary Hallberg	77-72-149	\$650.00
2	Lanny Wadkins	71-68-69-67-275	\$45,000.00	T-49	Tommy Valentine	73-68-70-78-289	\$1,315.00	Cut	Lee Harper	72-77-149	\$650.00
T-3	Fred Couples	67-71-72-66-276	\$27,500.00	T-49	Bobby Wadkins	71-71-75-72-289	\$1,315.00	Cut	Wayne Levi	76-73-149	\$650.00
T-3	Calvin Peete	69-70-68-69-276	\$27,500.00	T-54	Ed Fiori	72-71-76-71-290	\$1,182.15	Cut	Bob Menne	75-74-149	\$650.00
T-5	Jay Haas	71-66-68-72-277	\$16,000.00	T-54	Gibby Gilbert	72-73-69-76-290	\$1,182.14	Cut	Larry Nelson	74-75-149	\$650.00
T-5	Greg Norman	66-69-70-72-277	\$16,000.00	T-54	Morris Hatafsky	72-73-69-76-290	\$1,182.14	Cut	Greg Powers	75-74-149	\$650.00
T-5	Jim Simons	68-67-73-69-277	\$16,000.00	T-54	Vance Heafner	68-71-76-75-290	\$1,182.14	Cut	Tom Weiskopf	76-73-149	\$650.00
8	Bob Gilder	66-68-72-72-278	\$11,000.00	T-54	Lyn Lott	70-73-72-75-290	\$1,182.14	Cut	Mike Wynn	74-75-149	\$650.00
T-9	Lon Hinkle	70-68-71-71-280	\$7,918.75	T-54	Roger Maltbie	71-73-72-74-290	\$1,182.14	Cut	Al Geiberger	75-75-150	\$650.00
T-9	Tom Kite	73-70-70-67-280	\$7,918.75	T-54	Mark McNulty	76-69-76-69-290	\$1,182.15	Cut	Jim King	74-76-150	\$650.00
T-9	Jerry Pate	72-69-70-69-280	\$7,918.75	T-61	Brad Bryant	74-70-71-76-291	\$1,137.50	Cut	Bill Kratzert	74-76-150	\$650.00
T-9	Tom Watson	72-69-71-68-280	\$7,918.75	T-61	Rex Caldwell	67-76-70-78-291	\$1,137.50	Cut	Rodney Loesch	75-75-150	\$650.00
13	Seve Ballesteros	71-68-69-73-281	\$6,500.00	T-61	Jim Nelford	73-71-73-74-291	\$1,137.50	Cut	Mark McCumber	74-76-150	\$650.00
T-14	Nick Faldo	67-70-73-72-282	\$5,750.00	T-61	Ed Sneed	72-72-70-77-291	\$1,137.50	Cut	Arnold Palmer	74-76-150	\$650.00
T-14	Curtis Strange	72-70-71-69-282	\$5,750.00	T-65	Tom Jenkins	69-71-75-77-292	\$1,122.50	Cut	Jack Renner	73-77-150	\$650.00
T-16	Jim Colbert	70-72-72-69-283	\$4,625.00	T-65	Jeff Mitchell	73-72-73-74-292	\$1,122.50	Cut	Gary Robinson	77-73-150	\$650.00
T-16	Dan Halldorson	69-71-72-71-283	\$4,625.00	T-67	Billy Casper	72-73-75-73-293	\$1,110.00	Cut	J.C. Snead	77-73-150	\$650.00
T-16	Bruce Lietzke	73-71-70-69-283	\$4,625.00	T-67	Mark Lye	72-73-70-78-293	\$1,110.00	Cut	Don Massengale	76-75-151	\$650.00
T-16	Jack Nicklaus	74-70-72-67-283	\$4,625.00	T-67	Don Pooley	73-71-72-77-293	\$1,110.00	Cut	Andy Bean	71-81-152	\$650.00
T-16	Tom Purtzer	73-69-73-68-283	\$4,625.00	T-70	Andy North	72-72-77-73-294	\$1,100.00	Cut	Bill Britton	74-78-152	\$650.00
T-16	Craig Stadler	71-70-70-72-283	\$4,625.00	T-70	Dan Pohl	71-71-73-79-294	\$1,100.00	Cut	Bobby Clampett	76-76-152	\$650.00
T-22	Danny Edwards	71-71-68-74-284	\$3,600.00	72	Don Padgett	72-72-74-77-295	\$1,100.00	Cut	Frank Conner	73-79-152	\$650.00
T-22	Gil Morgan	76-66-68-74-284	\$3,600.00	73	Woody Blackburn	74-71-78-77-300	\$1,100.00	Cut	John Calabria	79-74-153	\$650.00
T-22	Peter Oosterhuis	72-72-74-66-284	\$3,600.00	74	Lennie Clements	75-69-82-78-304	\$1,100.00	Cut	Larry Gilbert	78-75-153	\$650.00
T-22	Mark Pfeil	68-73-76-67-284	\$3,600.00	Cut	Chip Beck	73-73-146	\$650.00	Cut	Jim Marshall	77-76-153	\$650.00
T-22	Ron Streck	71-72-71-70-284	\$3,600.00	Cut	Joe Inman Jr.	73-73-146	\$650.00	Cut	Benny Passons	79-74-153	\$650.00
T-22	Doug Tewell	72-70-72-70-284	\$3,600.00	Cut	John Jackson	68-78-146	\$650.00	Cut	Bob Eastwood	77-77-154	\$650.00
T-22	Leonard Thompson	72-72-71-69-284	\$3,600.00	Cut	Don January	73-73-146	\$650.00	Cut	Ross Randall	77-77-154	\$650.00
T-29	Mike Holland	71-73-70-71-285	\$3,100.00	Cut	Gary Player	76-70-146	\$650.00	Cut	Bruce Ashworth	74-81-155	\$650.00
T-29	Bill Rogers	73-71-70-71-285	\$3,100.00	Cut	Tim Simpson	72-74-146	\$650.00	Cut	Dick Hendrickson	76-79-155	\$650.00
T-29	Hal Sutton	72-68-70-75-285	\$3,100.00	Cut	Dave Stockton	73-73-146	\$650.00	Cut	Roger Kennedy	80-75-155	\$650.00
T-32	Johnny Miller	76-67-73-70-286	\$2,850.00	Cut	Dick Crawford	75-72-147	\$650.00	Cut	Jack Sommers	76-79-155	\$650.00
T-32	Scott Simpson	71-71-75-69-286	\$2,850.00	Cut	Jim Kiely	72-75-147	\$650.00	Cut	Howard Twitty	76-79-155	\$650.00
T-34	George Archer	71-70-71-75-287	\$2,350.00	Cut	Jim Logue	77-70-147	\$650.00	Cut	Gene Ferrell	80-76-156	\$650.00
T-34	Miller Barber	71-74-70-72-287	\$2,350.00	Cut	Denia Watson	72-75-147	\$650.00	Cut	Robbie Gilmore	79-77-156	\$650.00
T-34	John Cook	71-72-71-73-287	\$2,350.00	Cut	D.A. Weibring	75-72-147	\$650.00	Cut	Russell Helwig	77-79-156	\$650.00
T-34	Mark Hayes	69-72-70-76-287	\$2,350.00	Cut	Buddy Whitten	73-74-147	\$650.00	Cut	Vince Bizik	81-76-157	\$650.00
T-34	Peter Jacobsen	73-70-69-75-287	\$2,350.00	Cut	Jim Booros	69-79-148	\$650.00	Cut	Bob Moreland	80-77-157	\$650.00
T-34	Bob Murphy	71-74-68-74-287	\$2,350.00	Cut	Dave Eichelberger	75-73-148	\$650.00	Cut	Dave Philo	82-75-157	\$650.00
T-34	Bobby Nichols	73-69-74-71-287	\$2,350.00	Cut	Steve Melnyk	72-76-148	\$650.00	Cut	Dick Smith	77-80-157	\$650.00
T-34	Jim Thorpe	72-71-73-71-287	\$2,350.00	Cut	Payne Stewart	76-72-148	\$650.00	Cut	Dwight Nevil	80-78-158	\$650.00
T-42	Dave Barr	71-72-71-74-288	\$1,642.85	Cut	Mike Sullivan	71-77-148	\$650.00	Cut	Dave Ragan	80-78-158	\$650.00
T-42	George Burns	72-72-71-73-288	\$1,642.86	Cut	Fuzzy Zoeller	74-74-148	\$650.00	Cut	Jim Lucius	78-82-160	\$650.00
T-42	Hale Irwin	73-69-73-73-288	\$1,642.86	Cut	Jim Albus	77-72-149	\$650.00	Cut	Joe McDermott	77-84-161	\$650.00
T-42	Barry Jaeckel	72-69-74-73-288	\$1,642.86	Cut	Dave Barber	76-73-149	\$650.00	Cut	Kevin Morris	84-77-161	\$650.00
T-42	Masahiro Kuramoto	71-70-70-77-288	\$1,642.85	Cut	Richard Bassett	73-76-149	\$650.00	Cut	James Dolan	82-82-164	\$650.00
T-42	John Mahaffey	74-70-72-72-288	\$1,642.86	Cut	Ben Crenshaw	73-76-149	\$650.00	Cut	Gary Gant	82-83-165	\$650.00
T-42	Mike Reid	71-72-73-72-288	\$1,642.86	Cut	Jim Dent	73-76-149	\$650.00	Cut	Jimmy Wright	81-85-166	\$650.00
T-49	Isao Aoki	69-75-71-74-289	\$1,315.00	Cut	Keith Fergus	76-73-149	\$650.00	WD	Tony Wallin	78	\$650.00
T-49	David Graham	68-71-74-76-289	\$1,315.00	Cut	Hubert Green	77-72-149	\$650.00	WD	Bob Shearer	79	\$650.00

1981 Residing less than a half-hour from The Atlanta Athletic Club, Larry Nelson leaped into the lead with his second straight 66 in the third round and cruised to a four-stroke triumph over Fuzzy Zoeller. The 33-year-old one-time aircraft plant draftsman and Vietnam veteran began the final round with a four-stroke lead and was never challenged with his closing 1-over-par 71.

Champion: Larry Nelson, Marietta, Ga.

Site: The Atlanta Athletic Club, Duluth, Ga.

Date: Aug. 6-9

Purse: \$401,600

Par: 35-35-70 (7,070 Yards)

Field: 147 Cut at 147 78 players advanced



	Course Avg	Under Par	At Par	Over Par	Round Leader	Low Round	L. Nelson
Round 1:	73.7	11	14	120	Bob Murphy	66 - B. Murphy	70 - T-12
Round 2:	73.7	17	10	116	Bob Murphy	66 - L. Nelson	136 - (66) T-2
Round 3:	71.7	16	11	51	Larry Nelson	66 - L. Nelson, I. Aoki, B. Rogers	202 - (66) 1st
Round 4:	72.1	20	7	51	Larry Nelson	66 - T. Valentine, C. Strange,	273 - (71) 1st
Totals:	73.12	64	42	338		B. Gilder	

Championship Summary

Place	Name	Score	Winnings	Place	Name	Score	Winnings	Place	Name	Score	Winnings
1	Larry Nelson	70-66-66-71-273	\$60,000.00	T-49	Lee Elder	75-71-74-69-289	\$912.50	Cut	Gibby Gilbert	75-75-150	\$550.00
2	Fuzzy Zoeller	70-68-68-71-277	\$40,000.00	T-49	Wayne Levi	70-71-73-75-289	\$912.50	Cut	Phil Hancock	72-78-150	\$550.00
3	Dan Pohl	69-67-73-69-278	\$25,000.00	T-49	Gary Player	75-72-71-71-289	\$912.50	Cut	Lionel Hebert	73-77-150	\$550.00
T-4	Isao Aoki	75-68-66-70-279	\$13,146.43	T-49	Jack Renner	74-70-73-72-289	\$912.50	Cut	Bill Kratzert	77-73-150	\$550.00
T-4	Keith Fergus	71-71-69-68-279	\$13,146.43	T-49	Ron Streck	69-77-75-68-289	\$912.50	Cut	Johnny Miller	77-73-150	\$550.00
T-4	Bob Gilder	74-69-70-66-279	\$13,146.43	55	Doug Tewell	71-73-76-70-290	\$825.00	Cut	Scott Simpson	71-79-150	\$550.00
T-4	Tom Kite	71-67-69-72-279	\$13,146.43	T-56	Jim Colbert	72-75-71-73-291	\$810.00	Cut	Larry Gilbert	77-74-151	\$550.00
T-4	Bruce Lietzke	70-70-71-68-279	\$13,146.43	T-56	Tom Jenkins	73-73-73-72-291	\$810.00	Cut	Lynn Janson	75-76-151	\$550.00
T-4	Jack Nicklaus	71-68-71-69-279	\$13,146.43	T-56	Mark Lye	67-76-74-74-291	\$810.00	Cut	Gene Littler	79-72-151	\$550.00
T-4	Greg Norman	73-67-68-71-279	\$13,146.43	T-56	Mark McCumber	70-74-73-74-291	\$810.00	Cut	Bruce Macdonald	75-76-151	\$550.00
T-11	Vance Heafner	68-70-70-72-280	\$6,750.00	T-56	Mike Sullivan	70-72-74-75-291	\$810.00	Cut	John Mahaffey	76-75-151	\$550.00
T-11	Andy North	68-69-70-73-280	\$6,750.00	T-61	Danny Edwards	73-71-70-78-292	\$782.50	Cut	Steve Benson	77-75-152	\$550.00
T-11	Jerry Pate	71-68-70-71-280	\$6,750.00	T-61	John Fought	74-71-78-69-292	\$782.50	Cut	Bruce Devlin	76-76-152	\$550.00
T-11	Tommy Valentine	73-70-71-66-280	\$6,750.00	T-61	Roger Maltbie	69-78-76-69-292	\$782.50	Cut	Lu Hsi-Chuen	77-75-152	\$550.00
15	J.C. Snead	70-71-70-70-281	\$5,500.00	T-61	Mike Morley	72-71-71-78-292	\$782.50	Cut	Kevin Morris	78-74-152	\$550.00
T-16	David Edwards	71-69-70-72-282	\$4,875.00	T-61	Don Padgett	74-71-73-74-292	\$782.50	Cut	Barney Thompson	78-74-152	\$550.00
T-16	Hale Irwin	71-74-68-69-282	\$4,875.00	T-61	Leonard Thompson	75-72-71-74-292	\$782.50	Cut	Gary Wintz	76-76-152	\$550.00
18	Bob Murphy	66-69-73-75-283	\$4,500.00	T-67	Al Geiberger	73-74-77-69-293	\$760.00	Cut	Gene Borek	75-78-153	\$550.00
T-19	John Cook	72-69-70-73-284	\$3,631.25	T-67	Barry Jaeckel	72-74-69-78-293	\$760.00	Cut	Gene Ferrell	80-73-153	\$550.00
T-19	Raymond Floyd	71-70-71-72-284	\$3,631.25	T-67	Bobby Wadkins	73-74-72-74-293	\$760.00	Cut	Howell Fraser	76-77-153	\$550.00
T-19	Jay Haas	73-68-74-69-284	\$3,631.25	T-70	George Burns	74-71-74-75-294	\$750.00	Cut	Scott Hoch	72-81-153	\$550.00
T-19	Joe Inman Jr.	73-71-67-73-284	\$3,631.25	T-70	Mark O'Meara	72-71-74-77-294	\$750.00	Cut	Jumbo Ozaki	73-80-153	\$550.00
T-19	Don January	70-72-70-72-284	\$3,631.25	T-70	Ed Sneed	71-75-72-76-294	\$750.00	Cut	John Schroeder	74-79-153	\$550.00
T-19	Gil Morgan	70-69-74-71-284	\$3,631.25	73	George Cadle	74-72-74-75-295	\$750.00	Cut	Art Silvestrone	77-76-153	\$550.00
T-19	Don Pooley	74-70-69-71-284	\$3,631.25	74	Charles Coody	69-74-78-75-296	\$750.00	Cut	Buddy Whitten	76-77-153	\$550.00
T-19	Tom Purtzer	70-70-73-71-284	\$3,631.25	75	John Jackson	75-70-76-76-297	\$750.00	Cut	Larry Ziegler	77-76-153	\$550.00
T-27	Bobby Clampett	75-71-70-69-285	\$2,850.00	76	Arnold Palmer	74-73-74-77-298	\$750.00	Cut	Gary Groh	76-78-154	\$550.00
T-27	Hubert Green	71-74-71-69-285	\$2,850.00	77	Bruce Summerhays	73-74-75-80-302	\$750.00	Cut	Jack Lewis	79-75-154	\$550.00
T-27	Peter Jacobsen	74-71-71-69-285	\$2,850.00	78	David Glenz	72-73-77-84-306	\$750.00	Cut	Jim Albus	78-77-155	\$550.00
T-27	Bill Rogers	72-75-66-72-285	\$2,850.00	Cut	George Archer	73-75-148	\$550.00	Cut	Bob Ford	80-75-155	\$550.00
T-27	Curtis Strange	73-72-74-66-285	\$2,850.00	Cut	Brad Bryant	72-76-148	\$550.00	Cut	Tom Ulozas	75-80-155	\$550.00
T-27	Tom Weiskopf	71-72-72-70-285	\$2,850.00	Cut	Dave Eichelberger	76-72-148	\$550.00	Cut	Bob Moreland	77-79-156	\$550.00
T-33	Seve Ballesteros	71-73-72-70-286	\$2,250.00	Cut	Lou Graham	71-77-148	\$550.00	Cut	Bobby Nichols	77-79-156	\$550.00
T-33	Bob Eastwood	67-69-72-78-286	\$2,250.00	Cut	Vic Lipscomb	75-73-148	\$550.00	Cut	Jim Logue	78-79-157	\$550.00
T-33	Ed Fiori	73-73-67-73-286	\$2,250.00	Cut	Peter Oosterhuis	75-73-148	\$550.00	Cut	John Nichols Jr.	76-81-157	\$550.00
T-33	Mark Hayes	70-74-68-74-286	\$2,250.00	Cut	Jim Simons	73-75-148	\$550.00	Cut	Joe Moresco	79-79-158	\$550.00
T-33	Greg Powers	70-70-74-72-286	\$2,250.00	Cut	Tom Watson	75-73-148	\$550.00	Cut	Bob Nieberding	80-78-158	\$550.00
T-33	Lanny Wadkins	70-71-74-71-286	\$2,250.00	Cut	Al Chandler	77-72-149	\$550.00	Cut	John Traub	77-81-158	\$550.00
T-39	Terry Diehl	72-74-71-70-287	\$1,750.00	Cut	Tim Collins	74-75-149	\$550.00	Cut	David Jimenez	74-85-159	\$550.00
T-39	Lon Hinkle	69-76-69-73-287	\$1,750.00	Cut	Mike Donald	79-70-149	\$550.00	Cut	Roger Kennedy	78-81-159	\$550.00
T-39	Jim Thorpe	71-72-72-72-287	\$1,750.00	Cut	Dave Haberte	76-73-149	\$550.00	Cut	Gary Robinson	78-81-159	\$550.00
T-39	D.A. Weibring	71-74-74-68-287	\$1,750.00	Cut	Gary Hallberg	75-74-149	\$550.00	Cut	Dave Barber	80-80-160	\$550.00
T-43	Rod Curl	75-72-69-72-288	\$1,250.00	Cut	Laurie Hammer	75-74-149	\$550.00	Cut	Gary Baker	83-79-162	\$550.00
T-43	Bruce Fleisher	73-72-68-75-288	\$1,250.00	Cut	Sandy Lyle	76-73-149	\$550.00	Cut	Terry Florence	82-80-162	\$550.00
T-43	David Graham	75-69-74-70-288	\$1,250.00	Cut	Craig Stadler	72-77-149	\$550.00	Cut	Jim Ferriell	80-84-164	\$550.00
T-43	Calvin Peete	74-71-74-69-288	\$1,250.00	Cut	Bobby Walzel	74-75-149	\$550.00	WD	Doug Ford	79	\$550.00
T-43	Dave Stockton	70-75-70-73-288	\$1,250.00	Cut	Miller Barber	71-79-150	\$550.00	WD	Sam Snead	79	\$550.00
T-43	Howard Twitty	74-71-74-69-288	\$1,250.00	Cut	Dave Barr	74-76-150	\$550.00	DQ	Colton Dunn		\$550.00
T-49	Rex Caldwell	68-72-71-78-289	\$912.50	Cut	Ben Crenshaw	75-75-150	\$550.00	DQ	Lee Trevino		\$550.00

1980 Jack Nicklaus made PGA Championship history by tying Walter Hagen for the most titles (5) and winning by the biggest margin since the Championship switched to stroke play in 1958. With a 1-under-par 69 in the final round, Nicklaus posted a 6-under-par score of 274 for a seven-shot victory over runner-up Andy Bean.

Champion: Jack Nicklaus, North Palm Beach, Fla.

Site: Oak Hill CC, Rochester, N.Y.

Date: Aug. 7-10

Purse: \$376,400

Par: 35-35-70 (6,964 Yards)

Field: 148 Cut at 149 77 players advanced



	Course Avg	Under Par	At Par	Over Par	Round Leader	Low Round	Jack Nicklaus
Round 1:	75.0	9	10	129	Craig Stadler	67 - Craig Stadler	70 - T-10
Round 2:	75.4	3	6	135	Gil Morgan	66 - Ed Sneed	139 - (69) T-2
Round 3:	74.1	6	2	69	Jack Nicklaus	66 - Jack Nicklaus	205 - (66) 1st
Round 4:	73.9	4	3	70	Jack Nicklaus	67 - Tom Watson	274 - (69) 1st
Totals:	74.82	22	21	403			

Championship Summary

Place	Name	Score	Winnings	Place	Name	Score	Winnings	Place	Name	Score	Winnings
1	Jack Nicklaus	70-69-66-69-274	\$60,000.00	T-50	Jay Haas	72-74-75-75-296	\$796.00	Cut	Peter Oosterhuis	75-78-153	\$500.00
2	Andy Bean	72-71-68-70-281	\$40,000.00	T-50	Bill Kratzert	74-73-75-74-296	\$796.00	Cut	Charles Sifford	74-79-153	\$500.00
T-3	Lon Hinkle	70-69-69-75-283	\$22,500.00	T-50	Mark Pfeil	75-72-78-71-296	\$796.00	Cut	Dave Barber	79-75-154	\$500.00
T-3	Gil Morgan	68-70-73-72-283	\$22,500.00	T-50	J.C. Sneed	74-74-78-70-296	\$796.00	Cut	Julius Boros	79-75-154	\$500.00
T-5	Curtis Strange	68-72-72-72-284	\$14,500.00	T-55	Bob Gilder	70-77-77-73-297	\$767.50	Cut	George Burns	77-77-154	\$500.00
T-5	Howard Twitty	68-74-71-71-284	\$14,500.00	T-55	Mike Reid	74-73-78-72-297	\$767.50	Cut	Doug Campbell	76-78-154	\$500.00
7	Lee Trevino	74-71-71-69-285	\$11,000.00	T-55	Ed Sneed	80-68-72-77-297	\$767.50	Cut	Don January	82-72-154	\$500.00
T-8	Bill Rogers	71-71-72-72-286	\$8,500.00	T-55	Craig Stadler	67-75-74-81-297	\$767.50	Cut	Gene Littler	77-77-154	\$500.00
T-8	Bobby Walzel	68-76-71-71-286	\$8,500.00	T-59	Danny Edwards	73-73-75-77-298	\$742.50	Cut	Dave Stockton	73-81-154	\$500.00
T-10	Terry Diehl	72-72-68-76-288	\$6,000.00	T-59	Morris Hatafsky	70-73-74-81-298	\$742.50	Cut	Kermit Zarley	82-72-154	\$500.00
T-10	Peter Jacobsen	71-73-74-70-288	\$6,000.00	T-59	Mark Hayes	73-75-75-75-298	\$742.50	Cut	Dow Finsterwald	76-79-155	\$500.00
T-10	Jerry Pate	72-73-70-73-288	\$6,000.00	T-59	Tohru Nakamura	70-76-78-74-298	\$742.50	Cut	Howell Fraser	72-83-155	\$500.00
T-10	Tom Watson	75-74-72-67-288	\$6,000.00	T-59	Ron Streck	75-71-70-82-298	\$742.50	Cut	Terry Mauney	76-79-155	\$500.00
T-10	Tom Weiskopf	71-73-72-72-288	\$6,000.00	T-59	Bobby Wadkins	75-74-71-78-298	\$742.50	Cut	Bobby Nichols	78-77-155	\$500.00
T-15	John Mahaffey	71-77-69-72-289	\$4,375.00	T-65	Miller Barber	74-75-73-77-299	\$720.00	Cut	Jack Seltzer	77-78-155	\$500.00
T-15	Andy North	72-70-73-74-289	\$4,375.00	T-65	Dave Eichelberger	72-70-79-78-299	\$720.00	Cut	Ed Fiori	77-79-156	\$500.00
T-17	George Archer	70-73-75-72-290	\$3,900.00	T-65	Buddy Gardner	74-75-75-75-299	\$720.00	Cut	Jack Lewis	76-80-156	\$500.00
T-17	Raymond Floyd	70-76-71-73-290	\$3,900.00	T-68	Gibby Gilbert	71-73-79-77-300	\$705.00	Cut	Gary McCord	79-77-156	\$500.00
T-17	Joe Imman Jr.	72-71-75-72-290	\$3,900.00	T-68	Hubert Green	74-75-75-76-300	\$705.00	Cut	Roy Abramite	79-78-157	\$500.00
T-20	Rex Caldwell	73-70-73-75-291	\$3,450.00	T-68	Johnny Miller	70-71-80-79-300	\$705.00	Cut	Woody Fitzhugh	80-77-157	\$500.00
T-20	Rod Curl	74-71-75-71-291	\$3,450.00	71	Brad Bryant	78-70-74-79-301	\$700.00	Cut	Dick Goetz	79-78-157	\$500.00
T-20	Tom Kite	73-70-76-72-291	\$3,450.00	T-72	George Cadle	73-75-78-76-302	\$700.00	Cut	Rives McBee	86-71-157	\$500.00
T-20	Bob Murphy	68-80-72-71-291	\$3,450.00	T-72	Arnold Palmer	74-74-78-76-302	\$700.00	Cut	Dean Refram	78-79-157	\$500.00
T-20	Jack Newton	72-73-73-73-291	\$3,450.00	74	DeWitt Weaver	75-73-77-78-303	\$700.00	Cut	Doug Dalziel	77-81-158	\$500.00
T-20	Alan Tapie	74-75-69-73-291	\$3,450.00	75	Tommy Valentine	73-71-82-79-305	\$700.00	Cut	Mike Hill	78-80-158	\$500.00
T-26	Lee Elder	70-75-74-73-292	\$2,950.00	76	Victor Regalado	75-74-79-78-306	\$700.00	Cut	Scott Hoch	80-78-158	\$500.00
T-26	David Graham	69-75-73-75-292	\$2,950.00	77	Bob Byman	74-72-79-82-307	\$700.00	Cut	John Jackson	76-82-158	\$500.00
T-26	Gary Player	72-74-71-75-292	\$2,950.00	Cut	Buddy Allin	73-77-150	\$500.00	Cut	Steve Spray	76-82-158	\$500.00
T-26	Leonard Thompson	71-75-73-73-292	\$2,950.00	Cut	Frank Conner	72-78-150	\$500.00	Cut	Charles Volpone	74-84-158	\$500.00
T-30	Jim Colbert	73-75-77-68-293	\$2,200.00	Cut	Doug Ford	74-76-150	\$500.00	Cut	Mark Lye	86-73-159	\$500.00
T-30	Bruce Devlin	76-73-71-73-293	\$2,200.00	Cut	Lou Graham	77-73-150	\$500.00	Cut	Dan Murphy	81-78-159	\$500.00
T-30	Bob Eastwood	72-73-73-75-293	\$2,200.00	Cut	Dan Halldorson	78-72-150	\$500.00	Cut	Bill Pelham	81-78-159	\$500.00
T-30	David Edwards	73-76-73-71-293	\$2,200.00	Cut	Jerry McGee	75-75-150	\$500.00	Cut	Buddy Whitten	81-78-159	\$500.00
T-30	Hale Irwin	69-76-74-74-293	\$2,200.00	Cut	Lonnie Nielsen	76-74-150	\$500.00	Cut	Joe Jimenez	81-79-160	\$500.00
T-30	Bruce Lietzke	71-75-74-73-293	\$2,200.00	Cut	Jack Renner	70-80-150	\$500.00	Cut	Perry Leslie	79-81-160	\$500.00
T-30	Artie McNickle	71-71-76-75-293	\$2,200.00	Cut	Mike Schlueter	71-80-151	\$500.00	Cut	Rex Baxter	80-81-161	\$500.00
T-30	Scott Simpson	74-74-74-71-293	\$2,200.00	Cut	Jim Simons	76-75-151	\$500.00	Cut	Jay Overton	84-77-161	\$500.00
T-30	Mike Sullivan	71-74-76-72-293	\$2,200.00	Cut	Tim Simpson	79-72-151	\$500.00	Cut	Chris Cole	80-83-163	\$500.00
T-30	Doug Tewell	73-71-75-74-293	\$2,200.00	Cut	Mike Brannan	75-77-152	\$500.00	Cut	Jack McConachie	83-80-163	\$500.00
T-30	Lanny Wadkins	76-72-72-73-293	\$2,200.00	Cut	John Calabria	77-75-152	\$500.00	Cut	Terry Florence	78-87-165	\$500.00
T-41	Charles Coody	73-71-79-71-294	\$1,300.00	Cut	Lynn Janson	76-76-152	\$500.00	Cut	Roger Kennedy	80-88-168	\$500.00
T-41	Ben Crenshaw	69-74-78-73-294	\$1,300.00	Cut	Denny Lyons	76-76-152	\$500.00	Cut	Craig Harmon	89-80-169	\$500.00
T-41	John Fought	72-72-76-74-294	\$1,300.00	Cut	Allen Miller	77-75-152	\$500.00	Cut	Billy Casper	82-88-170	\$500.00
T-41	Dana Quigley	73-76-73-72-294	\$1,300.00	Cut	Tom Purtzer	74-78-152	\$500.00	Cut	Robert Nichols	80-90-170	\$500.00
T-41	Fuzzy Zoeller	76-73-71-74-294	\$1,300.00	Cut	George Shortridge	74-78-152	\$500.00	WD	Jerry Barber	80	\$500.00
T-46	Gary Koch	71-71-78-75-295	\$892.50	Cut	Tommy Aycock	77-76-153	\$500.00	WD	Rik Massengale	82	\$500.00
T-46	Mike Morley	71-73-76-75-295	\$892.50	Cut	Randy Glover	76-77-153	\$500.00	WD	Sam Snead	82	\$500.00
T-46	Don Pooley	74-75-75-71-295	\$892.50	Cut	Wayne Levi	74-79-153	\$500.00	WD	Chi Chi Rodriguez	83	\$500.00
T-46	D.A. Weibring	76-73-71-75-295	\$892.50	Cut	Jeff Mitchell	77-76-153	\$500.00				
T-50	Keith Fergus	74-73-75-74-296	\$796.00	Cut	Larry Nelson	79-74-153	\$500.00				

1979 Australian David Graham fired a 5-under-par 65 over the final round, despite a double bogey on the 72nd hole, to tie Ben Crenshaw at 8-under-par 272, the second-lowest 72-hole total since the Championship switched to stroke play. Graham tied Crenshaw on the first two playoff holes, with one putt of 18 feet for par on the first hole, and 10 feet for birdie on the second hole. Graham won the Championship with a birdie on the third playoff hole.

Champion: David Graham, Dallas, Texas

Site: Oakland Hills CC, Bloomfield Hills, Mich.

Date: Aug. 2-5

Purse: \$350,600

Par: 35-35-70 (7,014 Yards)

Field: 150 Cut at 146 74 players advanced



	Course Avg	Under Par	At Par	Over Par	Round Leader	Low Round	David Graham
Round 1:	74.0	15	11	124	Tom Watson	66 - Tom Watson	69 - T-5
Round 2:	73.1	18	12	119	Ben Crenshaw	65 - Alan Tapie	137 - (68) T-2
Round 3:	71.5	19	8	47	Rex Caldwell	66 - Caldwell, Renner	207 - (70) T-3
Round 4:	72.2	14	7	53	Graham, Crenshaw	65 - David Graham	272 - (65) T-1
Totals:	73.02	66	38	343			

Championship Summary

Place	Name	Score	Winnings	Place	Name	Score	Winnings	Place	Name	Score	Winnings
1	David Graham	69-68-70-65-272	\$60,000.00	T-51	Rod Curl	72-72-73-73-290	\$600.00	Cut	Paul Purtzer	76-73-149	\$350.00
2	Ben Crenshaw	69-67-69-67-272	\$40,000.00	T-51	John Mahaffey	72-74-71-73-290	\$600.00	Cut	Mike Reid	75-74-149	\$350.00
3	Rex Caldwell	67-70-66-71-274	\$25,000.00	T-51	Bob Mann	71-73-71-75-290	\$600.00	Cut	Waddy Stokes	78-71-149	\$350.00
4	Ron Streck	68-71-69-68-276	\$20,000.00	T-54	Wally Armstrong	74-71-73-73-291	\$567.50	Cut	D.A. Weibring	76-73-149	\$350.00
T-5	Gibby Gilbert	69-72-68-69-278	\$14,500.00	T-54	Dave Barber	74-69-71-77-291	\$567.50	Cut	Isao Aoki	78-72-150	\$350.00
T-5	Jerry Pate	69-69-69-71-278	\$14,500.00	T-54	Jim Dent	70-72-76-73-291	\$567.50	Cut	Phil Hancock	77-73-150	\$350.00
T-7	Jay Haas	68-69-73-69-279	\$9,200.00	T-54	Leonard Thompson	72-67-78-74-291	\$567.50	Cut	Jim Ferree	75-75-150	\$350.00
T-7	Don January	69-70-71-69-279	\$9,200.00	T-54	DeWitt Weaver	73-73-71-74-291	\$567.50	Cut	Howell Fraser	73-77-150	\$350.00
T-7	Howard Twitty	70-73-69-67-279	\$9,200.00	T-54	Fuzzy Zoeller	70-75-75-71-291	\$567.50	Cut	Phil Hancock	79-71-150	\$350.00
T-10	Lou Graham	69-74-68-69-280	\$6,750.00	T-60	Keith Fergus	73-70-73-76-292	\$547.50	Cut	Bill Kratzert	74-76-150	\$350.00
T-10	Gary Koch	71-71-71-67-280	\$6,750.00	T-60	Barry Jaeckel	71-73-75-73-292	\$547.50	Cut	Lloyd Monroe	74-76-150	\$350.00
T-12	Andy Bean	76-69-68-68-281	\$5,250.00	T-62	Raymond Floyd	74-70-77-72-293	\$535.00	Cut	Ralph Montoya	76-74-150	\$350.00
T-12	Jerry McGee	73-69-71-68-281	\$5,250.00	T-62	Mark Hayes	71-73-77-72-293	\$535.00	Cut	Jay Overton	74-76-150	\$350.00
T-12	Jack Renner	71-74-66-70-281	\$5,250.00	T-62	Rocky Thompson	72-72-73-76-293	\$535.00	Cut	George Shortridge	76-74-150	\$350.00
T-12	Tom Watson	66-72-69-74-281	\$5,250.00	T-65	Scott Bess	73-72-75-74-294	\$515.00	Cut	Curtis Strange	74-76-150	\$350.00
T-16	Bob Gilder	73-71-68-70-282	\$3,780.00	T-65	Al Geiberger	76-70-73-75-294	\$515.00	Cut	Tom Weiskopf	79-71-150	\$350.00
T-16	Hubert Green	69-70-72-71-282	\$3,780.00	T-65	Lon Hinkle	73-72-71-78-294	\$515.00	Cut	Charles Coody	79-72-151	\$350.00
T-16	Bruce Lietzke	69-69-71-73-282	\$3,780.00	T-65	Jack Nicklaus	73-72-78-71-294	\$515.00	Cut	Dow Finsterwald	77-74-151	\$350.00
T-16	Gene Littler	71-71-67-73-282	\$3,780.00	T-65	Austin Straub	73-70-72-79-294	\$515.00	Cut	Jimmy Paschal	76-75-151	\$350.00
T-16	Graham Marsh	69-70-71-72-282	\$3,780.00	70	Lanny Wadkins	71-75-73-76-295	\$500.00	Cut	David Jimenez	77-75-152	\$350.00
T-21	Bob Byman	73-72-69-69-283	\$3,250.00	71	Bobby Wadkins	77-68-75-76-296	\$500.00	Cut	Mac McLendon	78-74-152	\$350.00
T-21	John Schroeder	72-72-70-69-283	\$3,250.00	72	Dean Refram	75-69-79-75-298	\$500.00	Cut	Larry Ringer	78-74-152	\$350.00
T-23	Frank Conner	70-73-69-72-284	\$2,900.00	T-73	Dennis Coscina	76-70-74-83-303	\$500.00	Cut	Larry Startzel	77-75-152	\$350.00
T-23	Rod Funseth	70-69-76-69-284	\$2,900.00	T-73	Ronald Smoak	72-74-78-79-303	\$500.00	Cut	Bruce Summerhays	78-74-152	\$350.00
T-23	Peter Jacobsen	70-74-67-73-284	\$2,900.00	Cut	Tommy Ayccock	75-72-147	\$350.00	Cut	Guy Cullins	74-79-153	\$350.00
T-23	Gary Player	73-70-70-71-284	\$2,900.00	Cut	Mike Brannan	73-74-147	\$350.00	Cut	Tom Joyce	74-79-153	\$350.00
T-23	Alan Tapie	73-65-76-70-284	\$2,900.00	Cut	Billy Casper	75-72-147	\$350.00	Cut	Tony Kaloustian	74-79-153	\$350.00
T-28	Miller Barber	73-72-69-71-285	\$2,300.00	Cut	Randy Erskine	72-75-147	\$350.00	Cut	Mike McCullough	82-71-153	\$350.00
T-28	George Burns	71-74-67-73-285	\$2,300.00	Cut	Al Mengert	76-71-147	\$350.00	Cut	Bobby Phillips	78-75-153	\$350.00
T-28	Mark McCumber	75-68-70-72-285	\$2,300.00	Cut	Lindy Miller	76-71-147	\$350.00	Cut	Jack Sommers	74-79-153	\$350.00
T-28	Artie McNickle	69-70-72-74-285	\$2,300.00	Cut	Orville Moody	72-75-147	\$350.00	Cut	Mark Alwin	77-77-154	\$350.00
T-28	Gil Morgan	72-73-70-70-285	\$2,300.00	Cut	Jim Nelford	74-73-147	\$350.00	Cut	Roger Ginsberg	76-78-154	\$350.00
T-28	Larry Nelson	70-75-70-70-285	\$2,300.00	Cut	Jim Thorpe	71-76-147	\$350.00	Cut	Joe Inman Jr.	80-74-154	\$350.00
T-28	Ed Sneed	77-67-70-71-285	\$2,300.00	Cut	Tim Collins	74-74-148	\$350.00	Cut	Babe Lichardus	78-76-154	\$350.00
T-35	Lee Elder	70-71-73-73-287	\$1,600.00	Cut	Woody Dame	75-73-148	\$350.00	Cut	Jim Logue	78-76-154	\$350.00
T-35	Lynn Janson	73-71-72-71-287	\$1,600.00	Cut	Buddy Gardner	76-72-148	\$350.00	Cut	Steve Spray	77-77-154	\$350.00
T-35	Tom Kite	72-72-69-74-287	\$1,600.00	Cut	Hale Irwin	73-75-148	\$350.00	Cut	Arnold Palmer	81-74-155	\$350.00
T-35	Jim Masserio	69-73-71-74-287	\$1,600.00	Cut	Grier Jones	73-75-148	\$350.00	Cut	Roy Abrameit	80-76-156	\$350.00
T-35	Bill Rogers	70-72-73-72-287	\$1,600.00	Cut	Tom Purtzer	73-75-148	\$350.00	Cut	Gary Clark	78-78-156	\$350.00
T-35	Dave Stockton	70-75-72-70-287	\$1,600.00	Cut	Victor Regalado	72-76-148	\$350.00	Cut	Mike Davis	81-75-156	\$350.00
T-35	Lee Trevino	70-73-72-72-287	\$1,600.00	Cut	J.C. Sneed	72-76-148	\$350.00	Cut	Bobby Nichols	74-82-156	\$350.00
T-42	Calvin Peete	75-71-70-72-288	\$1,050.00	Cut	Craig Stadler	73-75-148	\$350.00	Cut	Mike Felker	77-80-157	\$350.00
T-42	Sam Snead	73-71-71-73-288	\$1,050.00	Cut	Ron Terry	74-74-148	\$350.00	Cut	Bob Galloway	82-75-157	\$350.00
T-42	Jimmy Wright	72-69-72-75-288	\$1,050.00	Cut	Doug Tewell	75-73-148	\$350.00	Cut	Jerry Barber	83-75-158	\$350.00
T-42	Kermit Zarley	73-69-71-75-288	\$1,050.00	Cut	Bobby Walzel	75-73-148	\$350.00	Cut	Craig Bunker	79-80-159	\$350.00
T-46	Tommy Aaron	73-73-69-74-289	\$704.00	Cut	Jim White	78-70-148	\$350.00	Cut	Alan White	80-79-159	\$350.00
T-46	Jim Colbert	73-73-72-71-289	\$704.00	Cut	John Gentile	75-74-149	\$350.00	Cut	Emil Esposito	81-79-160	\$350.00
T-46	Don Padgett	71-75-73-70-289	\$704.00	Cut	Michael Milon	75-74-149	\$350.00	Cut	Rob Bragg	81-81-162	\$350.00
T-46	Chi Chi Rodriguez	71-72-72-74-289	\$704.00	Cut	Bob Murphy	71-78-149	\$350.00	Cut	Doug Ford	81-82-163	\$350.00
T-46	Jim Simons	76-68-73-72-289	\$704.00	Cut	Andy North	76-73-149	\$350.00	WD	Richard Martinez	81	\$350.00

1978 John Mahaffey, trailing third-round leader Tom Watson by seven strokes, staged a PGA Championship record rally to tie Watson and Jerry Pate after 72 holes. Mahaffey won his first major championship with a dramatic 12-foot birdie putt on the par-4 second extra hole. Mahaffey's final-round 66 put him at 276, 8-under-par.

Champion: John Mahaffey, Houston, Texas

Site: Oakmont CC, Oakmont, Pa.

Date: Aug. 3-6

Purse: \$300,240

Par: 36-35-71 (6,989 Yards)

Field: 150 Cut at 148 70 players advanced



	Course Avg	Under Par	At Par	Over Par	Round Leader	Low Round	John Mahaffey
Round 1:	75.6	16	6	127	Tom Watson	67 - Tom Watson	75 - T-47
Round 2:	74.8	14	17	118	Tom Watson	67 - J. Mahaffey, G. Archer, B. Nichols, T. Weiskopf	142 - (67) T-6
Round 3:	72.2	20	7	44	Tom Watson	66 - Jerry Pate	210 - (68) 5th
Round 4:	73.7	14	4	52	Mahaffey, Pate, Watson	66 - J. Mahaffey, G. Morgan	276 - (66) T-1
Totals:	74.51	64	34	341			

Championship Summary

Place	Name	Score	Winnings	Place	Name	Score	Winnings	Place	Name	Score	Winnings
1	John Mahaffey	75-67-68-66-276	\$50,000.00	T-50	Raymond Floyd	76-72-73-73-294	\$512.50	Cut	Steve Spray	73-79-152	\$303.00
T-2	Jerry Pate	72-70-66-68-276	\$25,000.00	T-50	Dave Hill	69-76-75-74-294	\$512.50	Cut	Buddy Whitten	76-76-152	\$303.00
T-2	Tom Watson	67-69-67-73-276	\$25,000.00	T-50	Jack Newton	73-71-71-79-294	\$512.50	Cut	Gene Borek	79-74-153	\$303.00
T-4	Gil Morgan	76-71-66-67-280	\$14,500.00	T-54	Bobby Cole	75-73-73-74-295	\$500.00	Cut	Billy Casper	79-74-153	\$303.00
T-4	Tom Weiskopf	73-67-69-71-280	\$14,500.00	T-54	Bob Murphy	71-75-71-78-295	\$500.00	Cut	Rives McBee	76-77-153	\$303.00
6	Craig Stadler	70-74-67-71-282	\$10,000.00	T-54	Tom Purtzer	72-70-78-75-295	\$500.00	Cut	Jack Nicklaus	79-74-153	\$303.00
T-7	Andy Bean	72-72-70-70-284	\$8,000.00	T-54	Bobby Wadkins	74-74-71-76-295	\$500.00	Cut	Bob Payne	79-74-153	\$303.00
T-7	Graham Marsh	72-74-68-70-284	\$8,000.00	T-58	Jay Haas	73-71-77-75-296	\$500.00	Cut	Art Proctor	77-76-153	\$303.00
T-7	Lee Trevino	69-73-70-72-284	\$8,000.00	T-58	Mike McCullough	76-71-75-74-296	\$500.00	Cut	Bruce Summerhays	74-79-153	\$303.00
10	Fuzzy Zoeller	75-69-73-68-285	\$6,500.00	T-58	Curtis Strange	72-74-71-79-296	\$500.00	Cut	Alan Tapie	77-76-153	\$303.00
11	Joe Inman Jr.	72-68-69-77-286	\$6,000.00	61	George Archer	76-67-77-77-297	\$500.00	Cut	Russell Glover	73-81-154	\$303.00
T-12	Hale Irwin	73-71-73-70-287	\$4,812.50	62	Bruce Lietzke	75-72-73-78-298	\$500.00	Cut	Dave Barber	80-75-155	\$303.00
T-12	Bill Kratzert	70-77-73-67-287	\$4,812.50	63	Lon Hinkle	73-73-74-79-299	\$500.00	Cut	Bobby Brue	82-73-155	\$303.00
T-12	Larry Nelson	76-71-70-70-287	\$4,812.50	T-64	Laurie Hammer	74-72-77-77-300	\$500.00	Cut	Doug Dalziel	82-73-155	\$303.00
T-12	John Schroeder	76-69-70-72-287	\$4,812.50	T-64	Jerry Heard	76-71-72-81-300	\$500.00	Cut	Geoff Hensley	76-79-155	\$303.00
T-16	Ben Crenshaw	69-71-75-73-288	\$3,766.67	T-64	Gary Koch	74-72-77-77-300	\$500.00	Cut	Rik Massengale	81-74-155	\$303.00
T-16	Phil Hancock	70-73-70-75-288	\$3,766.66	T-64	Ed Sneed	76-72-73-79-300	\$500.00	Cut	Steve Satterstrom	79-76-155	\$303.00
T-16	Grier Jones	70-73-71-74-288	\$3,766.67	T-64	Howard Twitty	75-72-77-76-300	\$500.00	Cut	Gene Torres	77-78-155	\$303.00
T-19	Wally Armstrong	71-73-75-70-289	\$3,100.00	69	Jim Colbert	74-74-73-80-301	\$500.00	Cut	Jim Ahern	80-76-156	\$303.00
T-19	George Burns	79-68-70-72-289	\$3,100.00	70	Bill Hall	76-72-77-78-303	\$500.00	Cut	Woody Dame	78-78-156	\$303.00
T-19	Bob Gilder	74-71-70-74-289	\$3,100.00	Cut	Julius Boros	78-71-149	\$303.00	Cut	Forrest Fezler	77-79-156	\$303.00
T-19	Don January	73-72-75-69-289	\$3,100.00	Cut	Doug Ford	74-75-149	\$303.00	Cut	Dave Marad	75-81-156	\$303.00
T-19	Bobby Nichols	75-67-73-74-289	\$3,100.00	Cut	Bob Galloway	71-78-149	\$303.00	Cut	Rick Acton	78-79-157	\$303.00
T-19	Dave Stockton	68-75-74-72-289	\$3,100.00	Cut	Mark Hayes	76-73-149	\$303.00	Cut	Jerry Breaux	79-78-157	\$303.00
T-19	Kermit Zarley	75-71-67-76-289	\$3,100.00	Cut	Tom Kite	74-75-149	\$303.00	Cut	Joe Jimenez	78-79-157	\$303.00
T-26	George Cadle	74-74-74-68-290	\$2,350.00	Cut	Gene Littler	76-73-149	\$303.00	Cut	Jeff Mitchell	82-75-157	\$303.00
T-26	Rod Curl	76-71-73-70-290	\$2,350.00	Cut	Pat McGowan	74-75-149	\$303.00	Cut	Jim O'Hern	76-82-158	\$303.00
T-26	Hubert Green	71-71-74-74-290	\$2,350.00	Cut	Don Pooley	74-75-149	\$303.00	Cut	Denny Lyons	76-83-159	\$303.00
T-26	Peter Oosterhuis	73-72-72-73-290	\$2,350.00	Cut	Jim Simons	76-73-149	\$303.00	Cut	Roy Vucinich	82-77-159	\$303.00
T-26	Gary Player	76-72-71-71-290	\$2,350.00	Cut	Howell Fraser	78-72-150	\$303.00	Cut	Bob Boldt	77-83-160	\$303.00
T-26	Greg Powers	75-70-75-70-290	\$2,350.00	Cut	Mike Hill	78-72-150	\$303.00	Cut	Walker Inman	82-78-160	\$303.00
T-26	Bob Shearer	73-73-71-73-290	\$2,350.00	Cut	Allen Miller	75-75-150	\$303.00	Cut	Max Anderson	81-80-161	\$303.00
T-26	Bob Zender	73-69-74-74-290	\$2,350.00	Cut	Larry Rinker	75-75-150	\$303.00	Cut	Dick Smith	82-79-161	\$303.00
T-34	Jim Dent	74-74-70-73-291	\$1,750.00	Cut	David Eger	77-74-151	\$303.00	Cut	Steve Benson	81-81-162	\$303.00
T-34	Victor Regalado	76-71-70-74-291	\$1,750.00	Cut	Dow Finsterwald	77-74-151	\$303.00	Cut	Jim King	81-82-163	\$303.00
T-34	Mike Sullivan	70-75-73-73-291	\$1,750.00	Cut	Al Geiberger	76-75-151	\$303.00	Cut	Steve Smith	79-84-163	\$303.00
T-34	Lanny Wadkins	70-73-72-76-291	\$1,750.00	Cut	David Graham	74-77-151	\$303.00	Cut	Stan Thirk	81-82-163	\$303.00
T-38	Danny Edwards	74-73-70-75-292	\$1,350.00	Cut	Lou Graham	80-71-151	\$303.00	Cut	Bob Leaver	85-79-164	\$303.00
T-38	Keith Fergus	71-74-72-75-292	\$1,350.00	Cut	Barry Jaeckel	76-75-151	\$303.00	Cut	Babe Lichardus	83-81-164	\$303.00
T-38	Morris Hatafsky	77-71-69-75-292	\$1,350.00	Cut	John Lister	73-78-151	\$303.00	Cut	Rocky Nelson	83-81-164	\$303.00
T-38	Johnny Miller	69-72-72-79-292	\$1,350.00	Cut	Jim Picard	76-75-151	\$303.00	Cut	Joe Lanza	83-82-165	\$303.00
T-42	Dave Eichelberger	74-73-74-72-293	\$812.50	Cut	Jack Renner	77-74-151	\$303.00	Cut	Mac Main	86-81-167	\$303.00
T-42	Lee Elder	71-76-73-73-293	\$812.50	Cut	Bryan Abbott	75-77-152	\$303.00	Cut	Lou Merkle	82-85-167	\$303.00
T-42	Rod Funseth	70-73-72-78-293	\$812.50	Cut	Paul Barkhouse	77-75-152	\$303.00	Cut	Larry Wheeler	88-79-167	\$303.00
T-42	Mike Morley	70-73-73-77-293	\$812.50	Cut	George Bellino	76-76-152	\$303.00	Cut	John Bonella	83-87-170	\$303.00
T-42	Andy North	76-71-73-73-293	\$812.50	Cut	Charles Coody	76-76-152	\$303.00	Cut	Bob Kay	83-88-171	\$303.00
T-42	Bill Rogers	72-74-73-74-293	\$812.50	Cut	Bob Duden	74-78-152	\$303.00	Cut	Jerry Jones	88-90-178	\$303.00
T-42	Leonard Thompson	72-76-74-71-293	\$812.50	Cut	Gibby Gilbert	75-77-152	\$303.00	DQ	Rex Caldwell	70-75-145	\$303.00
T-42	DeWitt Weaver	75-69-72-77-293	\$812.50	Cut	Steve Melnyk	73-79-152	\$303.00	DQ	Jerry McGee	70-74-76-220	\$303.00
T-50	Tommy Aycok	74-72-75-73-294	\$512.50	Cut	Arnold Palmer	78-74-152	\$303.00				

1977 For the first time, a major championship was decided in a sudden-death playoff, as Lanny Wadkins made a six-foot par putt on the third extra hole to beat Gene Littler, who led from the first round. Wadkins began the final round six shots behind Littler and was still five behind with nine holes to play, despite two front-nine eagles. Littler bogeyed five of the first six holes on the back nine, allowing Jack Nicklaus to tie him at the 15th hole, with the 27-year-old Wadkins just one shot back. Nicklaus bogeyed the par-3 17th, and Wadkins pulled into a tie with Littler, with his only birdie of the day at the 18th.

Champion: Lanny Wadkins, Dallas, Texas		
Site: Pebble Beach Golf Links, Pebble Beach, Calif.		
Date: Aug. 11-14		Purse: \$250,750
Par: 36-36-72 (6,804 Yards)		
Field: 138	Cut at 151	71 players advanced



	Course Avg	Under Par	At Par	Over Par	Round Leader	Low Round	Lanny Wadkins
Round 1:	76.0	20	8	110	Gene Littler	67 - Gene Littler	69 - T-5
Round 2:	75.6	20	8	107	Gene Littler	68 - Gil Morgan, M. Barber	140 - (71) T-3
Round 3:	73.3	25	6	40	Gene Littler	67 - L. Lott, D. Edwards	212 - (72) T-4
Round 4:	75.3	6	8	57	L. Wadkins, G. Littler	70 - L. Wadkins, B. Kratzert, J. Miller	282 - (70) T-1
Totals:	75.36	71	30	314			

■ Championship Summary

Place	Name	Score	Winnings	Place	Name	Score	Winnings	Place	Name	Score	Winnings
1	Lanny Wadkins	69-71-72-70-282	\$45,000.00	47	Bob E. Smith	76-70-77-75-298	\$650.00	Cut	Bob Zender	76-78-154	\$250.00
2	Gene Littler	67-69-70-76-282	\$25,000.00	T-48	Wally Armstrong	73-74-77-75-299	\$550.00	Cut	Jim Albus	80-75-155	\$250.00
3	Jack Nicklaus	69-71-70-73-283	\$15,000.00	T-48	Dave Hill	73-77-74-75-299	\$550.00	Cut	Tommy Aycock	82-73-155	\$250.00
4	Charles Coody	70-71-70-73-284	\$12,000.00	T-48	Mac McLendon	75-73-76-75-299	\$550.00	Cut	Dave Barber	76-79-155	\$250.00
5	Jerry Pate	73-70-69-73-285	\$10,000.00	T-51	Bruce Devlin	75-73-74-78-300	\$488.10	Cut	Andy Bean	75-80-155	\$250.00
T-6	Al Geiberger	71-70-73-72-286	\$7,300.00	T-51	Bobby Nichols	72-75-78-75-300	\$488.10	Cut	Babe Lichardus	79-76-155	\$250.00
T-6	Lou Graham	71-73-71-71-286	\$7,300.00	T-51	Kermit Zarley	76-75-75-74-300	\$488.10	Cut	Bob Moreland	75-80-155	\$250.00
T-6	Don January	75-69-70-72-286	\$7,300.00	T-54	Bob Duden	74-76-79-72-301	\$488.10	Cut	Gene Samborsky	79-76-155	\$250.00
T-6	Jerry McGee	68-70-77-71-286	\$7,300.00	T-54	Larry Nelson	77-69-79-76-301	\$488.10	Cut	Dennis Coscina	76-80-156	\$250.00
T-6	Tom Watson	68-73-71-74-286	\$7,300.00	T-54	Sam Snead	80-71-71-79-301	\$488.10	Cut	Woody Dame	78-78-156	\$250.00
T-11	Joe Inman Jr.	72-69-73-73-287	\$5,250.00	T-54	Fuzzy Zoeller	70-72-79-80-301	\$488.10	Cut	David Graham	77-79-156	\$250.00
T-11	Johnny Miller	70-74-73-70-287	\$5,250.00	T-58	Julius Boros	73-75-77-77-302	\$488.10	Cut	Tom Nieporte	79-77-156	\$250.00
T-13	Tom Kite	73-73-70-72-288	\$4,350.00	T-58	Bob Gilder	76-74-68-84-302	\$488.10	Cut	Jim Picard	78-78-156	\$250.00
T-13	Lee Trevino	71-73-71-73-288	\$4,350.00	T-58	Graham Marsh	74-74-77-77-302	\$488.10	Cut	John Cook	81-76-157	\$250.00
T-15	George Cadle	69-73-70-77-289	\$3,700.00	T-58	Tom Weiskopf	77-72-74-79-302	\$488.10	Cut	Lionel Hebert	79-78-157	\$250.00
T-15	Bruce Lietzke	74-70-74-71-289	\$3,700.00	T-62	Hubert Green	74-77-76-76-303	\$488.09	Cut	Al Mengert	80-77-157	\$250.00
T-15	Gil Morgan	74-68-70-77-289	\$3,700.00	T-62	John Lister	70-75-80-78-303	\$488.09	Cut	Andy North	78-79-157	\$250.00
T-15	Leonard Thompson	72-73-69-75-289	\$3,700.00	T-62	Bob Payne	73-76-75-79-303	\$488.09	Cut	Chuck Scally	80-77-157	\$250.00
T-19	George Archer	70-73-76-72-291	\$2,700.00	65	Rusty Guernsey	78-72-77-80-307	\$488.09	Cut	Pat Fitzsimons	77-81-158	\$250.00
T-19	George Burns	71-76-70-74-291	\$2,700.00	T-66	Phil Ferranti	75-73-79-81-308	\$488.09	Cut	Gary Koch	77-81-158	\$250.00
T-19	Mark Hayes	68-75-74-74-291	\$2,700.00	T-66	Jim Ferriell	78-71-79-80-308	\$488.09	Cut	Chi Chi Rodriguez	80-78-158	\$250.00
T-19	Arnold Palmer	72-73-73-73-291	\$2,700.00	T-66	Tom Jenkins	78-73-77-80-308	\$488.09	Cut	Jimmy Wright	81-77-158	\$250.00
T-19	John Schroeder	73-76-68-74-291	\$2,700.00	69	Bob Benson	74-75-75-85-309	\$488.09	Cut	Bobby Afton	77-82-159	\$250.00
T-19	J.C. Snead	76-71-72-72-291	\$2,700.00	70	Dow Finsterwald	76-75-84-75-310	\$488.09	Cut	Vince Bizik	77-82-159	\$250.00
T-25	Miller Barber	77-68-69-78-292	\$1,716.66	71	Larry Ringer	77-74-79-85-315	\$488.09	Cut	Jay Hebert	80-79-159	\$250.00
T-25	Grier Jones	72-74-72-74-292	\$1,716.67	Cut	Tommy Aaron	74-78-152	\$250.00	Cut	Alan White	81-78-159	\$250.00
T-25	Bill Kratzert	71-76-75-70-292	\$1,716.67	Cut	Tim Collins	72-80-152	\$250.00	Cut	Jerry Barber	79-81-160	\$250.00
T-25	Lyn Lott	76-75-67-74-292	\$1,716.67	Cut	Jim Dent	76-76-152	\$250.00	Cut	George Bellino	76-84-160	\$250.00
T-25	Bob Murphy	72-72-72-76-292	\$1,716.66	Cut	Dave Eichelberger	81-71-152	\$250.00	Cut	Doug Ford	81-79-160	\$250.00
T-25	Jim Simons	74-74-69-75-292	\$1,716.67	Cut	Ken Folkers	76-76-152	\$250.00	Cut	Bob Galloway	82-78-160	\$250.00
T-31	Billy Casper	73-71-70-79-293	\$1,350.00	Cut	Larry Gilbert	74-78-152	\$250.00	Cut	Larry Startzel	81-79-160	\$250.00
T-31	Lon Hinkle	72-72-74-75-293	\$1,350.00	Cut	Larry Mowry	76-76-152	\$250.00	Cut	Bert Weaver	79-81-160	\$250.00
T-31	Roger Maltbie	70-79-70-74-293	\$1,350.00	Cut	Bill Rogers	77-75-152	\$250.00	Cut	Woody Blackburn	74-87-161	\$250.00
T-31	Gary Player	74-77-68-74-293	\$1,350.00	Cut	Mike Schlueter	73-79-152	\$250.00	Cut	Bob Wynn	81-80-161	\$250.00
T-31	Dave Stockton	75-75-69-74-293	\$1,350.00	Cut	Bill Schumaker	75-77-152	\$250.00	Cut	Charles Sifford	79-85-164	\$250.00
T-36	Danny Edwards	76-74-67-77-294	\$1,125.00	Cut	Dennis Bradley	78-75-153	\$250.00	Cut	Ed Francese	80-85-165	\$250.00
T-36	Rik Massengale	77-73-70-74-294	\$1,125.00	Cut	Lee Elder	75-78-153	\$250.00	Cut	Jay Morelli	86-79-165	\$250.00
T-36	John Schlee	73-73-73-75-294	\$1,125.00	Cut	George Lanning	73-80-153	\$250.00	Cut	Eldridge Miles	88-79-167	\$250.00
T-36	Ed Sneed	74-73-72-75-294	\$1,125.00	Cut	Tom Purtzer	79-74-153	\$250.00	Cut	Bruce Summerhays	83-84-167	\$250.00
T-40	Raymond Floyd	74-72-73-76-295	\$975.00	Cut	Steve Taylor	77-76-153	\$250.00	Cut	Kelly Childs	86-82-168	\$250.00
T-40	Mike McCullough	77-69-72-77-295	\$975.00	Cut	Bobby Walzel	79-74-153	\$250.00	Cut	Tom McGuirk	83-85-168	\$250.00
T-42	Buddy Allin	77-72-75-72-296	\$875.00	Cut	Bryan Abbott	78-76-154	\$250.00	Cut	Dave Oliphant	87-83-170	\$250.00
T-42	Butch Baird	75-74-73-74-296	\$875.00	Cut	Laurie Hammer	76-78-154	\$250.00	Cut	Gary Campbell	94-87-181	\$250.00
T-44	Hale Irwin	74-75-73-75-297	\$750.00	Cut	Jay Horton	78-76-154	\$250.00	DQ	Pat Rea	80	\$250.00
T-44	Steve Melnyk	71-75-74-77-297	\$750.00	Cut	Chuck Keating	82-72-154	\$250.00	WD	Jim Ferrier	84	\$250.00
T-44	Mike Morley	71-74-80-72-297	\$750.00	Cut	David G. Smith	77-77-154	\$250.00	WD	Tony Laporte	87	\$250.00

1976 For the first time in history, rain pushed the final round of a PGA Championship over to Monday. A record 115,450 spectators attended the Championship. Needing a par on the treacherous 18th hole at Congressional to win his second PGA Championship, and avoid a playoff with Don January and Raymond Floyd, Dave Stockton made his 10-foot putt for par. His rounds of 70-72-69-70-281 matched the highest winning total in this classic at the time.


Champion: Dave Stockton, Mentone, Calif.

Site: Congressional CC, Bethesda, Md.

Date: Aug. 12-16 **Purse:** \$250,950

Par: 35-35-70 (7,054 Yards)

Field: 138 **Cut at** 149 **76 players advanced**



	Course Avg	Under Par	At Par	Over Par	Round Leader	Low Round	Dave Stockton
Round 1:	74.8	11	9	118	Tom Weiskopf	65 - Tom Weiskopf	70 - T-12
Round 2:	74.7	11	8	119	Gil Morgan	66 - Dave Hill	142 - (72) T-20
Round 3:	73.4	7	7	62	Charles Coody	67 - Charles Coody	211 - (69) T-5
Round 4:	74.1	1	5	67	Dave Stockton	69 - Jerry Pate	281 - (70) 1st
Totals:	74.44	30	29	366			

Championship Summary

Place	Name	Score	Winnings	Place	Name	Score	Winnings	Place	Name	Score	Winnings
1	Dave Stockton	70-72-69-70-281	\$45,000.00	T-43	Don Padgett	71-71-72-79-293	\$725.00	Cut	Jim Marshall	77-75-152	\$250.00
T-2	Raymond Floyd	72-68-71-71-282	\$20,000.00	T-43	Kermit Zarley	71-73-74-75-293	\$725.00	Cut	Rives McBe	77-75-152	\$250.00
T-2	Don January	70-69-71-72-282	\$20,000.00	T-49	Wally Armstrong	74-75-69-76-294	\$525.00	Cut	Bob Post	76-76-152	\$250.00
T-4	David Graham	70-71-70-72-283	\$9,750.00	T-49	Andy North	72-73-79-70-294	\$525.00	Cut	Larry Gilbert	79-74-153	\$250.00
T-4	Jack Nicklaus	71-69-69-74-283	\$9,750.00	T-51	Miller Barber	79-70-73-73-295	\$450.00	Cut	Gary Koch	74-79-153	\$250.00
T-4	Jerry Pate	69-73-72-69-283	\$9,750.00	T-51	Don Bies	76-71-72-76-295	\$450.00	Cut	Bobby Nichols	74-79-153	\$250.00
T-4	John Schlee	72-71-70-70-283	\$9,750.00	T-51	George Cadle	71-70-77-77-295	\$450.00	Cut	Art Wall	75-78-153	\$250.00
T-8	Charles Coody	68-72-67-77-284	\$6,000.00	T-51	Billy Casper	75-74-72-74-295	\$450.00	Cut	Terry Wilcox	79-74-153	\$250.00
T-8	Ben Crenshaw	71-69-74-70-284	\$6,000.00	T-51	Dennis Tiziani	77-68-75-75-295	\$450.00	Cut	Dennis Coscina	78-76-154	\$250.00
T-8	Jerry McGee	68-72-72-72-284	\$6,000.00	T-51	Bert Weaver	73-70-78-74-295	\$450.00	Cut	Tom Joyce	80-74-154	\$250.00
T-8	Gil Morgan	66-68-75-75-284	\$6,000.00	T-57	Jim Colbert	72-72-75-77-296	\$450.00	Cut	Gary McCord	74-80-154	\$250.00
T-8	Tom Weiskopf	65-74-73-72-284	\$6,000.00	T-57	Ed Sneed	71-76-76-73-296	\$450.00	Cut	Victor Regalado	80-74-154	\$250.00
T-13	Tom Kite	66-72-73-75-286	\$4,350.00	T-57	Tom Ulozas	73-76-74-73-296	\$450.00	Cut	Steve Taylor	76-78-154	\$250.00
T-13	Gary Player	70-69-72-75-286	\$4,350.00	T-60	Gene Borek	73-76-72-76-297	\$450.00	Cut	George Bellino	81-74-155	\$250.00
T-15	Lee Elder	68-74-70-75-287	\$3,400.00	T-60	Jack Kiefer	72-71-75-79-297	\$450.00	Cut	Dick Goetz	79-76-155	\$250.00
T-15	Mark Hayes	69-72-73-73-287	\$3,400.00	T-60	Jim Simons	75-73-72-77-297	\$450.00	Cut	Tommy Jacobs	81-74-155	\$250.00
T-15	Mike Hill	72-70-73-72-287	\$3,400.00	T-60	Jimmy Wright	77-72-72-76-297	\$450.00	Cut	Roger Watson	77-78-155	\$250.00
T-15	Mike Morley	69-72-72-74-287	\$3,400.00	64	Lyn Lott	70-72-76-80-298	\$450.00	Cut	Larry Ziegler	78-77-155	\$250.00
T-15	Arnold Palmer	71-76-68-72-287	\$3,400.00	T-65	Bob Dickson	74-73-77-75-299	\$450.00	Cut	Maurice VerBrugge	81-75-156	\$250.00
T-15	J.C. Snead	74-71-70-72-287	\$3,400.00	T-65	Forrest Fezler	72-75-73-79-299	\$450.00	Cut	Billy Ziobro	77-79-156	\$250.00
T-15	Tom Watson	70-74-70-73-287	\$3,400.00	T-65	Mac McLendon	77-72-76-74-299	\$450.00	Cut	Ed Dougherty	79-78-157	\$250.00
T-22	Lou Graham	74-70-70-74-288	\$2,064.28	68	Labron Harris Jr.	73-73-80-75-301	\$450.00	Cut	Quinton Gray	75-82-157	\$250.00
T-22	Jerry Heard	72-74-69-73-288	\$2,064.29	T-69	Clayton Cole	75-74-78-76-303	\$450.00	Cut	Ken Mast	80-77-157	\$250.00
T-22	Dave Hill	76-66-75-71-288	\$2,064.29	T-69	Bob Gilder	75-74-79-75-303	\$450.00	Cut	David Jimenez	81-77-158	\$250.00
T-22	Joe Inman Jr.	72-69-74-73-288	\$2,064.29	T-71	Don Iverson	73-76-81-75-305	\$450.00	Cut	Pat Schwab	77-81-158	\$250.00
T-22	Gene Littler	71-69-73-75-288	\$2,064.28	T-71	Stan Thirsk	76-71-76-82-305	\$450.00	Cut	Jack Baldwin	83-76-159	\$250.00
T-22	Don Massengale	71-74-73-70-288	\$2,064.29	73	Mal Galletta	74-74-78-81-307	\$450.00	Cut	Jay Hebert	83-76-159	\$250.00
T-22	Leonard Thompson	73-69-72-74-288	\$2,064.28	Cut	Rick Acton	75-75-150	\$250.00	Cut	Tony Morosco	75-86-161	\$250.00
29	Joe Porter	72-71-70-76-289	\$1,550.00	Cut	Butch Baird	71-79-150	\$250.00	Cut	Ron Philo	78-83-161	\$250.00
T-30	Hubert Green	73-70-73-74-290	\$1,425.00	Cut	Rex Baxter	74-76-150	\$250.00	Cut	Bobby Brue	82-80-162	\$250.00
T-30	Grier Jones	71-70-75-74-290	\$1,425.00	Cut	George Burns	78-72-150	\$250.00	Cut	Jerry Barber	80-83-163	\$250.00
T-30	Rik Massengale	71-72-73-74-290	\$1,425.00	Cut	Terry Diehl	78-72-150	\$250.00	Cut	Hank Stukart	81-82-163	\$250.00
T-30	Bob Zender	69-71-73-77-290	\$1,425.00	Cut	Doug Ford	77-73-150	\$250.00	Cut	Gordon Waldespuhl	80-83-163	\$250.00
T-34	Bill Collins	70-70-76-75-291	\$1,225.00	Cut	Al Geiberger	78-72-150	\$250.00	Cut	Bob Benning	80-84-164	\$250.00
T-34	Gibby Gilbert	70-78-72-71-291	\$1,225.00	Cut	Lionel Hebert	77-73-150	\$250.00	Cut	John Frillman	81-83-164	\$250.00
T-34	Hale Irwin	69-73-77-72-291	\$1,225.00	Cut	Bob Murphy	74-76-150	\$250.00	Cut	Dick Hart	85-79-164	\$250.00
T-34	Larry Nelson	75-71-74-71-291	\$1,225.00	Cut	Lee Trevino	70-80-150	\$250.00	Cut	Jim Barber	77-88-165	\$250.00
T-38	Tommy Aaron	72-72-72-76-292	\$1,000.00	Cut	Julius Boros	72-79-151	\$250.00	Cut	David G. Smith	80-85-165	\$250.00
T-38	Bruce Crampton	74-71-75-72-292	\$1,000.00	Cut	Al Chandler	79-72-151	\$250.00	Cut	Rich Bland	81-85-166	\$250.00
T-38	Bruce Lietzke	75-73-68-76-292	\$1,000.00	Cut	Randy Glover	78-73-151	\$250.00	Cut	Gene Bone	85-82-167	\$250.00
T-38	Peter Oosterhuis	75-73-73-71-292	\$1,000.00	Cut	Paul Moran	75-76-151	\$250.00	Cut	Robert Atkins	82-87-169	\$250.00
T-38	Howard Twitty	73-71-74-74-292	\$1,000.00	Cut	Dean Refram	72-79-151	\$250.00	Cut	Jeff Mays	86-86-172	\$250.00
T-43	Pat Fitzsimons	77-71-73-72-293	\$725.00	Cut	Sam Snead	75-76-151	\$250.00	Cut	Ron Castillo	88-87-175	\$250.00
T-43	Rod Funseth	71-75-73-74-293	\$725.00	Cut	Lanny Wadkins	73-78-151	\$250.00	WD	John Mahaffey	76-72-71-219	\$250.00
T-43	John Lister	74-72-73-74-293	\$725.00	Cut	Rod Curl	75-77-152	\$250.00	WD	Buddy Allin	71-71-78-220	\$250.00
T-43	Roger Maltbie	76-72-73-72-293	\$725.00	Cut	Denny Lyons	76-76-152	\$250.00	WD	Chuck Scally	74-73-84-231	\$250.00

1975 Played on one of Jack Nicklaus' favorite courses, Firestone South, Nicklaus ran his string of PGA Championship victories to four, one shy of Walter Hagen's record. With opening rounds of 70 and 68, Nicklaus found himself three shots behind Bruce Crampton, whose second-round 63 was the lowest round ever in the Championship. But on Saturday, Nicklaus shot 67, while Crampton soared to 75 for an eight-shot swing, giving Nicklaus a four-shot lead going into the final round. On the final day, Nicklaus cruised to a 71 for a two-shot victory over runner-up Crampton.

Champion: Jack Nicklaus, North Palm Beach, Fla.

Site: Firestone CC, Akron, Ohio

Date: Aug. 7-10

Purse: \$225,000

Par: 35-35-70 (7,180 Yards)

Field: 136 Cut at 148 71 players advanced



	Course Avg	Under Par	At Par	Over Par	Round Leader	Low Round	Jack Nicklaus
Round 1:	75.1	7	9	120	Mark Hayes	67 - Mark Hayes	70 - T-9
Round 2:	73.6	15	8	110	Bruce Crampton	63 - Bruce Crampton	138 - (68) T-3
Round 3:	73.9	3	7	61	Jack Nicklaus	66 - Gene Littler	205 - (67) 1st
Round 4:	73.3	7	5	59	Jack Nicklaus	65 - Andy North	276 - (71) 1st
Totals:	74.16	32	29	350			

Championship Summary

Place	Name	Score	Winnings	Place	Name	Score	Winnings	Place	Name	Score
1	Jack Nicklaus	70-68-67-71-276	\$45,000.00	47	Mike Morley	70-72-75-76-293	\$585.00	Cut	Babe Lichardus	77-74-151
2	Bruce Crampton	71-63-75-69-278	\$25,700.00	T-48	Tom Jenkins	72-75-73-74-294	\$517.50	Cut	Dave Stockton	77-74-151
3	Tom Weiskopf	70-71-70-68-279	\$16,000.00	T-48	Charles Sifford	74-72-75-73-294	\$517.50	Cut	Ken Towns	75-76-151
4	Andy North	72-74-70-65-281	\$10,500.00	T-50	Jim Dent	70-71-77-77-295	\$433.94	Cut	Don Bies	76-76-152
T-5	Billy Casper	69-72-72-70-283	\$8,662.50	T-50	Bruce Devlin	70-73-75-77-295	\$433.93	Cut	Gary Groh	79-73-152
T-5	Hale Irwin	72-65-73-73-283	\$8,662.50	T-50	Forrest Fezler	75-72-71-77-295	\$433.93	Cut	Gary Head	78-74-152
T-7	Dave Hill	71-71-74-68-284	\$6,917.50	T-50	Art Wall	70-74-74-77-295	\$433.94	Cut	Mac Main	77-75-152
T-7	Gene Littler	76-71-66-71-284	\$6,917.50	T-54	Lou Graham	73-71-74-78-296	\$428.57	Cut	Johnny Miller	78-74-152
9	Tom Watson	70-71-71-73-285	\$6,075.00	T-54	George Johnson	73-74-74-75-296	\$428.57	Cut	Larry Ziegler	78-74-152
T-10	Buddy Allin	73-72-70-71-286	\$4,467.86	T-54	Eddie Pearce	74-73-77-72-296	\$428.57	Cut	Wally Armstrong	81-72-153
T-10	Ben Crenshaw	73-72-71-70-286	\$4,467.86	T-54	Ed Sneed	72-75-74-75-296	\$428.57	Cut	Joe Carr	73-80-153
T-10	Raymond Floyd	70-73-72-71-286	\$4,467.86	T-54	Fred Wampler	69-74-80-73-296	\$428.57	Cut	Howell Fraser	76-77-153
T-10	David Graham	72-70-70-74-286	\$4,467.85	T-54	Jimmy Wright	73-74-76-73-296	\$428.57	Cut	Terry Diehl	77-77-154
T-10	Don January	72-70-71-73-286	\$4,467.85	T-60	Bob Benson	68-77-80-72-297	\$428.57	Cut	Phil Ferranti	80-74-154
T-10	John Schlee	71-68-75-72-286	\$4,467.86	T-60	Victor Regalado	74-69-74-80-297	\$428.57	Cut	Gene Ferrell	80-74-154
T-10	Leonard Thompson	74-69-72-71-286	\$4,467.86	T-60	Lee Trevino	73-72-78-74-297	\$428.57	Cut	Roger Maltbie	76-78-154
T-17	Dale Douglass	74-72-74-67-287	\$2,925.00	T-60	Maurice Verbrugge	72-68-84-73-297	\$428.57	Cut	James Riggins	74-80-154
T-17	Gibby Gilbert	73-70-77-67-287	\$2,925.00	T-60	Roger Watson	73-73-76-75-297	\$428.57	Cut	Ed Famula	76-79-155
T-17	Mike Hill	72-71-70-74-287	\$2,925.00	T-65	Homero Blancas	72-76-78-72-298	\$428.57	Cut	John Lively Jr.	77-78-155
T-17	Steve Melnyk	71-72-74-70-287	\$2,925.00	T-65	Ron Letellier	76-72-75-75-298	\$428.57	Cut	Robert Fry	76-80-156
T-17	Gil Morgan	73-71-71-72-287	\$2,925.00	T-67	Rolf Deming	74-73-83-70-300	\$428.57	Cut	Gary Hopkins	80-76-156
T-22	Ed Dougherty	69-70-72-77-288	\$2,115.00	T-67	Dennis Meyer	72-74-74-80-300	\$428.57	Cut	Randy Glover	79-78-157
T-22	Mark Hayes	67-71-75-75-288	\$2,115.00	69	Paul Moran	79-69-78-76-302	\$428.57	Cut	Larry Mancour	82-75-157
T-22	Chi Chi Rodriguez	73-72-74-69-288	\$2,115.00	T-70	Al Chandler	71-75-78-81-305	\$428.57	Cut	Tom Smack	80-77-157
T-25	Jerry Heard	75-70-70-74-289	\$1,800.00	T-70	Dow Finsterwald	75-73-76-81-305	\$428.57	Cut	Jon Gustin	80-78-158
T-25	Mac McLendon	73-71-70-75-289	\$1,800.00	Cut	Charles Coody	74-75-149		Cut	Odell Massey	79-79-158
T-25	Bob Murphy	75-68-69-77-289	\$1,800.00	Cut	Doug Ford	78-71-149		Cut	Max Anderson	82-77-159
T-28	Jim Colbert	79-66-72-73-290	\$1,531.00	Cut	Bill Garrett	74-75-149		Cut	Larry Gilbert	75-84-159
T-28	Larry Hinson	68-73-72-77-290	\$1,531.00	Cut	Dick Goetz	76-73-149		Cut	Rudy Goff	77-82-159
T-28	John Mahaffey	71-70-75-74-290	\$1,531.00	Cut	Lionel Hebert	76-73-149		Cut	Ed Kroll	83-76-159
T-28	J.C. Sneed	73-67-75-75-290	\$1,531.00	Cut	Joe Inman Jr.	73-76-149		Cut	Jerry Mowlds	77-82-159
T-28	Bob Wynn	69-69-80-72-290	\$1,531.00	Cut	Grier Jones	78-71-149		Cut	Mike Schlueter	77-82-159
T-33	Gay Brewer	74-74-71-72-291	\$1,215.00	Cut	Denny Lyons	80-69-149		Cut	Shelby Futch	78-82-160
T-33	Al Geiberger	70-70-80-71-291	\$1,215.00	Cut	Don Massengale	75-74-149		Cut	David G. Smith	84-76-160
T-33	Tom Kite	77-71-72-71-291	\$1,215.00	Cut	Lloyd Monroe	77-72-149		Cut	Dick Plummer	84-77-161
T-33	Bobby Nichols	72-75-72-72-291	\$1,215.00	Cut	Tom Nieporte	74-75-149		Cut	James Davis	84-79-163
T-33	Arnold Palmer	73-72-73-73-291	\$1,215.00	Cut	Dick Smith	77-72-149		Cut	John Frillman	87-77-164
T-33	Gary Player	72-70-73-76-291	\$1,215.00	Cut	Sam Sneed	75-74-149		Cut	Frank Freer	83-83-166
T-33	Jimmy Powell	73-68-76-74-291	\$1,215.00	Cut	Tommy Aaron	77-73-150		Cut	Bob Placido	81-85-166
T-40	Butch Baird	72-69-74-77-292	\$812.85	Cut	Bob Bratzler	77-73-150		Cut	Norman Rack	87-79-166
T-40	Julius Boros	71-73-78-70-292	\$812.86	Cut	Clayton Cole	73-77-150		Cut	Ron Aleks	89-82-171
T-40	Bobby Cole	71-74-71-76-292	\$812.85	Cut	Rik Massengale	76-74-150		WD	Bob E. Smith	79
T-40	Jerry McGee	73-74-73-72-292	\$812.86	Cut	Jerry Barber	79-72-151		WD	Richie Karl	81
T-40	Peter Oosterhuis	74-72-72-74-292	\$812.86	Cut	Frank Beard	75-76-151		WD	Darrell Hickok	85
T-40	Tom Shaw	75-72-71-74-292	\$812.86	Cut	Pat Filtzsimons	76-75-151				
T-40	Bob Stanton	71-73-74-74-292	\$812.86	Cut	Rod Funseth	78-73-151				

1974 Lee Trevino, brandishing an old putter he found in the attic of his rented home, slogged his way to victory in a week of steady rain. During the third round, Trevino moved in front with a 68 to establish a one-stroke lead over Jack Nicklaus. In the final round, Nicklaus fired a flawless 69, but couldn't overtake Trevino who matched Nicklaus' performance for a one-stroke victory.

Champion: Lee Trevino, El Paso, Texas		
Site: Tanglewood GC, Clemmons, N.C.		
Date: Aug. 8-11		Purse: \$225,000
Par: 35-35-70 (7,050 Yards)		
Field: 141	Cut at 149	78 players advanced



	Course Avg	Under Par	At Par	Over Par	Round Leader	Low Round	Lee Trevino
Round 1:	74.8	9	10	122	H. Green, R. Floyd, J. Schlee	68 - H. Green, R. Floyd, J. Schlee	73 - T-43
Round 2:	74.5	13	3	119	John Schlee	64 - Gary Player	139 - (66) 6th
Round 3:	73.1	6	9	63	Lee Trevino	67 - Dave Hill	207 - (68) 1st
Round 4:	72.7	13	11	54	Lee Trevino	66 - Al Geiberger	276 - (69) 1st
Totals:	74.06	41	31	358			

Championship Summary

Place	Name	Score	Winnings	Place	Name	Score	Winnings	Place	Name	Score
1	Lee Trevino	73-66-68-69-276	\$45,000.00	T-48	Bruce Crampton	75-71-73-73-292	\$495.00	Cut	Jim Seeley	82-70-152
2	Jack Nicklaus	69-69-70-69-277	\$25,700.00	T-48	Lou Graham	77-72-71-72-292	\$495.00	Cut	Ed Sneed	72-80-152
T-3	Bobby Cole	69-68-71-71-279	\$10,956.25	T-48	Jerry Heard	73-76-73-70-292	\$495.00	Cut	Lanny Wadkins	78-74-152
T-3	Hubert Green	68-68-73-70-279	\$10,956.25	T-51	Mason Rudolph	70-72-70-81-293	\$321.43	Cut	Jim Wiechers	72-80-152
T-3	Dave Hill	74-69-67-69-279	\$10,956.25	T-51	Kermit Zarley	70-73-73-77-293	\$321.43	Cut	Rex Baxter	77-76-153
T-3	Sam Snead	69-71-71-68-279	\$10,956.25	T-53	Chuck Courtney	76-73-74-71-294	\$321.43	Cut	Bobby Mitchell	76-77-153
7	Gary Player	73-64-73-70-280	\$7,200.00	T-53	Dwight Nevil	75-72-75-72-294	\$321.43	Cut	Dick Nelson	81-72-153
8	Al Geiberger	70-70-75-66-281	\$6,635.00	T-55	Tommy Aaron	73-67-78-77-295	\$321.43	Cut	Dick Smith	77-76-153
T-9	Don Bies	73-71-68-70-282	\$5,850.00	T-55	Tony Jacklin	73-72-76-74-295	\$321.43	Cut	Alan White	75-78-153
T-9	John Mahaffey	72-72-71-67-282	\$5,850.00	T-55	Richie Karl	72-77-75-71-295	\$321.43	Cut	Joe Dala	77-77-154
T-11	Tommy Aycock	73-68-73-70-284	\$4,275.00	T-55	Jerry McGee	75-73-71-76-295	\$321.43	Cut	Doug Ford	77-77-154
T-11	Frank Beard	73-67-69-75-284	\$4,275.00	T-55	DeWitt Weaver	70-73-76-76-295	\$321.43	Cut	Denny Lyons	78-76-154
T-11	Lee Elder	74-69-72-69-284	\$4,275.00	T-60	Miller Barber	71-70-77-78-296	\$321.43	Cut	Robert Wolfe	73-81-154
T-11	Raymond Floyd	68-72-74-70-284	\$4,275.00	T-60	Tom Nieporte	70-73-76-77-296	\$321.43	Cut	Harvey Hixon	78-77-155
T-11	Mike Hill	76-72-68-68-284	\$4,275.00	T-60	Joe Porter	76-72-75-73-296	\$321.43	Cut	Gary Howlett	79-76-155
T-11	Tom Watson	69-72-73-70-284	\$4,275.00	T-63	Billy Casper	75-73-75-74-297	\$321.43	Cut	Chuck Huckaby	78-77-155
T-17	Gay Brewer	72-72-72-69-285	\$2,925.00	T-63	Ben Crenshaw	75-74-74-74-297	\$321.43	Cut	Dean Lind	76-79-155
T-17	Tom Jenkins	70-73-71-71-285	\$2,925.00	T-63	Bob Galloway	72-77-75-73-297	\$321.43	Cut	Robert Smith	79-76-155
T-17	John Schlee	68-67-75-75-285	\$2,925.00	T-63	Roy Pace	75-71-76-75-297	\$321.43	Cut	Fred Wampler	80-75-155
T-17	Dan Sikes	71-75-71-68-285	\$2,925.00	T-67	Homero Blancas	75-73-80-71-299	\$321.43	Cut	Joe Carr	77-79-156
T-17	Leonard Thompson	69-71-70-75-285	\$2,925.00	T-67	Howell Fraser	71-76-74-78-299	\$321.43	Cut	Dow Finsterwald	76-80-156
T-22	Stan Brion	71-71-74-70-286	\$2,182.50	T-67	Gary Hopkins	72-77-76-74-299	\$321.43	Cut	Jay Hebert	76-80-156
T-22	Bruce Devlin	70-74-70-72-286	\$2,182.50	T-67	Frank Mize	76-72-79-72-299	\$321.43	Cut	Lionel Hebert	78-78-156
T-24	Don Massengale	74-71-70-72-287	\$1,925.00	T-71	Clayton Cole	79-69-76-77-301	\$321.43	Cut	Davis Love Jr.	82-74-156
T-24	J.C. Snead	72-72-75-68-287	\$1,925.00	T-71	Dave Eichelberger	74-74-75-78-301	\$321.43	Cut	George Thomas	82-74-156
T-26	Larry Hinson	74-73-69-72-288	\$1,765.00	T-73	Bob Charles	72-75-77-78-302	\$321.43	Cut	Sam Harvey	77-80-157
T-26	Dave Stockton	71-73-70-74-288	\$1,765.00	T-73	Bert Greene	73-71-80-78-302	\$321.43	Cut	Gene Thompson	81-76-157
T-28	Jim Colbert	70-76-70-73-289	\$1,565.00	T-73	Larry Mancour	75-73-76-78-302	\$321.42	Cut	Rich Bland	81-77-158
T-28	Gene Littler	76-72-70-71-289	\$1,565.00	76	Bob Rosburg	75-72-74-82-303	\$321.42	Cut	Chuck Hart	78-81-159
T-28	Arnold Palmer	72-75-70-72-289	\$1,565.00	77	Allen Miller	71-78-74-83-306	\$321.42	Cut	Darrel Knicely	77-82-159
T-28	Victor Regalado	70-72-77-70-289	\$1,565.00	78	Clare Emery	74-72-80-81-307	\$321.42	Cut	Tom Liljeholm	76-83-159
T-32	Gene Borek	72-76-72-70-290	\$1,260.00	Cut	Ras Allen	77-73-150		Cut	Jerry Barber	80-80-160
T-32	Forrest Fezler	77-68-74-71-290	\$1,260.00	Cut	Bobby Brue	77-73-150		Cut	Glenn Stuart	82-78-160
T-32	Grier Jones	70-74-71-75-290	\$1,260.00	Cut	Randy Glover	75-75-150		Cut	Carroll Armstrong	77-84-161
T-32	Bob Murphy	74-73-71-72-290	\$1,260.00	Cut	Terry Wilcox	74-76-150		Cut	Paul Maguire	79-82-161
T-32	Eddie Pearce	69-72-79-70-290	\$1,260.00	Cut	Jimmy Wright	74-76-150		Cut	Lenny Stroup	79-82-161
T-32	Bert Yancey	75-74-73-68-290	\$1,260.00	Cut	Sam Adams	78-73-151		Cut	Bob Haggerty	85-77-162
T-32	Larry Ziegler	75-72-71-72-290	\$1,260.00	Cut	Jim Logue	74-77-151		Cut	Roland Stafford	79-83-162
T-39	Jim Dent	73-76-73-69-291	\$817.23	Cut	Bob Menne	73-78-151		Cut	Brien Boggess	85-80-165
T-39	Gibby Gilbert	73-73-73-72-291	\$817.22	Cut	Bill Robinson	76-75-151		Cut	Tim Sweborg	81-85-166
T-39	Tom Kile	71-74-73-73-291	\$817.22	Cut	Ralph Baker	78-74-152		Cut	Harold Firstman	85-82-167
T-39	Johnny Miller	71-75-72-73-291	\$817.22	Cut	Al Chandler	77-75-152		WD	Tom Weiskopf	75-75
T-39	Bobby Nichols	72-74-72-73-291	\$817.22	Cut	John Frillman	75-77-152		WD	Bert Weaver	78-78
T-39	Andy North	73-74-73-71-291	\$817.23	Cut	Ken Lindsay	74-78-152		WD	Jerry Steelsmith	79-79
T-39	Chi Chi Rodriguez	71-74-74-72-291	\$817.22	Cut	Rives McBee	78-74-152		WD	Jim Jamieson	81-81
T-39	Bob E. Smith	72-75-72-72-291	\$817.22	Cut	Ray Montgomery	76-76-152		WD	Paul Runyan	84-84
T-39	Charles Volpone	72-75-71-73-291	\$817.22	Cut	John Schroeder	73-79-152		DQ	Art Proctor	77-77

1973 Jack Nicklaus made the 56th PGA Championship a memorable one by making it his 14th major championship, erasing Bobby Jones' record which had stood for 43 years. Nicklaus opened with a 72, which left him tied for 22nd, but a pair of 68s made him the third-round leader. A closing 69 gave Nicklaus a 277 total and a four-shot victory over runner-up Bruce Crampton.

Champion: Jack Nicklaus, North Palm Beach, Fla.

Site: Canterbury GC, Cleveland, Ohio

Date: Aug. 9-12

Purse: \$225,000

Par: 36-35-71 (6,852 Yards)

Field: 148 Cut at 149 75 players advanced



	Course Avg	Under Par	At Par	Over Par	Round Leader	Low Round	Jack Nicklaus
Round 1:	75.5	11	10	127	D. Iverson, A. Geiberger	67 - D. Iverson, A. Geiberger	72 - T-22
Round 2:	74.3	20	13	112	D. Iverson, M. Rudolph	68 - J. Nicklaus, D. Sikes, C. Coody	140 - (68) 3rd
Round 3:	72.7	17	12	46	Jack Nicklaus	67 - D. Lyons, B. Allin	208 - (68) 1st
Round 4:	72.5	21	10	44	Jack Nicklaus	67 - Lee Trevino	277 - (69) 1st
Totals:	74.17	69	45	329			

Championship Summary

Place	Name	Score	Winnings	Place	Name	Score	Winnings	Place	Name	Score
1	Jack Nicklaus	72-68-68-69-277	\$45,000.00	T-51	George Archer	72-71-74-77-294	\$360.00	Cut	Homero Blancas	78-75-153
2	Bruce Crampton	71-73-67-70-281	\$25,700.00	T-51	Deane Beman	72-77-73-72-294	\$360.00	Cut	Gene Borek	76-77-153
T-3	Mason Rudolph	69-70-70-73-282	\$11,908.33	T-51	Grier Jones	75-72-72-75-294	\$360.00	Cut	David Graham	75-78-153
T-3	J.C. Snead	71-74-68-69-282	\$11,908.34	T-51	Bobby Nichols	73-76-72-73-294	\$360.00	Cut	Bill Johnston	76-77-153
T-3	Lanny Wadkins	73-69-71-69-282	\$11,908.33	T-51	Gary Player	73-72-71-78-294	\$360.00	Cut	Dave Philo	78-75-153
T-6	Don Iverson	67-72-70-74-283	\$7,311.66	T-56	Jack Burke Jr.	73-73-76-73-295	\$360.00	Cut	Bob Reith	80-73-153
T-6	Dan Sikes	72-68-72-71-283	\$7,311.67	T-56	Doug Ford	73-76-73-73-295	\$360.00	Cut	DeWitt Weaver	75-78-153
T-6	Tom Weiskopf	70-71-71-71-283	\$7,311.67	T-56	George Knudson	71-77-76-71-295	\$360.00	Cut	Jimmy Wright	74-79-153
T-9	Hale Irwin	76-72-68-68-284	\$5,625.00	T-56	Ken Still	77-72-73-73-295	\$360.00	Cut	Ras Allen	80-74-154
T-9	Sam Snead	71-71-71-71-284	\$5,625.00	T-60	Gene Bone	71-74-76-75-296	\$360.00	Cut	Forrest Fezler	79-75-154
T-9	Kermit Zarley	76-71-68-69-284	\$5,625.00	T-60	Jerry Breaux	77-72-73-74-296	\$360.00	Cut	Dow Finsterwald	79-75-154
T-12	Bobby Brue	70-72-73-70-285	\$3,975.00	T-60	Dwight Nevil	76-70-76-74-296	\$360.00	Cut	Freddie Haas Jr.	75-79-154
T-12	Jim Colbert	72-70-69-74-285	\$3,975.00	T-60	John Schlee	74-71-77-74-296	\$360.00	Cut	Chuck Scally	75-79-154
T-12	Larry Hinson	73-70-71-71-285	\$3,975.00	T-64	Gay Brewer	77-70-73-77-297	\$360.00	Cut	Rafe Botts	82-73-155
T-12	Denny Lyons	73-70-67-75-285	\$3,975.00	T-64	Allen Miller	74-73-77-73-297	\$360.00	Cut	Joe Campbell	78-77-155
T-12	Dave Stockton	72-69-75-69-285	\$3,975.00	T-66	Bob Bruno	76-71-77-74-298	\$360.00	Cut	Sam Carmichael	78-77-155
T-12	Tom Watson	75-70-71-69-285	\$3,975.00	T-66	Jerry Heard	72-75-78-73-298	\$360.00	Cut	Bob Galloway	78-77-155
T-18	Al Geiberger	67-76-74-69-286	\$2,602.50	T-66	Jerry McGee	74-73-72-79-298	\$360.00	Cut	Rives McBee	81-74-155
T-18	Gibby Gilbert	70-70-73-73-286	\$2,602.50	T-66	Bob Rosburg	71-76-73-78-298	\$360.00	Cut	Jerry Fisher	80-76-156
T-18	Bob Goalby	75-70-71-70-286	\$2,602.50	T-66	Jerry Steelsmith	77-72-76-73-298	\$360.00	Cut	Chuck Hart	78-78-156
T-18	Jim Jamieson	71-73-71-71-286	\$2,602.50	T-71	Bob Dickson	69-78-75-78-300	\$360.00	Cut	Charles Houts	79-77-156
T-18	Johnny Miller	72-71-74-69-286	\$2,602.50	T-71	Phil Rodgers	79-69-76-76-300	\$360.00	Cut	Davis Love Jr.	80-77-157
T-18	Lee Trevino	76-70-73-67-286	\$2,602.50	T-73	Michael Joyce	76-73-79-75-303	\$360.00	Cut	Don Massengale	79-78-157
T-24	Miller Barber	73-73-70-71-287	\$1,774.16	T-73	Babe Lichardus	73-72-76-82-303	\$360.00	Cut	Lou Merkle	78-79-157
T-24	Bruce Devlin	73-70-74-70-287	\$1,774.17	75	Mal Galletta	72-77-84-73-306	\$360.00	Cut	Craig Shankland	78-79-157
T-24	Lee Elder	71-76-70-70-287	\$1,774.17	Cut	Al Chandler	73-77-150		Cut	Ken Towns	83-74-157
T-24	Mike Hill	69-73-75-70-287	\$1,774.17	Cut	Gardner Dickinson	74-76-150		Cut	Everett Vinzant	77-80-157
T-24	Chi Chi Rodriguez	72-71-74-70-287	\$1,774.17	Cut	Labron Harris Jr.	76-74-150		Cut	Jerry Barber	82-76-158
T-24	Bert Yancey	74-72-69-72-287	\$1,774.16	Cut	Tommy Jacobs	78-72-150		Cut	Ross Coon	81-77-158
T-30	Don Bies	70-72-71-75-288	\$1,435.00	Cut	Bob Keller	79-71-150		Cut	John Frillman	78-80-158
T-30	Lou Graham	74-71-73-70-288	\$1,435.00	Cut	Gene Littler	77-73-150		Cut	Walker Inman	81-77-158
T-30	John Mahaffey	75-71-72-70-288	\$1,435.00	Cut	Larry Mancour	74-76-150		Cut	David Lee	79-79-158
T-30	Orville Moody	73-74-70-71-288	\$1,435.00	Cut	Odell Massey	75-75-150		Cut	Bill Kennedy	79-80-159
34	Buddy Allin	71-78-67-73-289	\$1,305.00	Cut	Bill Ogden	77-73-150		Cut	Ernie George	81-79-160
T-35	Billy Casper	74-72-72-72-290	\$1,054.45	Cut	Arnold Palmer	76-74-150		Cut	Duff Lawrence	79-81-160
T-35	Charles Coody	75-68-77-70-290	\$1,054.45	Cut	Roland Stafford	76-74-150		Cut	Drew Pierson	80-80-160
T-35	Raymond Floyd	70-73-73-74-290	\$1,054.44	Cut	Charles Volpone	77-73-150		Cut	Bob Ellsworth	81-80-161
T-35	Rod Funseth	73-73-75-69-290	\$1,054.45	Cut	Bert Weaver	74-76-150		Cut	Gordon Leishman	81-81-162
T-35	Dick Hendrickson	73-72-72-73-290	\$1,054.44	Cut	Rex Baxter	75-76-151		Cut	Jim Ferrier	79-84-163
T-35	Bob Murphy	74-73-71-72-290	\$1,054.44	Cut	Julius Boros	77-74-151		Cut	Al Mengert	83-80-163
T-35	Jerry Pottman	73-70-76-71-290	\$1,054.45	Cut	Lionel Hebert	74-77-151		Cut	Bill Miller	81-82-163
T-35	Ed Sneed	73-70-73-74-290	\$1,054.44	Cut	Dave Hill	74-77-151		Cut	Dick Pearce	78-86-164
T-35	Leonard Thompson	72-75-70-73-290	\$1,054.44	Cut	David Jimenez	76-75-151		Cut	Hank Stukart	83-81-164
T-44	Tommy Aaron	73-73-70-75-291	\$710.00	Cut	Steve Melnyk	77-74-151		Cut	Paul Runyan	88-83-171
T-44	Jim Wiechers	75-70-71-75-291	\$710.00	Cut	Jimmy Powell	76-75-151		WD	Chick Harbert	82
T-46	Frank Beard	73-74-70-75-292	\$540.00	Cut	Maurice Verbrugge	78-73-151		WD	Vic Ghezzi	84
T-46	Chuck Courtney	73-71-74-74-292	\$540.00	Cut	Dwaine Knight	79-73-152		WD	Ed Rubis	88
T-46	Babe Hickey	74-73-71-74-292	\$540.00	Cut	Wayne Morris	76-76-152		DQ	Hubert Green	71-72-143
T-46	Tony Jacklin	70-71-76-75-292	\$540.00	Cut	Pat Schwab	76-76-152				
T-46	Dave Marr	76-72-73-71-292	\$540.00	Cut	Larry Ziegler	78-74-152				

1972 It was a “miracle” 9-iron shot from an almost impossible position that brought the Championship to Gary Player for a second time. Player bogeyed the 14th and 15th holes in the final round and seemingly ended his chances when he pushed his tee shot far to the right on the 16th hole. Unable to see the flag, Player lofted the ball over a menacing willow tree and pond to within four feet of the hole. Player birdied the hole and went on to score a two-stroke victory over Tommy Aaron and Jim Jamieson.

Champion: Gary Player, Alaquá, Fla.		
Site: Oakland Hills CC, Bloomfield Hills, Mich.		
Date: Aug. 3-6		Purse: \$224,087
Par: 35-35-70 (7,054 Yards)		
Field: 138	Cut at 150	77 players advanced



	Course Avg	Under Par	At Par	Over Par	Round Leader	Low Round	Gary Player
Round 1:	75.1	7	6	125	Johnny Miller	68 - S. Thirsk, B. Allin	71 - T-14
Round 2:	75.5	4	6	123	Jerry Heard	68 - Lanny Wadkins	142 - (71) T-7
Round 3:	72.8	9	8	60	Gary Player	67 - Gary Player	209 - (67) 1st
Round 4:	75.1	2	4	71	Gary Player	69 - Sam Snead	281 - (72) 1st
Totals:	74.83	22	24	379			

Championship Summary

Place	Name	Score	Winnings	Place	Name	Score	Winnings	Place	Name	Score
1	Gary Player	71-71-67-72-281	\$45,000.00	T-40	Dave Stockton	74-73-74-74-295	\$784.00	Cut	Jim Colbert	75-78-153
T-2	Tommy Aaron	71-71-70-71-283	\$20,850.00	T-48	Dick Crawford	70-78-73-75-296	\$471.00	Cut	George Knudson	79-74-153
T-2	Jim Jamieson	69-72-72-70-283	\$20,850.00	T-48	Babe Hiskey	73-75-72-76-296	\$471.00	Cut	Fred Marti	77-76-153
T-4	Billy Casper	73-70-67-74-284	\$9,275.00	T-48	Jimmy Wright	74-72-75-75-296	\$471.00	Cut	Mac McLendon	75-78-153
T-4	Raymond Floyd	69-71-74-70-284	\$9,275.00	T-51	Rod Funseth	70-74-75-78-297	\$333.00	Cut	Tom Nieporte	76-77-153
T-4	Sam Snead	70-74-71-69-284	\$9,275.00	T-51	Freddie Haas Jr.	74-74-73-76-297	\$333.00	Cut	Gene Borek	78-76-154
T-7	Gay Brewer	71-70-70-74-285	\$6,383.00	T-53	Buddy Allin	68-77-75-78-298	\$333.00	Cut	John Cook	78-76-154
T-7	Jerry Heard	69-70-72-74-285	\$6,383.00	T-53	Frank Beard	80-70-72-76-298	\$333.00	Cut	Dave Eichelberger	77-77-154
T-7	Phil Rodgers	71-72-68-74-285	\$6,383.00	T-53	Grier Jones	72-76-74-76-298	\$333.00	Cut	Doug Ford	78-76-154
T-7	Doug Sanders	72-72-68-73-285	\$6,383.00	T-53	Jimmy Powell	72-74-74-78-298	\$333.00	Cut	John Frillman	85-69-154
T-11	Hale Irwin	71-69-75-71-286	\$4,950.00	T-53	Bob Rosburg	71-79-72-76-298	\$333.00	Cut	Joe Jimenez	75-79-154
T-11	Lee Trevino	73-71-71-71-286	\$4,950.00	T-58	Bob Charles	76-74-77-72-299	\$333.00	Cut	George Johnson	76-78-154
T-13	Jack Nicklaus	72-75-68-72-287	\$4,167.00	T-58	Dow Finsterwald	75-75-72-77-299	\$333.00	Cut	Ross Coon	78-77-155
T-13	Dan Sikes	70-72-72-73-287	\$4,167.00	T-58	Ron Letellier	75-75-70-79-299	\$333.00	Cut	Tommy Jacobs	78-77-155
15	Charles Coody	71-73-70-74-288	\$3,825.00	T-58	Pat Schwab	73-73-77-76-299	\$333.00	Cut	Claude King	75-80-155
T-16	Miller Barber	73-74-72-70-289	\$3,262.00	T-62	Bob Goalby	72-78-79-71-300	\$333.00	Cut	Chick Evans	77-79-156
T-16	Hubert Green	75-71-73-70-289	\$3,262.00	T-62	Bobby Nichols	76-74-70-80-300	\$333.00	Cut	John Weaver	79-77-156
T-16	Arnold Palmer	69-75-72-73-289	\$3,262.00	T-62	Jerry Steelsmith	73-77-75-75-300	\$333.00	Cut	Ken Folkes	79-78-157
T-16	Lanny Wadkins	74-68-72-75-289	\$3,262.00	T-62	Tom Weiskopf	73-72-75-80-300	\$333.00	Cut	Bob Galloway	77-81-158
T-20	Johnny Miller	70-76-70-74-290	\$2,385.00	T-62	Wayne Yates	75-74-76-75-300	\$333.00	Cut	Babe Lichardus	76-82-158
T-20	Bob Shaw	72-72-74-72-290	\$2,385.00	67	Jack Burke Jr.	74-72-76-79-301	\$333.00	Cut	Dick Stranahan	79-79-158
T-20	J.C. Snead	72-72-71-75-290	\$2,385.00	T-68	Rex Baxter	77-73-76-76-302	\$333.00	Cut	Dave Marr	74-85-159
T-20	Larry Wise	74-71-67-78-290	\$2,385.00	T-68	Jim O'Hern	74-76-76-76-302	\$333.00	Cut	Ken Towns	81-78-159
T-24	Bruce Crampton	73-74-68-76-291	\$1,800.00	T-68	Kermit Zarley	75-75-73-79-302	\$333.00	Cut	George Demling	82-78-160
T-24	Lee Elder	73-71-71-76-291	\$1,800.00	71	Chuck Scally	74-76-73-80-303	\$333.00	Cut	Jim Ferrier	81-79-160
T-24	Chi Chi Rodriguez	71-74-73-73-291	\$1,800.00	T-72	Stan Thirsk	68-82-76-80-306	\$333.00	Cut	George Shortridge	79-81-160
T-24	Bob E. Smith	72-69-76-74-291	\$1,800.00	T-72	Gene Torres	79-70-77-80-306	\$333.00	Cut	Steve Gragg	79-82-161
T-24	Art Wall	72-71-75-73-291	\$1,800.00	T-74	Steve Frieberg	74-76-78-79-307	\$333.00	Cut	Walker Inman	80-81-161
T-29	Jerry McGee	73-74-72-73-292	\$1,497.00	T-74	Larry Gilbert	69-81-80-77-307	\$333.00	Cut	Steve Lyles	78-84-162
T-29	Mike Souchak	73-73-71-75-292	\$1,497.00	T-74	Lionel Hebert	72-76-80-79-307	\$333.00	Cut	Larry Mancour	81-81-162
T-29	Jim Wiechers	70-73-69-80-292	\$1,497.00	77	Ralph Johnston	75-74-75-89-313	\$333.00	Cut	Bill Robinson	83-79-162
T-29	Bert Yancey	72-74-71-75-292	\$1,497.00	Cut	Jerry Barber	75-76-151		Cut	Merle Backlund	84-79-163
T-33	Lou Graham	75-75-70-73-293	\$1,305.00	Cut	Al Geiberger	77-74-151		Cut	Jim McCoy	79-84-163
T-33	Larry Hinson	75-74-73-71-293	\$1,305.00	Cut	Labron Harris Jr.	78-73-151		Cut	John Molinda	80-83-163
T-33	DeWitt Weaver	74-74-72-73-293	\$1,305.00	Cut	Bill Ogden	73-78-151		Cut	Ten Denham	83-82-165
T-36	George Archer	73-73-79-69-294	\$1,147.00	Cut	Brad Anderson	78-74-152		Cut	John Kinsey	84-81-165
T-36	Deane Beman	75-72-72-75-294	\$1,147.00	Cut	Bruce Devlin	75-77-152		Cut	Edward Bosse	84-82-166
T-36	Sam Carmichael	76-73-71-74-294	\$1,147.00	Cut	Jim Ferree	78-74-152		Cut	Don Essig	87-79-166
T-36	Mason Rudolph	74-75-71-74-294	\$1,147.00	Cut	Gibby Gilbert	76-76-152		Cut	Denny Shute	91-85-176
T-40	Dale Douglass	74-71-73-77-295	\$784.00	Cut	David Graham	76-76-152		WD	Bob Wynn	76
T-40	Paul Harney	74-71-77-73-295	\$784.00	Cut	Don January	75-77-152		WD	Bobby Mitchell	79
T-40	Mike Hill	73-72-74-76-295	\$784.00	Cut	Bob Lunn	73-79-152		WD	Orville Moody	79
T-40	Denny Lyons	73-73-74-75-295	\$784.00	Cut	George Smith	73-79-152		WD	Gene Sarazen	79
T-40	Bob Murphy	75-70-70-80-295	\$784.00	Cut	Charles Volpone	73-79-152		WD	Tommy Bolt	80
T-40	John Schlee	75-75-69-76-295	\$784.00	Cut	Fred Wampler	76-76-152		WD	Julius Boros	74-75-149
T-40	Ken Still	72-75-72-76-295	\$784.00	Cut	Homero Blancas	72-81-153		DQ	Dave Hill	72-77-149

1971 Jack Nicklaus scored a wire-to-wire victory with a 7-under-par 281 to beat Billy Casper, who birdied the last two holes to slip in front of Tommy Bolt. The victory made Nicklaus the first professional to twice conquer the Grand Slam of Golf – the PGA Championship, U.S. Open, British Open and Masters titles.

Champion: Jack Nicklaus, North Palm Beach, Fla.

Site: PGA National GC, Palm Beach Gardens, Fla.

Date: February 25-28 **Purse:** \$202,440

Par: 36-36-72 (7,096 Yards)

Field: 144 **Cut at:** 149 **81 players advanced**




	Course Avg	Under Par	At Par	Over Par	Round Leader	Low Round	Jack Nicklaus
Round 1:	75.3	16	16	112	Bob Murphy	68 - Bob Murphy	69 - 2nd
Round 2:	74.5	31	13	99	Jack Nicklaus	67 - Gibby Gilbert	138 - (69) 1st
Round 3:	74.1	11	9	61	Jack Nicklaus	68 - Gary Player	208 - (70) 1st
Round 4:	73.6	19	13	48	Jack Nicklaus	68 - Billy Casper	281 - (73) 1st
Totals:	74.57	77	51	320			

Championship Summary

Place	Name	Score	Winnings	Place	Name	Score	Winnings	Place	Name	Score
1	Jack Nicklaus	69-69-70-73-281	\$40,000.00	T-46	Mike Hill	72-72-74-77-295	\$348.00	Cut	Charles Coody	77-75-152
2	Billy Casper	71-73-71-68-283	\$22,800.00	T-46	Bob Murphy	68-78-75-74-295	\$348.00	Cut	John Cook	75-77-152
3	Tommy Bolt	72-74-69-69-284	\$14,200.00	T-46	Bobby Nichols	74-72-74-75-295	\$348.00	Cut	Dale Douglass	78-74-152
T-4	Miller Barber	72-68-75-70-285	\$8,800.00	T-46	Cesar Sanudo	77-72-73-73-295	\$348.00	Cut	Eddie Merrins	74-78-152
T-4	Gary Player	71-73-68-73-285	\$8,800.00	T-46	Dan Sikes	73-73-75-74-295	\$348.00	Cut	Stan Thirk	76-76-152
T-6	Gibby Gilbert	74-67-72-73-286	\$6,500.00	T-46	Larry Ziegler	74-68-76-77-295	\$348.00	Cut	Kermit Zarley	76-76-152
T-6	Dave Hill	74-71-71-70-286	\$6,500.00	T-55	Bill Garrett	74-75-75-72-296	\$258.00	Cut	Tommy Aaron	74-79-153
T-6	Jim Jamieson	72-72-72-70-286	\$6,500.00	T-55	Al Kelley	73-74-74-75-296	\$258.00	Cut	Dow Finsterwald	79-74-153
T-9	Jerry Heard	73-71-72-71-287	\$4,800.00	T-57	Bill Bisdorf	76-73-76-72-297	\$258.00	Cut	Marty Furgol	76-77-153
T-9	Bob Lunn	72-70-73-72-287	\$4,800.00	T-57	Bruce Crampton	72-77-73-75-297	\$258.00	Cut	Jay Hebert	74-79-153
T-9	Fred Marti	72-71-74-70-287	\$4,800.00	T-57	Jacky Cupit	76-71-73-77-297	\$258.00	Cut	Bill Johnston	79-74-153
T-9	Bob Rosburg	74-72-70-71-287	\$4,800.00	T-57	Dick Lotz	76-73-77-71-297	\$258.00	Cut	Johnny Pott	74-79-153
T-13	Frank Beard	74-71-73-70-288	\$3,400.00	T-57	Hugh Royer	78-71-73-75-297	\$258.00	Cut	Dick Crawford	76-78-154
T-13	Bob Charles	70-75-70-73-288	\$3,400.00	T-57	Mason Rudolph	76-72-75-74-297	\$258.00	Cut	John Frillman	78-76-154
T-13	Bruce Devlin	71-71-74-72-288	\$3,400.00	T-63	Joe Campbell	73-76-74-75-298	\$258.00	Cut	Doug Sanders	79-75-154
T-13	Larry Hinson	71-73-73-71-288	\$3,400.00	T-63	Labron Harris Jr.	76-72-74-76-298	\$258.00	Cut	J.C. Snead	76-78-154
T-13	Lee Trevino	71-73-75-69-288	\$3,400.00	T-63	DeWitt Weaver	73-76-77-72-298	\$258.00	Cut	Sam Carmichael	74-81-155
T-18	Herb Hooper	74-71-73-71-289	\$2,700.00	T-66	Corky Dahl	75-69-79-76-299	\$258.00	Cut	Wright Garrett	76-79-155
T-18	Arnold Palmer	75-71-70-73-289	\$2,700.00	T-66	Bob Duden	72-75-79-73-299	\$258.00	Cut	Ernie George	80-75-155
T-20	Johnny Miller	71-76-72-71-290	\$2,300.00	T-66	Chick Evans	74-74-73-78-299	\$258.00	Cut	Dick Smith	78-77-155
T-20	Bob E. Smith	73-70-75-72-290	\$2,300.00	T-66	Chi Chi Rodriguez	73-76-73-77-299	\$258.00	Cut	Jerry Abbott	76-80-156
T-22	Brad Anderson	71-75-75-70-291	\$2,088.00	T-66	Robert Stone	73-75-72-79-299	\$258.00	Cut	Don Bies	77-79-156
T-22	Chuck Courtney	74-71-74-72-291	\$2,088.00	T-71	Pete Brown	76-70-78-76-300	\$258.00	Cut	Mickey Powell	78-78-156
T-22	Hale Irwin	73-72-72-74-291	\$2,088.00	T-71	Bert Greene	76-69-73-82-300	\$258.00	Cut	Brad Schiefelbein	77-79-156
T-22	Jerry McGee	73-74-71-73-291	\$2,088.00	T-71	Larry Mancour	74-71-78-77-300	\$258.00	Cut	Pat Schwab	78-78-156
T-22	John Schroeder	72-74-74-71-291	\$2,088.00	T-71	R.H. Sikes	76-73-77-72-300	\$258.00	Cut	Billy Capps	78-79-157
T-22	Tom Weiskopf	72-70-77-72-291	\$2,088.00	T-75	Manuel de la Torre	74-70-79-79-302	\$258.00	Cut	Doug Ford	77-80-157
T-22	Larry Wood	74-71-72-74-291	\$2,088.00	T-75	Gene Littler	73-71-82-76-302	\$258.00	Cut	Jack Ortman	76-81-157
T-22	Bert Yancey	71-74-70-76-291	\$2,088.00	T-75	Ken Towns	75-74-76-77-302	\$258.00	Cut	Jim Awlrey	79-79-158
T-22	Terry Dill	75-68-75-74-292	\$1,304.00	T-78	Steve Spray	75-73-79-76-303	\$258.00	Cut	Jerry Barber	78-80-158
T-30	Gene Borek	72-70-73-77-292	\$1,304.00	T-78	Ken Still	76-72-77-78-303	\$258.00	Cut	Rex Baxter	82-76-158
T-30	Rod Funseth	72-74-75-71-292	\$1,304.00	80	John Molinda	75-72-79-78-304	\$258.00	Cut	Jim O'Hern	82-76-158
T-30	Al Geilberger	74-69-77-72-292	\$1,304.00	Cut	Jack Burke Jr.	75-75-150		Cut	Gene Ferrell	78-81-159
T-34	George Archer	74-73-74-72-293	\$1,037.00	Cut	Don January	76-74-150		Cut	Jim Ferriell	83-76-159
T-34	Homero Blancas	72-73-74-74-293	\$1,037.00	Cut	Orville Moody	76-74-150		Cut	Bill Kozak	80-79-159
T-34	Julius Boros	71-74-72-76-293	\$1,037.00	Cut	Phil Rodgers	73-77-150		Cut	Jimmy Wright	82-77-159
T-34	Dave Eichelberger	74-74-72-73-293	\$1,037.00	Cut	Tom Shaw	75-75-150		Cut	Gene Sarazen	81-79-160
T-34	Bobby Mitchell	70-73-75-75-293	\$1,037.00	Cut	Art Silvestrone	76-74-150		Cut	Walter Burkemo	83-79-162
T-34	Sam Snead	71-74-74-74-293	\$1,037.00	Cut	Bob Stanton	78-72-150		Cut	Mike Fetchick	81-81-162
T-40	Babe Hickey	75-72-69-78-294	\$693.00	Cut	Bob Bruno	73-78-151		Cut	John Maurycy	86-78-164
T-40	Howie Johnson	77-71-75-71-294	\$693.00	Cut	Pete Cooper	78-73-151		Cut	Jack Webb	81-83-164
T-40	Grier Jones	74-75-73-72-294	\$693.00	Cut	Raymond Floyd	77-74-151		Cut	Al Morley	85-81-166
T-40	Billy Maxwell	75-71-76-72-294	\$693.00	Cut	Chris Gers	79-72-151		Cut	Richard Payne	87-80-167
T-40	John Schlee	72-76-75-71-294	\$693.00	Cut	Lou Graham	78-73-151		Cut	Denny Shute	81-87-168
T-40	Dave Stockton	73-73-75-73-294	\$693.00	Cut	Ray Howell	80-71-151		Cut	Juan Elizondo	83-87-170
T-46	Deane Beman	71-74-75-75-295	\$348.00	Cut	George Knudson	74-77-151		WD	Bill Ogden	85
T-46	Jim Colbert	72-73-76-74-295	\$348.00	Cut	Jimmy Powell	75-76-151		WD	Lionel Hebert	72-70-142
T-46	Bob Goalby	70-74-73-78-295	\$348.00	Cut	Al Chandler	79-73-152		WD	Chandler Harper	73-76-80-229

1970 Dave Stockton, a 28-year-old California native, came out of the pack in the third round to fire a 66 and take a three-stroke lead. In the final round, he held off late charges by Arnold Palmer and Bob Murphy, despite a near disaster at the 13th hole, where he put his second shot in a pond and then lofted a wedge shot to within inches of the hole, to pull out a bogey. He finished two in front of Murphy and Palmer. For Palmer, it was the third time he finished in a second-place tie in this, the only major championship he has never won.

Champion: Dave Stockton, Mentone, Calif.		
Site: Southern Hills CC, Tulsa, Okla.		
Date: Aug. 13-16		Purse: \$200,000
Par: 35-35-70 (6,962 Yards)		
Field: 136	Cut at 150	70 players advanced



	Course Avg	Under Par	At Par	Over Par	Round Leader	Low Round	Dave Stockton
Round 1:	75.4	4	6	126	J. Nicklaus, J. Miller	69 - J. Nicklaus, J. Miller	70 - T-5
Round 2:	75.0	5	9	119	L. Hinson, D. Stockton	68 - G. Player, L. Graham	140 - (70) T-1
Round 3:	73.9	6	3	61	Dave Stockton	65 - Raymond Floyd	206 - (66) 1st
Round 4:	72.9	5	5	56	Dave Stockton	65 - Lee Trevino	279 - (73) 1st
Totals:	74.62	20	23	362			

■ Championship Summary

Place	Name	Score	Winnings	Place	Name	Score	Winnings	Place	Name	Score
1	Dave Stockton	70-70-66-73-279	\$40,000.00	T-45	Larry Ziegler	71-73-79-72-295	\$560.00	Cut	Don Bies	78-76-154
T-2	Bob Murphy	71-73-71-66-281	\$18,500.00	T-48	Bill Collins	72-71-77-76-296	\$420.00	Cut	Jim Colbert	75-79-154
T-2	Arnold Palmer	70-72-69-70-281	\$18,500.00	T-48	Bert Greene	73-73-74-76-296	\$420.00	Cut	Manuel de la Torre	75-79-154
T-4	Larry Hinson	69-71-74-68-282	\$8,800.00	T-48	Phil Rodgers	74-74-76-72-296	\$420.00	Cut	Dow Finsterwald	73-81-154
T-4	Gene Littler	72-71-69-70-282	\$8,800.00	T-48	Hugh Royer	76-74-73-73-296	\$420.00	Cut	Doug Ford	78-76-154
T-6	Bruce Crampton	73-75-68-67-283	\$6,800.00	T-48	Jerry Steelsmith	73-72-78-73-296	\$420.00	Cut	Robert Fry	75-79-154
T-6	Jack Nicklaus	68-76-73-66-283	\$6,800.00	T-48	Robert Stone	73-77-75-71-296	\$420.00	Cut	Grier Jones	80-74-154
T-8	Raymond Floyd	71-73-65-75-284	\$5,650.00		54 Ross Coon	74-73-74-76-297	\$400.00	Cut	Monty Kaser	76-78-154
T-8	Dick Lotz	72-70-75-67-284	\$5,650.00	T-55	Frank Beard	73-73-77-75-298	\$400.00	Cut	Claude King	80-74-154
T-10	Billy Maxwell	72-71-73-69-285	\$4,800.00	T-55	Deane Beman	76-72-74-76-298	\$400.00	Cut	Ken Still	76-78-154
T-10	Mason Rudolph	71-70-73-71-285	\$4,800.00	T-55	Gibby Gilbert	73-74-77-74-298	\$400.00	Cut	Ken Towns	79-75-154
T-12	Don January	73-71-73-69-286	\$3,750.00	T-55	George Knudson	77-73-74-74-298	\$400.00	Cut	Maurice VerBrugge	82-72-154
T-12	Johnny Miller	68-77-70-71-286	\$3,750.00	T-55	Jim O'Hern	75-74-73-76-298	\$400.00	Cut	Willard Wood	79-75-154
T-12	Gary Player	74-68-74-70-286	\$3,750.00	T-55	Jimmy Wright	74-74-76-74-298	\$400.00	Cut	Dick Hendrickson	70-85-155
T-12	Sam Snead	70-75-68-73-286	\$3,750.00	T-61	George Archer	77-71-75-76-299	\$400.00	Cut	Jim Lucius	76-79-155
T-16	Al Geiberger	72-74-71-71-288	\$3,100.00	T-61	Tommy Jacobs	77-70-75-77-299	\$400.00	Cut	John Molinda	75-80-155
T-16	Mike Hill	71-70-74-73-288	\$3,100.00		63 Bob Rosburg	72-75-74-81-302	\$400.00	Cut	Chuck Scally	73-82-155
T-18	Billy Casper	72-70-74-73-289	\$2,500.00		64 Dick Bury	75-74-77-78-304	\$400.00	Cut	George Bellino	80-76-156
T-18	Bruce Devlin	75-70-71-73-289	\$2,500.00	T-65	Tommy Aycock	75-73-82-75-305	\$400.00	Cut	Jon Gustin	76-80-156
T-18	Al Mengert	76-72-70-71-289	\$2,500.00	T-65	Joe Jimenez	75-73-80-77-305	\$400.00	Cut	Billy Parker	78-78-156
T-18	Dan Sikes	74-70-75-70-289	\$2,500.00	T-65	Gordon Jones	75-75-78-77-305	\$400.00	Cut	Bob Reith	83-73-156
T-22	Lou Graham	75-68-74-73-290	\$1,825.00	T-68	Dave Hill	76-74-79-77-306	\$400.00	Cut	Al Besselink	74-83-157
T-22	Bob Stanton	71-74-72-73-290	\$1,825.00	T-68	Bob Hold	76-74-81-75-306	\$400.00	Cut	Don Headings	78-79-157
T-22	Bert Yancey	74-69-75-72-290	\$1,825.00		70 Dick Crawford	74-76-80-79-309	\$400.00	Cut	Cass Jawor	79-78-157
T-22	Kermit Zarley	73-74-73-70-290	\$1,825.00	Cut	Walter Burkemo	76-75-151		Cut	Joel Taylor	76-81-157
T-26	Julius Boros	72-71-72-76-291	\$1,480.00	Cut	Dale Douglass	74-77-151		Cut	Jerry Barrier	81-77-158
T-26	Bob Charles	74-73-72-72-291	\$1,480.00	Cut	Lee Elder	74-77-151		Cut	Tom Shaw	82-76-158
T-26	Terry Dill	72-71-75-73-291	\$1,480.00	Cut	Lionel Hebert	76-75-151		Cut	Buck Adams	83-76-159
T-26	Bobby Nichols	71-76-72-72-291	\$1,480.00	Cut	Fred Marti	75-76-151		Cut	Jerry Barber	80-79-159
T-26	Lee Trevino	72-77-77-65-291	\$1,480.00	Cut	Jimmy Powell	75-76-151		Cut	Bob Ford	83-76-159
T-30	Homero Blancas	70-74-72-76-292	\$1,225.00	Cut	Chi Chi Rodriguez	77-74-151		Cut	Jim McCoy	80-79-159
T-30	Hale Irwin	72-69-76-75-292	\$1,225.00	Cut	Pat Schwab	75-76-151		Cut	Ernie Schneller	80-79-159
T-30	Bob Menne	73-72-75-72-292	\$1,225.00	Cut	R.H. Sikes	74-77-151		Cut	Tom Sanderson	82-79-161
T-30	Jim Wiechers	72-75-73-72-292	\$1,225.00	Cut	Steve Spray	78-73-151		Cut	Denny Shute	85-76-161
T-35	Charles Coody	69-79-73-72-293	\$1,016.67	Cut	Wayne Yates	76-75-151		Cut	Jack Webb	80-81-161
T-35	Rod Funseth	76-70-74-73-293	\$1,016.66	Cut	Gay Brewer	77-75-152		Cut	Arnold Koehler	86-76-162
T-35	Howie Johnson	71-72-76-74-293	\$1,016.66	Cut	Bob Goalby	79-73-152		Cut	Art Silvestrone	83-79-162
T-35	Dave Marr	76-71-74-72-293	\$1,016.67	Cut	Tom Weiskopf	72-80-152		Cut	Dean Adkisson	80-84-164
T-35	Bobby Mitchell	72-76-76-69-293	\$1,016.67	Cut	Chris Blocker	77-76-153		Cut	Gaylord Currie	79-85-164
T-35	Bob E. Smith	77-73-72-71-293	\$1,016.67	Cut	Tony Jacklin	74-79-153		Cut	Chuck Hart	85-79-164
T-41	Jacky Cupit	70-77-75-72-294	\$750.00	Cut	Eldridge Miles	76-77-153		Cut	Merle Backlund	84-81-165
T-41	Bob Lunn	74-69-70-81-294	\$750.00	Cut	Bill Ogden	77-76-153		WD	Vic Ghezzi	79
T-41	Orville Moody	75-72-75-72-294	\$750.00	Cut	Craig Shankland	75-78-153		WD	Pete Brown	82
T-41	Doug Sanders	75-74-71-74-294	\$750.00	Cut	Gene Thompson	74-79-153		WD	Tony Holguin	82
T-45	Tommy Aaron	71-74-75-75-295	\$560.00	Cut	Larry Wise	76-77-153				
T-45	Jack Burke Jr.	74-74-74-73-295	\$560.00	Cut	Miller Barber	81-73-154				

1969 Raymond Floyd survived an outburst of social turbulence focused on Gary Player, and a gritty stretch drive by the South African, to win the 51st PGA Championship by one stroke. Floyd took a one-stroke lead in the second round and extended it to five strokes on Saturday, the same day a group of militant protesters erupted onto the golf course while Player was preparing to putt on the 10th green. Player, however, staged a rally in the final round, carrying him within a stroke of Floyd, after Floyd bogeyed the 13th and 15th holes. Player bogeyed the 16th, while Floyd ran in a 35-foot birdie putt. Player's birdie at the 17th fell short of catching Floyd, who posted a winning 276.

Champion: Raymond Floyd, Miami, Fla.

Site: NCR CC (South Course), Dayton, Ohio

Date: Aug. 14-17 **Purse:** \$175,000

Par: 36-35-71 (6,915 Yards)

Field: 139 **Cut at 149** 79 players advanced



	Course Avg	Under Par	At Par	Over Par	Round Leader	Low Round	Raymond Floyd
Round 1:	74.7	19	5	114	69 - R. Floyd, B. Lunn, T. Shaw, L. Ziegler, L. Mowry, C. Coody, J. Pott, B. Henry, A. Geiberger	69 -	T-1
Round 2:	73.8	22	12	103	Raymond Floyd	64 - Don Bies	135 - (66) 1st
Round 3:	72.0	23	14	42	Raymond Floyd	64 - Miller Barber	202 - (67) 1st
Round 4:	72.8	16	14	49	Raymond Floyd	66 - Gay Brewer	276 - (74) 1st
Totals:	73.62	80	45	308			

Championship Summary

Place	Name	Score	Winnings	Place	Name	Score	Winnings	Place	Name	Score
1	Raymond Floyd	69-66-67-74-276	\$35,000.00	T-48	Bobby Brue	73-71-74-74-292	\$289.25	Cut	Chuck Courtney	73-78-151
2	Gary Player	71-65-71-70-277	\$20,000.00	T-48	Dale Douglass	73-76-72-71-292	\$289.26	Cut	Joe Jimenez	76-75-151
3	Bert Greene	71-68-68-71-278	\$12,400.00	T-48	Gene Littler	73-76-71-72-292	\$289.26	Cut	Eddie Langert	75-76-151
4	Jimmy Wright	71-68-69-71-279	\$8,300.00	T-48	Dick Lotz	75-73-69-75-292	\$289.25	Cut	Dick Rhyan	74-77-151
T-5	Miller Barber	73-75-64-68-280	\$6,725.00	T-48	Dave Marr	78-68-71-75-292	\$289.25	Cut	Doug Sanders	72-79-151
T-5	Larry Ziegler	69-71-70-70-280	\$6,725.00	T-48	Bobby Mitchell	73-71-75-73-292	\$289.25	Cut	George Bellino	79-73-152
T-7	Charles Coody	69-71-72-69-281	\$5,143.33	T-48	Phil Rodgers	70-72-75-75-292	\$289.25	Cut	Gene Borek	75-77-152
T-7	Orville Moody	70-68-71-72-281	\$5,143.33	T-48	Lee Trevino	73-71-72-76-292	\$289.25	Cut	Jerry Mowlds	75-77-152
T-7	Terry Wilcox	72-71-72-66-281	\$5,143.34	T-48	Dudley Wyson	72-76-73-71-292	\$289.26	Cut	Earl Stewart	76-76-152
10	Frank Beard	70-75-68-69-282	\$4,375.00	T-57	Tommy Aaron	70-72-79-72-293	\$241.38	Cut	Rocky Thompson	77-75-152
T-11	Don Bies	74-64-71-74-283	\$3,543.75	T-57	Jacky Cupit	70-73-75-75-293	\$241.38	Cut	Bert Yancey	76-76-152
T-11	Bunky Henry	69-68-70-76-283	\$3,543.75	T-59	Howell Fraser	72-76-71-75-294	\$241.38	Cut	Jim Ferrier	74-79-153
T-11	Larry Mowry	69-71-69-74-283	\$3,543.75	T-59	Pat Schwab	75-72-73-74-294	\$241.38	Cut	Marty Fleckman	75-78-153
T-11	Jack Nicklaus	70-68-74-71-283	\$3,543.75	T-59	Mike Souchak	75-73-74-72-294	\$241.38	Cut	Doug Ford	79-74-153
T-15	Bruce Crampton	70-70-72-72-284	\$2,712.50	T-59	Kermit Zarley	75-74-69-76-294	\$241.38	Cut	Jimmy Powell	77-76-153
T-15	Dave Hill	74-75-67-68-284	\$2,712.50	T-63	Dick Crawford	73-72-75-76-296	\$241.38	Cut	Ken Still	78-75-153
T-15	Don January	75-70-70-69-284	\$2,712.50	T-63	Jay Hebert	75-74-73-74-296	\$241.38	Cut	Carroll Armstrong	79-75-154
T-15	Chi Chi Rodriguez	72-72-71-69-284	\$2,712.50	T-63	Davis Love Jr.	73-71-76-76-296	\$241.38	Cut	Bob Goalby	76-78-154
T-19	Howie Johnson	73-68-72-72-285	\$2,137.50	T-63	Billy Maxwell	76-73-75-72-296	\$241.38	Cut	George McKeown	77-77-154
T-19	Johnny Pott	69-75-71-70-285	\$2,137.50	T-63	Bob Murphy	74-71-75-76-296	\$241.38	Cut	Mason Rudolph	74-80-154
T-21	Ron Cerrudo	74-66-70-76-286	\$1,718.75	T-63	Sam Snead	75-72-71-78-296	\$241.38	Cut	Glenn Stuart	78-76-154
T-21	Bobby Cole	72-74-71-69-286	\$1,718.75	T-69	George Archer	75-74-71-77-297	\$241.38	Cut	Joe Cardenas	76-79-155
T-21	Bob Lunn	69-74-73-70-286	\$1,718.75	T-69	Jack Burke Jr.	74-75-74-74-297	\$241.38	Cut	Jim O'Hern	81-74-155
T-21	Tom Shaw	69-75-73-69-286	\$1,718.75	T-69	Stan Dudas	76-70-76-75-297	\$241.38	Cut	Hampton Auld	78-78-156
T-25	Julius Boros	72-74-70-71-287	\$1,300.00	T-69	Jack McGowan	76-73-72-76-297	\$241.38	Cut	Bill Flynn	77-79-156
T-25	Gay Brewer	74-71-76-66-287	\$1,300.00	T-73	Ed Kroll	72-70-79-77-298	\$241.38	Cut	Robert Fry	74-82-156
T-25	Bob Dickson	74-72-70-71-287	\$1,300.00	T-73	Bob Stanton	77-72-73-76-298	\$241.38	Cut	Herman Scharlau	78-78-156
T-25	Tony Jacklin	73-70-73-71-287	\$1,300.00	T-76	John Cook	77-69-73-80-299	\$241.38	Cut	Ernie Vossler	79-77-156
T-25	George Knudson	70-75-67-75-287	\$1,300.00	T-76	Dow Finsterwald	75-73-75-76-299	\$241.37	Cut	Charles Malchaski	78-79-157
T-25	Fred Marti	73-70-71-73-287	\$1,300.00	T-76	Jim Turnesa	74-74-77-74-299	\$241.38	Cut	Paul Scodeller	83-74-157
T-25	Dan Sikes	71-74-69-73-287	\$1,300.00	79	Eddie Merrins	75-70-77-80-302	\$241.37	Cut	George Shortridge	79-78-157
T-32	Butch Baird	71-71-75-71-288	\$1,055.00	Cut	Tommy Bolt	74-76-150		Cut	Gary Lockie	82-76-158
T-32	Bruce Devlin	70-78-69-71-288	\$1,055.00	Cut	Frank Boynton	75-75-150		Cut	Dan Murphy	79-79-158
T-32	Al Mengert	74-72-72-70-288	\$1,055.00	Cut	Manuel de la Torre	77-73-150		Cut	Jimmy Bellizzi	79-80-159
T-35	Billy Casper	72-74-70-73-289	\$890.00	Cut	Lee Elder	77-73-150		Cut	Mike Podolski	80-79-159
T-35	Bob Charles	75-73-72-69-289	\$890.00	Cut	Lou Graham	76-74-150		Cut	Doug MacDonald	84-76-160
T-35	Al Geiberger	69-72-77-71-289	\$890.00	Cut	Lionel Hebert	76-74-150		Cut	Charles Sifford	82-78-160
T-35	Mac McLendon	73-68-75-73-289	\$890.00	Cut	Mike Krak	74-76-150		Cut	Stan Staszowski	86-74-160
T-35	Steve Reid	72-75-71-71-289	\$890.00	Cut	Dean Refram	72-78-150		Cut	Merle Backlund	83-78-161
T-35	Dave Stockton	75-67-71-76-289	\$890.00	Cut	Bob Rosburg	72-78-150		Cut	Alan White	86-76-162
T-41	Pete Brown	77-72-70-71-290	\$686.67	Cut	Bob E. Smith	76-74-150		Cut	Denny Shute	85-80-165
T-41	Gardner Dickinson	72-70-72-76-290	\$686.67	Cut	Roland Stafford	76-74-150		Cut	Rick Jetter	80-87-167
T-41	Dick Hart	73-73-72-72-290	\$686.67	Cut	Art Wall	78-72-150		WD	Arnold Palmer	82
T-44	Harold Henning	74-73-70-74-291	\$512.50	Cut	Fred Wampler	77-73-150		WD	Jim Colbert	74-73-147
T-44	Larry Hinson	75-74-70-72-291	\$512.50	Cut	Jerry Barber	75-76-151		DQ	Jim Rudolph	
T-44	Bobby Nichols	74-71-75-71-291	\$512.50	Cut	Johnny Bulla	73-78-151				
T-44	Tom Weiskopf	70-76-70-75-291	\$512.50							

1968 Julius Boros survived the wilting midsummer Texas heat and the treacherous 18th hole at Pecan Valley Country Club to snatch the 50th PGA Championship from Arnold Palmer and Bob Charles. Palmer, frustrated again in his quest for a PGA Championship title, made a magnificent par at the final hole for a 282, after watching several good birdie putts slide past the cup in the closing round. But Boros pitched a long chip within two feet of the pin for a par, becoming, at the age of 48, the oldest winner in PGA Championship history.

Champion: Julius Boros, Fort Lauderdale, Fla.

Site: Pecan Valley CC, San Antonio, Texas

Date: July 18-21

Purse: \$150,000

Par: 35-35-70 (7,096 Yards)

Field: 165 Cut at 149 76 players advanced



	Course Avg	Under Par	At Par	Over Par	Round Leader	Low Round	Julius Boros
Round 1:	75.7	5	7	153	Marty Fleckman	66 - Marty Fleckman	71 - T-13
Round 2:	75.3	4	10	146	M. Fleckman, F. Beard	67 - Doug Sanders	142 - (71) T-9
Round 3:	73.6	4	11	59	M. Fleckman, F. Beard	68 - D. Stockton, K. Zarley, D. Rhyon	212 - (70) T-3
Round 4:	73.2	5	10	59	Julius Boros	68 - Charles Coody	281 - (69) 1st
Totals:	74.88	18	38	417			

Championship Summary

Place	Name	Score	Winnings	Place	Name	Score	Winnings	Place	Name	Score
1	Julius Boros	71-71-70-69-281	\$25,000.00	T-54	Don Whitt	75-71-74-77-297	\$415.00	Cut	Larry Fryer	80-74-154
T-2	Bob Charles	72-70-70-70-282	\$12,500.00	T-57	Laurie Hammer	70-78-78-72-298	\$395.00	Cut	Jay Hebert	74-80-154
T-2	Arnold Palmer	71-69-72-70-282	\$12,500.00	T-57	Bobby Nichols	75-72-76-75-298	\$395.00	Cut	Paul Kelly	73-81-154
T-4	George Archer	71-69-74-69-283	\$7,500.00	T-59	Ross Coon	72-76-76-75-299	\$369.00	Cut	Babe Lichardus	73-81-154
T-4	Marty Fleckman	66-72-72-73-283	\$7,500.00	T-59	Bob Hamilton	78-71-74-76-299	\$369.00	Cut	Hugh Royer	75-79-154
T-6	Frank Beard	68-70-72-74-284	\$5,750.00	T-59	Bobby Mitchell	74-75-72-78-299	\$369.00	Cut	George Shortridge	76-78-154
T-6	Billy Casper	74-70-70-70-284	\$5,750.00	T-59	Horace Moore	72-76-77-74-299	\$369.00	Cut	Tal Smith	78-76-154
T-8	Miller Barber	70-70-72-73-285	\$3,405.55	T-59	Charles Sifford	73-74-77-75-299	\$369.00	Cut	Lou Warobick	74-80-154
T-8	Frank Boynton	70-73-72-70-285	\$3,405.56	T-64	Bob Benning	76-71-79-74-300	\$365.00	Cut	Rex Baxter	76-79-155
T-8	Charles Coody	70-77-70-68-285	\$3,405.56	T-64	Bill Collins	76-73-74-77-300	\$365.00	Cut	Johnny Bulla	75-80-155
T-8	Al Geiberger	70-73-71-71-285	\$3,405.56	T-64	Pat Rea	76-73-76-75-300	\$365.00	Cut	Joe Conrad	80-75-155
T-8	Bob Goalby	73-72-70-70-285	\$3,405.56	T-67	Joe Cardenas	73-74-80-75-302	\$365.00	Cut	Ronald Mattson	79-76-155
T-8	Lou Graham	73-70-70-72-285	\$3,405.55	T-67	Bob Crowley	77-71-77-77-302	\$365.00	Cut	Charles Volpone	79-76-155
T-8	Doug Sanders	72-67-73-73-285	\$3,405.55	69	Jim Picard	77-70-77-79-303	\$365.00	Cut	Jay White	79-76-155
T-8	Dan Sikes	70-72-73-70-285	\$3,405.56	T-70	Gene Mitchell	75-70-82-79-306	\$365.00	Cut	George Bayer	79-77-156
T-8	Kermit Zarley	72-75-68-70-285	\$3,405.55	T-70	Robert Schoener	79-70-79-78-306	\$365.00	Cut	Jim Ferrier	80-76-156
T-17	Dave Hill	72-74-69-71-286	\$2,050.00	T-70	Gene Webb	76-73-79-78-306	\$365.00	Cut	Bill Giese	82-74-156
T-17	Mason Rudolph	69-75-70-72-286	\$2,050.00	T-73	Manuel de la Torre	73-76-80-78-307	\$365.00	Cut	Scotty McBeath	76-80-156
T-17	Dave Stockton	75-71-68-72-286	\$2,050.00	T-73	Larry Ziegler	75-73-76-83-307	\$365.00	Cut	Eddie Merrins	75-81-156
T-20	Gay Brewer	71-72-72-72-287	\$1,700.00	Cut	Bob Below	74-76-150		Cut	Dick Plummer	76-80-156
T-20	Al Mengert	71-73-70-73-287	\$1,700.00	Cut	Robert Keith	75-75-150		Cut	Jim Turnesa	78-78-156
T-20	Dick Rhyon	72-72-68-75-287	\$1,700.00	Cut	Jack Nicklaus	71-79-150		Cut	Sam Urzetta	77-79-156
T-23	Bruce Crampton	71-75-70-72-288	\$1,400.00	Cut	Bob Rosburg	75-75-150		Cut	Frank Wharton	77-79-156
T-23	Lee Trevino	69-71-72-76-288	\$1,400.00	Cut	Ernie Schnitzer	75-75-150		Cut	Jerry Belt	82-75-157
T-23	Bert Yancey	75-71-70-72-288	\$1,400.00	Cut	Mike Souchak	76-74-150		Cut	Don Headings	81-76-157
T-26	Tommy Aaron	73-73-73-70-289	\$1,062.50	Cut	Stan Thirk	77-73-150		Cut	Dan Murphy	79-78-157
T-26	Don Bies	69-73-74-73-289	\$1,062.50	Cut	Fred Wampler	74-76-150		Cut	Craig Shankland	78-79-157
T-26	Dick Crawford	71-75-73-70-289	\$1,062.50	Cut	Jerry Abbott	76-75-151		Cut	Bob Clark	76-82-158
T-26	Steve Reid	73-73-71-72-289	\$1,062.50	Cut	Herry Barber	77-74-151		Cut	John Dalrymple	79-79-158
T-30	Gardner Dickinson	74-69-76-71-290	\$862.50	Cut	James Barber	76-75-151		Cut	Wes Ellis Jr.	81-77-158
T-30	Lionel Hebert	75-71-70-74-290	\$862.50	Cut	John Felus	74-77-151		Cut	Emil Scodeller	81-77-158
T-30	Gene Littler	73-74-74-69-290	\$862.50	Cut	Don Massengale	75-76-151		Cut	Tom Weiskopf	77-82-159
T-30	Bob Lunn	72-75-72-71-290	\$862.50	Cut	Ed Moehling	75-76-151		Cut	Don Collett	78-82-160
T-34	Johnny Pott	70-70-75-76-291	\$775.00	Cut	Jimmy Powell	76-75-151		Cut	Ed Lockie	77-83-160
T-34	Sam Snead	75-71-72-73-291	\$775.00	Cut	Art Proctor	76-75-151		Cut	Dick Merritt	81-79-160
T-34	Terry Wilcox	74-73-71-73-291	\$775.00	Cut	R.H. Sikes	76-75-151		Cut	Werner Teichmann	80-80-160
T-37	Mac Hunter	71-72-73-76-292	\$686.25	Cut	Glenn Stuart	72-79-151		Cut	Bill Grygiel	78-83-161
T-37	John Lively	74-74-72-72-292	\$686.25	Cut	Walter Burkemo	74-78-152		Cut	Dennis O'Leary	86-75-161
T-37	Jerry Pittman	74-71-74-73-292	\$686.25	Cut	Jerry Edwards	72-80-152		Cut	Bob Kruse	79-83-162
T-37	Bill Sporre	73-73-76-70-292	\$686.25	Cut	Bob Hill	80-72-152		Cut	Gary Loustalot	82-80-162
T-41	Tim Debaufre	72-75-73-73-293	\$586.25	Cut	Tom Liljeholm	76-76-152		Cut	Robert Nichols	84-78-162
T-41	Raymond Floyd	79-70-73-71-293	\$586.25	Cut	Sonny Ridenhour	78-74-152		Cut	Fred Nonnenberg	77-85-162
T-41	Earl Jacobson	73-74-74-72-293	\$586.25	Cut	Bob Ross	77-75-152		Cut	Merle Backlund	81-82-163
T-41	Tom Shaw	76-71-77-69-293	\$586.25	Cut	Dick Stranahan	80-72-152		Cut	Bill Majure	81-83-164
T-45	Harold Henning	73-74-76-71-294	\$535.00	Cut	Bill Bisdorf	73-80-153		Cut	Ray Ziats	86-78-164
T-45	Robert Stone	74-72-72-76-294	\$535.00	Cut	Ken Burnette	77-76-153		Cut	Warren MacCarty	86-79-165
T-45	Larry Wise	75-71-74-74-294	\$535.00	Cut	Billy Farrell	76-77-153		Cut	Tom Deaton	83-85-168
T-48	Al Chandler	72-74-77-72-295	\$483.33	Cut	J.C. Goosie	76-77-153		Cut	Al Stein	82-86-168
T-48	Dow Finsterwald	71-75-75-74-295	\$483.34	Cut	Dave Marr	77-76-153		Cut	John Frillman	85-85-170
T-48	Ken Venturi	74-71-75-75-295	\$483.34	Cut	Jim O'Hern	79-74-153		Cut	Paul Kern	86-84-170
T-51	Tommy Aycock	73-74-71-78-296	\$445.00	Cut	Paul Runyan	79-74-153		WD	Freddie Haas Jr.	77
T-51	Sam Carmichael	73-73-78-72-296	\$445.00	Cut	Dick Turner	77-76-153		WD	Jouett Brown	79
T-51	Don January	78-71-75-72-296	\$445.00	Cut	Dudley Wysong	77-76-153		WD	Bob Galloway	80
T-54	Jim Mooney	75-74-73-75-297	\$415.00	Cut	Paul Bondeson	79-75-154		WD	George Keyes	82
T-54	Stan Mosel	76-73-77-71-297	\$415.00	Cut	Doug Ford	77-77-154		WD	Claude King	83

1967 For the second time in the 10-year history of the PGA Championship contested at stroke play, the winner was decided in a playoff. Played in the thin, mile-high Colorado atmosphere, two lowland neighbors from Texas, Don January and Don Massengale, adapted nicely to the rarefied air to come down to the wire deadlocked at 281. Even though January had lost the 1961 PGA Championship in a playoff, he proved the steadier of the two in an 18-hole playoff, with a 3-under-par 69 to Massengale's 71.

Champion: Don January, Dallas, Texas		
Site: Columbine CC, Denver, Colo.		
Date: July 20-24		Purse: \$148,200
Par: 36-36-72 (7,436 Yards)		
Field: 143	Cut at 151	73 players advanced



	Course Avg	Under Par	At Par	Over Par	Round Leader	Low Round	Don January
Round 1:	75.3	18	11	113	Dave Hill	66 - Dave Hill	71 - T-13
Round 2:	75.9	18	7	115	Tommy Aaron	65 - Tommy Aaron	143 - (72) T-7
Round 3:	73.4	25	6	42	Dan Sikes	67 - Bobby Nichols	213 - (70) T-5
Round 4:	72.9	22	9	42	Massengale, January	66 - Don Massengale	281 - (68) T-1
Totals:	74.81	83	33	312			

■ Championship Summary

Place	Name	Score	Winnings	Place	Name	Score	Winnings	Place	Name	Score
1	Don January	71-72-70-68-281	\$25,000.00	T-44	D.M. McBeath	74-72-75-75-296	\$501.43	Cut	Monte Bradley	79-75-154
2	Don Massengale	70-75-70-66-281	\$15,000.00	T-44	Robert Stone	74-74-75-73-296	\$501.43	Cut	Rudy Goff	78-76-154
T-3	Jack Nicklaus	67-75-69-71-282	\$9,000.00	T-51	Freddie Haas Jr.	74-72-79-72-297	\$430.00	Cut	Herman Keiser	81-73-154
T-3	Dan Sikes	69-70-70-73-282	\$9,000.00	T-51	Skee Riegel	76-75-74-72-297	\$430.00	Cut	Frank Keller	78-76-154
T-5	Julius Boros	69-76-70-68-283	\$6,500.00	T-51	Bob Toski	72-76-71-78-297	\$430.00	Cut	Odell Trueblood	76-78-154
T-5	Al Geiberger	73-71-69-70-283	\$6,500.00	T-51	Jimmy Wright	73-74-77-73-297	\$430.00	Cut	Ken Yount	76-78-154
T-7	Frank Beard	71-74-70-70-285	\$4,750.00	T-55	George Archer	74-76-75-73-298	\$389.00	Cut	Jerry Barber	75-80-155
T-7	Don Bies	69-70-76-70-285	\$4,750.00	T-55	Paul Harney	75-75-74-74-298	\$389.00	Cut	Bob Ford	75-80-155
T-7	Bob Goalby	70-74-68-73-285	\$4,750.00	T-55	Davis Love Jr.	69-79-76-74-298	\$389.00	Cut	Ed Kroll	78-77-155
T-7	Gene Littler	73-72-71-69-285	\$4,750.00	T-55	Bobby Mitchell	76-74-70-78-298	\$389.00	Cut	Stan Mosel	77-78-155
T-11	Billy Farrell	75-72-69-70-286	\$3,200.00	T-55	James Stamps	77-74-73-74-298	\$389.00	Cut	Bob Wynn	77-78-155
T-11	Dave Hill	66-73-74-73-286	\$3,200.00	T-60	Dow Finsterwald	74-75-74-76-299	\$300.00	Cut	Andy Borkovich	73-83-156
T-11	Ken Venturi	73-74-71-68-286	\$3,200.00	T-60	Dick Hart	73-75-75-76-299	\$300.00	Cut	Walter Burkemo	81-75-156
T-14	Sam Carmichael	75-71-69-72-287	\$2,360.00	T-60	Mac Hunter	72-75-71-81-299	\$300.00	Cut	George Keyes	79-77-156
T-14	Lionel Hebert	75-71-70-71-287	\$2,360.00	63	Johnny Bulla	78-73-76-73-300	\$300.00	Cut	Edward Bosse	78-79-157
T-14	Bobby Nichols	75-75-67-70-287	\$2,360.00	T-64	Clare Emery	73-76-79-73-301	\$300.00	Cut	Ernie George	81-76-157
T-14	Arnold Palmer	70-71-72-74-287	\$2,360.00	T-64	Jim Ferrier	74-75-75-77-301	\$300.00	Cut	Clayton Johnson	78-79-157
T-14	R.H. Sikes	72-71-71-73-287	\$2,360.00	T-64	Pat Schwab	75-76-75-75-301	\$300.00	Cut	Gifford Nutbrown	81-76-157
19	Billy Casper	75-70-75-68-288	\$1,900.00	T-67	Gene Bone	72-74-78-78-302	\$300.00	Cut	Bob Popp	82-75-157
T-20	Tommy Aaron	70-65-76-78-289	\$1,600.00	T-67	Chick Harbert	73-76-77-76-302	\$300.00	Cut	Glenn Stuart	77-80-157
T-20	Bill Bisdorf	72-71-77-69-289	\$1,600.00	T-67	Tommy Jacobs	74-74-76-78-302	\$300.00	Cut	J.D. Taylor	77-80-157
T-20	Dick Crawford	76-73-73-67-289	\$1,600.00	70	Robert Erickson	76-75-80-72-303	\$300.00	Cut	George Bellino	77-81-158
T-20	Raymond Floyd	74-69-74-72-289	\$1,600.00	71	Roland Stafford	74-76-78-76-304	\$300.00	Cut	Bobby Brue	79-79-158
T-20	Mike Souchak	70-73-70-76-289	\$1,600.00	72	Richard Bassett	70-80-86-69-305	\$300.00	Cut	Craig Shankland	78-80-158
25	Wes Ellis Jr.	76-71-71-73-290	\$1,300.00	73	Glenn Teal	77-74-77-80-308	\$300.00	Cut	Joe Cardenas	80-79-159
T-26	Bruce Crampton	71-77-74-69-291	\$1,150.00	Cut	Michael Ballo	76-76-152		Cut	Don Klein	78-81-159
T-26	Earl Stewart	77-70-72-72-291	\$1,150.00	Cut	Elhannon Collins	74-78-152		Cut	Ron Reitz	71-88-159
T-28	Gay Brewer	75-74-71-72-292	\$900.00	Cut	Doug Ford	78-74-152		Cut	Bill Sporre	81-78-159
T-28	Gardner Dickinson	75-72-69-76-292	\$900.00	Cut	Jay Hebert	77-75-152		Cut	Pat Rielly	78-82-160
T-28	Phil Rodgers	71-76-72-73-292	\$900.00	Cut	Darrell Hickok	72-80-152		Cut	James Riggins	78-82-160
T-28	Mason Rudolph	72-73-73-74-292	\$900.00	Cut	Joe Moresco	75-77-152		Cut	Dick Bull	77-84-161
T-28	Doug Sanders	72-71-76-73-292	\$900.00	Cut	Johnny Pott	77-75-152		Cut	Jimmie Gauntt	78-83-161
T-33	Dave Marr	75-72-71-75-293	\$750.00	Cut	Alex Redmond	77-75-152		Cut	Bob Hill	82-79-161
T-33	Tom Nieporte	73-73-73-74-293	\$750.00	Cut	Bob Ross	73-79-152		Cut	George Schneider	80-81-161
T-33	Jerry Pittman	72-78-69-74-293	\$750.00	Cut	Al Besselink	74-79-153		Cut	Larry Crawford	81-81-162
T-33	Ernie Vossler	72-74-73-74-293	\$750.00	Cut	Steve Bull	74-79-153		Cut	Tony Novitsky	79-83-162
T-33	Dudley Wyson	73-70-76-74-293	\$750.00	Cut	Bob Duden	77-76-153		Cut	Ed Whalley	85-78-163
T-38	Bill Martindale	73-76-74-71-294	\$632.50	Cut	John Felus	72-81-153		Cut	Dick Stranahan	81-83-164
T-38	Ken Still	73-74-76-71-294	\$632.50	Cut	Bob Goetz	75-78-153		Cut	Ernest Fortner	83-82-165
T-38	Fred Wampler	73-75-74-72-294	\$632.50	Cut	Don Kubiak	73-80-153		Cut	Hap Malla	81-84-165
T-38	Bob Zimmerman	76-74-76-68-294	\$632.50	Cut	Duke Matthews	75-78-153		Cut	Terry Lally	86-84-170
T-42	Frank Boynton	71-76-73-75-295	\$572.50	Cut	Eddie Merrins	76-77-153		Cut	Stan Mack	86-85-171
T-42	Jack Burke Jr.	73-78-71-73-295	\$572.50	Cut	Horace Moore	80-73-153		WD	Jacky Cupit	74
T-44	John Berry	76-70-78-72-296	\$501.43	Cut	Jim Petersen	76-77-153		WD	Dick Marshall	77
T-44	Pete Cooper	77-70-78-71-296	\$501.43	Cut	Dick Rhyan	76-77-153		WD	Bert Yancey	74-76-150
T-44	Dale Douglass	74-73-72-77-296	\$501.42	Cut	Walter Romans	76-77-153		WD	Bruce Devlin	80-71-151
T-44	Babe Lichardus	75-75-71-75-296	\$501.43	Cut	Bob Rosburg	79-74-153		DQ	Chandler Harper	
T-44	Larry Mancour	75-76-72-73-296	\$501.43	Cut	John Ruedi	75-78-153				

1966 The 1966 Championship was a triumph for Al Geiberger. Munching peanut butter sandwiches for stamina, the California native shared the first-round lead with Sam Snead. The lead bounced back and forth, but when Snead fired closing rounds of 75 and 73, Geiberger won with four strokes to spare over Dudley Wysong, whose third-round 66 was the best of the Championship.

Champion: Al Geiberger, Solvang, Calif.

Site: Firestone CC, Akron, Ohio

Date: July 21-24 **Purse:** \$149,360

Par: 35-35-70 (7,180 Yards)

Field: 162 **Cut at 151** 76 players advanced



	Course Avg	Under Par	At Par	Over Par	Round Leader	Low Round	Al Geiberger
Round 1:	76.4	5	1	156	A. Geiberger	68 - A. Geiberger	68 - T-1
Round 2:	75.7	0	5	148	Sam Snead	70 - G. Player, J. Riggins, D. Finsterwald, E. Vossler, B. Farrell	140 - (72) T-2
Round 3:	74.0	6	5	65	Al Geiberger	66 - D. Wysong	208 - (68) 1st
Round 4:	73.6	5	4	66	Al Geiberger	68 - R. Floyd, A. Palmer	280 - (72) 1st
Totals:	75.36	16	15	435			

Championship Summary

Place	Name	Score	Winnings	Place	Name	Score	Winnings	Place	Name	Score
1	Al Geiberger	68-72-68-72-280	\$25,000.00	T-49	Bob Shave	78-72-77-71-298	\$436.12	Cut	Jim Lucius	79-76-155
2	Dudley Wysong	74-72-66-72-284	\$15,000.00	T-49	Bert Yancey	74-75-77-72-298	\$436.11	Cut	Sam Reynolds	83-72-155
T-3	Billy Casper	73-73-70-70-286	\$8,333.34	T-58	Art Wall	73-73-78-75-299	\$340.00	Cut	Warner Tyree	79-76-155
T-3	Gene Littler	75-71-71-69-286	\$8,333.33	T-58	Al Chandler	76-73-71-79-299	\$340.00	Cut	Dick Cline	79-77-156
T-3	Gary Player	73-70-70-73-286	\$8,333.33	T-58	Robert Erickson	79-71-74-75-299	\$340.00	Cut	Bob Harrison	81-75-156
T-6	Julius Boros	69-72-75-71-287	\$5,000.00	T-58	Ed Griffiths	73-72-73-81-299	\$340.00	Cut	Dan Keefe	79-77-156
T-6	Jacky Cupit	70-73-73-71-287	\$5,000.00	T-58	Bob McCallister	74-76-73-76-299	\$340.00	Cut	Monte Norcross	80-76-156
T-6	Arnold Palmer	75-73-71-68-287	\$5,000.00	T-58	Bo Wininger	76-75-75-73-299	\$340.00	Cut	Bill Ogden	79-77-156
T-6	Doug Sanders	69-74-73-71-287	\$5,000.00		63 Joe Conrad	77-74-76-73-300	\$300.00	Cut	Billy Parker	78-78-156
T-6	Sam Snead	68-71-75-73-287	\$5,000.00	T-64	Ernie Ball	77-74-78-72-301	\$300.00	Cut	George Bellino	81-76-157
11	Frank Beard	73-72-69-74-288	\$3,500.00	T-64	Lionel Hebert	75-74-75-77-301	\$300.00	Cut	Stan Dudas	77-80-157
T-12	Dow Finsterwald	74-70-73-72-289	\$2,933.33	T-66	Jack Burke Jr.	75-76-79-72-302	\$300.00	Cut	Rudy Goff	79-78-157
T-12	Jay Hebert	75-73-70-71-289	\$2,933.34	T-66	Ed Kroll	75-75-74-78-302	\$300.00	Cut	Paul Haviland	78-79-157
T-12	Don January	69-71-73-76-289	\$2,933.33	T-66	Horace Moore	74-74-76-78-302	\$300.00	Cut	Clayton Johnson	81-76-157
T-15	Paul Harney	74-73-71-72-290	\$2,350.00	T-66	Ed Rubis	76-72-77-77-302	\$300.00	Cut	Charles Rotar	84-73-157
T-15	Bill Martindale	73-75-70-72-290	\$2,350.00	T-70	Bob Verwey	76-75-78-74-303	\$300.00	Cut	Denny Shute	77-80-157
T-15	Ken Venturi	74-75-69-72-290	\$2,350.00	T-70	Wayne Yates	73-76-79-75-303	\$300.00	Cut	Bob Kay	81-77-158
T-18	Gardner Dickinson	74-72-73-72-291	\$1,862.50	T-72	Larry Beck	71-79-78-76-304	\$300.00	Cut	Harold Kneeece	82-76-158
T-18	Raymond Floyd	74-75-74-68-291	\$1,862.50	T-72	Tom Weiskopf	75-73-80-76-304	\$300.00	Cut	Bud Williamson	78-80-158
T-18	Dave Marr	75-75-68-73-291	\$1,862.50		74 Bill Blanton	78-72-80-76-306	\$300.00	Cut	Bob Ford	79-80-159
T-18	Ernie Vossler	77-70-75-69-291	\$1,862.50		75 James Riggins	76-70-82-79-307	\$300.00	Cut	Ed Kynch	83-76-159
T-22	Tommy Aaron	71-72-75-74-292	\$1,400.00	Cut	Gene Bone	74-78-152		Cut	Al Morley	78-81-159
T-22	Frank Boynton	73-74-73-72-292	\$1,400.00	Cut	Jouett Brown	79-73-152		Cut	Bobby Nichols	81-78-159
T-22	Billy Farrell	73-70-71-78-292	\$1,400.00	Cut	Johnny Bulla	73-79-152		Cut	Skee Riegel	80-79-159
T-22	Jack Nicklaus	75-71-75-71-292	\$1,400.00	Cut	J.C. Goosie	76-76-152		Cut	Chuck Scally	79-80-159
T-22	Mason Rudolph	74-73-76-69-292	\$1,400.00	Cut	Chick Harbert	75-77-152		Cut	Glenn Stuart	80-79-159
27	Gay Brewer	73-73-76-71-293	\$1,100.00	Cut	Dick Hart	75-77-152		Cut	Alphonso Atkins	77-83-160
T-28	Butch Baird	73-74-73-74-294	\$900.00	Cut	Bob Hill	74-78-152		Cut	George Bruno	82-78-160
T-28	Bruce Devlin	76-71-71-76-294	\$900.00	Cut	Babe Hiskey	74-78-152		Cut	Joe Cardenas	81-79-160
T-28	Ron Howell	76-71-75-72-294	\$900.00	Cut	Tommy Jacobs	75-77-152		Cut	Tony Novitsky	80-80-160
T-28	Don Massengale	74-72-75-73-294	\$900.00	Cut	Tom Malone	78-74-152		Cut	Joe Zakarian	80-81-161
T-28	Dan Sikes	72-76-74-72-294	\$900.00	Cut	Kel Nagle	75-77-152		Cut	Brien Charter	77-85-162
T-28	R.H. Sikes	75-72-73-74-294	\$900.00	Cut	Dean Refram	76-76-152		Cut	Ernest Fortner	85-77-162
T-34	Miller Barber	76-71-72-76-295	\$775.00	Cut	Phil Rodgers	76-76-152		Cut	Bob Hold	82-80-162
T-34	Buster Cupit	75-76-74-70-295	\$775.00	Cut	Jack Rule	74-78-152		Cut	John Dalrymple	82-81-163
T-34	Tony Lema	78-71-72-74-295	\$775.00	Cut	Bob Spence	74-78-152		Cut	William Slaskewicz	82-82-164
T-37	Bill Bisdorf	76-72-76-72-296	\$659.17	Cut	Dick Whetzel	75-77-152		Cut	Bob Watson	87-77-164
T-37	Gene Borek	75-76-75-70-296	\$659.17	Cut	Walter Burkemo	74-79-153		Cut	Arthur Harris	84-81-165
T-37	Chick Evans	73-75-74-74-296	\$659.17	Cut	Corky Dahl	74-79-153		Cut	Sam Urzetta	81-84-165
T-37	Freddie Haas Jr.	78-73-75-70-296	\$659.17	Cut	Tont Evans	78-75-153		Cut	Ron Demao	82-84-166
T-37	Babe Lichardus	72-75-73-76-296	\$659.16	Cut	Doug Ford	76-77-153		Cut	Harold Paddock	84-84-168
T-37	Stan Thirsk	74-77-70-75-296	\$659.16	Cut	Robert Fry	78-75-153		Cut	Merle Backlund	85-84-169
T-37	Manuel de la Torre	75-72-77-73-297	\$542.50	Cut	Jerry Pittman	77-76-153		Cut	Arnold Haneke	82-89-171
T-43	Bruce Crampton	74-73-74-76-297	\$542.50	Cut	Mike Souchak	79-74-153		WD	Vic Ghezzi	74
T-43	Rod Funseth	73-74-74-76-297	\$542.50	Cut	Jim Turnesa	80-73-153		WD	Johnny Pott	74
T-43	Walker Inman	71-76-76-74-297	\$542.50	Cut	Bernie Haas	78-76-154		WD	James Clark	76
T-43	George Knudson	72-74-77-74-297	\$542.50	Cut	Gordon Jones	81-73-154		WD	Billy Capps	77
T-43	Bob Rosburg	73-76-69-79-297	\$542.50	Cut	Mac Main	75-79-154		WD	Dale Andreason	78
T-49	Jim Ferrier	71-79-76-72-298	\$436.11	Cut	Ronnie Reif	77-77-154		WD	Randy Glover	78
T-49	Jack Fleck	71-74-78-75-298	\$436.11	Cut	Melvin Rowe	79-75-154		WD	Bob Duden	80
T-49	Ed Furgol	74-77-71-76-298	\$436.11	Cut	Joe Brown	74-81-155		WD	Bob Hamilton	80
T-49	Bob Goalby	76-73-73-76-298	\$436.11	Cut	Steve Bull	79-76-155		WD	David G. Smith	80
T-49	Bob Keller	72-76-72-78-298	\$436.11	Cut	Fred Gronauer	78-77-155		WD	Jerry Barber	73-78-84-235
T-49	Larry Laoretti	73-77-72-76-298	\$436.11	Cut	Bud Holscher	78-77-155				
T-49	Al Mengert	72-77-76-73-298	\$436.11	Cut	Charles Leider	80-75-155				

1965 Dave Marr, 31, started the final round in a first-place tie with Tommy Aaron. With Aaron fading with a 40 on the front nine, Billy Casper and Jack Nicklaus were threatening. Going into the last hole, Marr hooked his drive into a trap. He played his second shot short of a lake that lies in front of the green and hit a 9-iron three feet from the cup. He made the putt for a two-stroke win over Casper and Nicklaus.

Champion: Dave Marr, Houston, Texas

Site: Laurel Valley GC, Ligonier, Pa.

Date: Aug. 12-15

Purse: \$149,700

Par: 36-35-71 (7,090 Yards)

Field: 165 Cut at 150 77 players advanced



	Course Avg	Under Par	At Par	Over Par	Round Leader	Low Round	Dave Marr
Round 1:	75.8	12	6	147	Tommy Aaron	66 - Tommy Aaron	70 - T-8
Round 2:	76.3	9	9	145	Tommy Aaron	68 - Rob McCallister	139 - (69) T-2
Round 3:	74.0	10	6	61	T. Aaron, D. Marr	69 - R. Funseth, G. Dickinson	209 - (70) T-1
Round 4:	74.2	10	7	59	Dave Marr	66 - Bo Wininger	280 - (71) 1st
Totals:	75.46	41	28	412			

Championship Summary

Place	Name	Score	Winnings	Place	Name	Score	Winnings	Place	Name	Score
1	Dave Marr	70-69-70-71-280	\$25,000.00	T-54	Bobby Nichols	74-75-77-74-300	\$402.50	Cut	Robert Shields	77-78-155
T-2	Billy Casper	70-70-71-71-282	\$12,500.00	T-54	Tom Nieporte	75-74-83-68-300	\$402.50	Cut	Bert Weaver	77-78-155
T-2	Jack Nicklaus	69-70-72-71-282	\$12,500.00	T-54	Fred Wampler	74-74-76-76-300	\$402.50	Cut	Johnny Allen	80-76-156
4	Bo Wininger	73-72-72-66-283	\$8,000.00	60	Jim Ferree	75-75-77-74-301	\$370.00	Cut	Merle Backlund	74-82-156
5	Gardner Dickinson	67-74-69-74-284	\$7,000.00	T-61	George Archer	74-74-78-76-302	\$300.00	Cut	Andy Borkovich	76-80-156
T-6	Bruce Devlin	68-75-72-70-285	\$5,750.00	T-61	Tony Lema	71-76-75-80-302	\$300.00	Cut	Steve Bull	79-77-156
T-6	Sam Snead	68-75-70-72-285	\$5,750.00	T-63	Dow Finsterwald	73-78-77-75-303	\$300.00	Cut	Ted Gwin	79-77-156
T-8	Tommy Aaron	66-71-72-78-287	\$4,040.00	T-63	Ed Griffiths	73-75-75-80-303	\$300.00	Cut	Rick Jetter	78-78-156
T-8	Jack Burke Jr.	75-71-72-69-287	\$4,040.00	T-63	Ted Kroll	73-75-77-78-303	\$300.00	Cut	Ed Kroll	77-79-156
T-8	Jacky Cupit	72-76-70-69-287	\$4,040.00	T-63	Dick Marshall	74-73-84-72-303	\$300.00	Cut	Tom Malone	77-79-156
T-8	Rod Funseth	75-72-69-71-287	\$4,040.00	T-63	T.R. Sleichter	77-71-78-77-303	\$300.00	Cut	Dick Mayer	78-78-156
T-8	Bob McCallister	76-68-70-73-287	\$4,040.00	T-68	Mike Fetchick	76-74-75-79-304	\$300.00	Cut	Henry Picard	75-81-156
T-13	Wes Ellis Jr.	73-76-70-69-288	\$2,800.00	T-68	Bob Goalby	75-74-77-78-304	\$300.00	Cut	Dick Plummer	78-78-156
T-13	R.H. Sikes	71-71-71-75-288	\$2,800.00	T-68	Jon Gustlin	73-77-78-76-304	\$300.00	Cut	Dick Rhyan	79-77-156
T-15	Ben Hogan	72-75-70-72-289	\$2,425.00	T-71	Huston Leclair	77-74-75-79-305	\$300.00	Cut	Bob Watson	83-73-156
T-15	Mike Souchak	70-72-77-70-289	\$2,425.00	T-71	Chi Chi Rodriguez	72-77-77-79-305	\$300.00	Cut	John Dalrymple	76-81-157
T-17	Julius Boros	75-72-73-70-290	\$2,125.00	T-73	Mike Krak	71-80-76-79-306	\$300.00	Cut	Gifford Nutbrown	79-78-157
T-17	Raymond Floyd	68-73-72-77-290	\$2,125.00	T-73	Roland Stafford	76-74-74-82-306	\$300.00	Cut	Mike Pavella	76-81-157
19	Al Geiberger	74-71-71-75-291	\$1,900.00	75	Hubby Habjan	78-71-75-83-307	\$300.00	Cut	Bob Rosburg	78-79-157
T-20	Bruce Crampton	77-74-70-71-292	\$1,450.00	76	Larry Bartosek	75-75-80-80-310	\$300.00	Cut	Charles Rotar	76-81-157
T-20	Jack Fleck	76-71-72-73-292	\$1,450.00	Cut	Bill Bisdorf	75-77-152		Cut	Glenn Stuart	75-82-157
T-20	Doug Ford	73-70-77-72-292	\$1,450.00	Cut	Tom Blaskovich	79-73-152		Cut	Frank Kiraly	76-82-158
T-20	Gordon Jones	72-76-71-73-292	\$1,450.00	Cut	Frank Boynton	76-76-152		Cut	Charles Lepre	81-77-158
T-20	George Knudson	75-69-73-75-292	\$1,450.00	Cut	Charles Coody	75-77-152		Cut	Scotty McBeath	77-81-158
T-20	Kel Nagle	74-75-71-72-292	\$1,450.00	Cut	Jim Ferrier	79-73-152		Cut	Bob Popp	78-80-158
T-20	Mason Rudolph	67-76-75-74-292	\$1,450.00	Cut	Chick Harbert	76-76-152		Cut	John Barnum	84-75-159
T-20	Doug Sanders	71-73-74-74-292	\$1,450.00	Cut	Bud Holscher	77-75-152		Cut	Bob Gry	80-79-159
T-28	Don Bies	71-71-75-76-293	\$915.00	Cut	Tommy Jacobs	76-76-152		Cut	Dennis Bradley	78-82-160
T-28	Gay Brewer	76-70-73-75-293	\$915.00	Cut	Arnold Koehler	76-76-152		Cut	Frank Harned	83-77-160
T-28	Paul Kelly	76-71-75-71-293	\$915.00	Cut	Bob Reith	80-72-152		Cut	Darrell Hickok	78-82-160
T-28	Gene Littler	78-70-70-75-293	\$915.00	Cut	Jim Turnesa	74-78-152		Cut	Ed Knych	78-82-160
T-28	Johnny Pott	76-70-74-73-293	\$915.00	Cut	Dick Whetzle	73-79-152		Cut	Ernest Fortner	81-80-161
T-33	Manuel de la Torre	72-73-74-75-294	\$737.50	Cut	Jerry Barber	76-77-153		Cut	Buzz Garvin	79-82-161
T-33	Ed Furgol	73-74-72-75-294	\$737.50	Cut	Joe Campbell	77-76-153		Cut	Jim Mooney	81-80-161
T-33	Paul Harney	74-74-72-74-294	\$737.50	Cut	Pete Cooper	75-78-153		Cut	Al Morley	76-85-161
T-33	Al Mengert	75-76-75-68-294	\$737.50	Cut	Chris Gers	78-75-153		Cut	Alex Sinclair	83-78-161
T-33	Arnold Palmer	72-75-74-73-294	\$737.50	Cut	Bob Hill	77-76-153		Cut	Pat Abbott	78-84-162
T-33	Gary Player	74-72-74-74-294	\$737.50	Cut	Jack Isaacs	79-74-153		Cut	Bob Hamrich	84-78-162
T-33	Dave Ragan	73-73-78-70-294	\$737.50	Cut	Sam Penecale	74-79-153		Cut	Frank Keller	86-76-162
T-33	Charles Sifford	73-75-71-75-294	\$737.50	Cut	Sam Reynolds	76-77-153		Cut	Art Doering	76-87-163
T-41	Walter Burkemo	72-77-73-73-295	\$602.50	Cut	Robert Schoener	77-76-153		Cut	Denny Shute	82-81-163
T-41	Bob Charles	75-75-73-72-295	\$602.50	Cut	Wynsol Spencer	70-83-153		Cut	Walter All	80-84-164
T-43	Dale Douglass	72-76-74-74-296	\$572.50	Cut	James Stamps	78-75-153		Cut	Edward Bosse	81-83-164
T-43	Billy Maxwell	71-75-74-76-296	\$572.50	Cut	Stan Thirk	74-79-153		Cut	Ray Graboski	77-87-164
T-45	Frank Beard	74-74-72-77-297	\$527.50	Cut	Stan Baluik	78-76-154		Cut	Jim O'Hern	83-81-164
T-45	Billy Farrell	76-75-75-71-297	\$527.50	Cut	Leo Biagetti	77-77-154		Cut	Eddie Tyree	84-80-164
T-45	Dick Hart	72-77-72-76-297	\$527.50	Cut	Bill Deck	76-78-154		Cut	Darwin Whit	76-88-164
T-45	Dan Sikes	74-75-73-75-297	\$527.50	Cut	Walker Inman	75-79-154		Cut	Corky Dahl	87-80-167
T-49	Vic Ghezzi	73-77-74-74-298	\$466.67	Cut	Howie Johnson	76-78-154		Cut	Roy Faber	84-83-167
T-49	Lionel Hebert	73-73-76-76-298	\$466.67	Cut	Jack McGowan	75-79-154		Cut	Russell Tuveson	84-83-167
T-49	Vince Sullivan	72-73-79-74-298	\$466.67	Cut	Ed Rubis	74-80-154		WD	Paul Runyan	84
T-52	Chuck Courtney	70-76-76-77-299	\$440.00	Cut	Bob Spence	76-78-154		WD	Mike Baker	85
T-52	Steve Reid	76-75-73-75-299	\$440.00	Cut	Ron Bakich	80-75-155		DQ	Miller Barber	73-73-219
T-54	Billy Capps	77-74-75-74-300	\$402.50	Cut	Buster Cupit	75-80-155				
T-54	Bob Crowley	78-72-74-76-300	\$402.50	Cut	Edward Kuna	79-76-155				
T-54	Jay Hebert	72-73-78-77-300	\$402.50	Cut	Jerry Pittman	76-79-155				

1964 With an opening round of 64, Bobby Nichols, a 28-year-old Kentuckian, never looked back as he held the lead every round to win the PGA Championship. His 271 stood as the lowest 72-hole total in PGA Championship history until 1994.

Champion: Bobby Nichols, Corona, Calif.			
Site: Columbus CC, Columbus, Ohio			
Date: July 16-19		Purse: \$100,000	
Par: 34-36-70 (6,851 Yards)		Field: 162	
36 Hole cut at 150		91 players advanced	
54 Hole cut at 221		65 players advanced	



	Course Avg	Under Par	At Par	Over Par	Round Leader	Low Round	Bobby Nichols
Round 1:	74.6	13	8	141	Bobby Nichols	64 - Bobby Nichols	64 - 1st
Round 2:	75.2	8	2	150	Bobby Nichols	65 - Ken Venturi	135 - (71) 1st
Round 3:	73.3	7	5	79	Bobby Nichols	68 - M. Rudolph, B. Hogan, T. Nieporte, G. Dickinson, C. Harbert	204 - (69) 1st
Round 4:	71.5	13	8	44	Bobby Nichols	64 - Jack Nicklaus	271 - (67) 1st
Totals:	74.15	41	23	414			

Championship Summary

Place	Name	Score	Winnings	Place	Name	Score	Winnings	Place	Name	Score
1	Bobby Nichols	64-71-69-67-271	\$18,000.00	T-52	Don Spears	73-71-76-72-292	\$318.75	Cut	Joe Lopez Jr.	76-77-153
T-2	Jack Nicklaus	67-73-70-64-274	\$9,000.00	T-56	Bruce Crampton	72-74-74-73-293	\$270.00	Cut	Frank Stranahan	78-75-153
T-2	Arnold Palmer	68-68-69-69-274	\$9,000.00	T-56	Jim Ferrier	73-72-76-72-293	\$270.00	Cut	Joe Cheves	78-76-154
4	Mason Rudolph	73-66-68-69-276	\$5,000.00	T-56	Furman Hayes	74-72-74-73-293	\$270.00	Cut	Harold Paddock	77-77-154
T-5	Tom Nieporte	68-71-68-72-279	\$3,850.00	T-56	Huston Laclair	73-74-72-74-293	\$270.00	Cut	Mike Pavella	76-78-154
T-5	Ken Venturi	72-65-73-69-279	\$3,850.00	T-56	Bob Rosburg	72-75-71-75-293	\$270.00	Cut	Bob Popp	73-81-154
7	Bo Wininger	69-68-73-70-280	\$3,200.00	61	Bill Ogden	73-76-71-74-294	\$240.00	Cut	Tom Fonseca Jr.	75-80-155
8	Gay Brewer	72-71-71-67-281	\$2,900.00	T-62	Jim Browning	71-72-77-75-295	\$220.00	Cut	Jim Hart	75-80-155
T-9	Billy Casper	68-72-70-72-282	\$2,300.00	T-62	Jimmy Johnson	71-74-72-78-295	\$220.00	Cut	Tom Marlowe	80-75-155
T-9	Jon Gustin	69-76-71-66-282	\$2,300.00	T-62	Jim Turnesa	76-72-73-74-295	\$220.00	Cut	Jimmy Scott	79-76-155
T-9	Ben Hogan	70-72-68-72-282	\$2,300.00	65	Dave Marr	72-73-74-77-296	\$200.00	Cut	Harry Umbinetti	74-81-155
T-9	Tony Lema	71-68-72-71-282	\$2,300.00	Cut	John Berry	73-76-73-222		Cut	Larry Wise	79-76-155
T-13	Ed Furgol	71-69-72-71-283	\$1,650.00	Cut	Manuel de la Torre	74-76-72-222		Cut	John Zontek	71-84-155
T-13	Billy Maxwell	72-71-70-70-283	\$1,650.00	Cut	Jay Hebert	74-76-72-222		Cut	Doug Ford	76-80-156
T-13	Gary Player	70-71-71-71-283	\$1,650.00	Cut	Dave Hill	77-71-74-222		Cut	Bob Kay	76-80-156
T-13	Mike Souchak	67-73-71-72-283	\$1,650.00	Cut	Johnny Pott	74-74-74-222		Cut	Edward Kuna	80-76-156
T-17	Walter Burkemo	70-71-72-71-284	\$1,350.00	Cut	Alphonso Atkins	75-74-74-223		Cut	Terry Malan	77-79-156
T-17	Jacky Cupit	72-71-72-69-284	\$1,350.00	Cut	Steve Bull	72-75-76-223		Cut	Jim O'Hern	78-78-156
T-19	Bob Charles	68-71-73-73-285	\$1,175.00	Cut	James Clark	73-74-76-223		Cut	Donald Palmer	81-75-156
T-19	Al Geiberger	73-72-72-68-285	\$1,175.00	Cut	Bob Crowley	74-74-75-223		Cut	Ronnie Reif	77-79-156
T-21	Tommy Aaron	72-74-70-70-286	\$1,075.00	Cut	Tommy Jacobs	76-71-76-223		Cut	T.R. Sleichter	78-78-156
T-21	Julius Boros	70-73-71-72-286	\$1,075.00	Cut	Jack Lumpkin	75-74-74-223		Cut	Harold Williams	79-77-156
T-23	Gardner Dickinson	74-74-68-71-287	\$930.00	Cut	Scotty McBeath	70-79-74-223		Cut	Louis Barbaro	78-79-157
T-23	Mike Fetchick	74-73-74-66-287	\$930.00	Cut	Al Mengert	75-72-76-223		Cut	Dennis Bradley	78-79-157
T-23	Ed Kroll	75-72-72-68-287	\$930.00	Cut	Glenn Stuart	71-77-75-223		Cut	Al Morley	80-77-157
T-23	Ted Kroll	72-73-72-70-287	\$930.00	Cut	Don January	68-78-78-224		Cut	Jack Sellman	76-81-157
T-23	Dick Rhyhan	71-72-71-73-287	\$930.00	Cut	Sam Reynolds	70-77-77-224		Cut	Robert Swift	78-79-157
T-28	Bill Bisdorf	73-72-73-70-288	\$800.00	Cut	Joe Kotlarczyk	77-70-78-225		Cut	Joseph Thacker	79-78-157
T-28	Jim Ferree	70-72-75-71-288	\$800.00	Cut	Joe Zakarian	73-74-78-225		Cut	Brad Anderson	77-81-158
T-28	Dick Hart	73-73-72-70-288	\$800.00	Cut	Rex Baxter	74-74-78-226		Cut	Bob Bodington	79-79-158
T-28	George Knudson	76-69-72-71-288	\$800.00	Cut	Robert Erickson	77-73-76-226		Cut	Buddy Sullivan	82-76-158
T-28	Doug Sanders	71-73-76-68-288	\$800.00	Cut	Charles Bassler	75-73-79-227		Cut	Bud Williamson	78-80-158
T-33	Frank Beard	72-72-71-74-289	\$662.50	Cut	Clayton Johnson	75-73-79-227		Cut	Bill Collins	76-83-159
T-33	Al Besselink	71-73-72-73-289	\$662.50	Cut	Charles Lepre	76-73-78-227		Cut	Ray Hill	80-79-159
T-33	Pete Brown	71-75-73-70-289	\$662.50	Cut	Moon Mullins	72-76-79-227		Cut	Gene Lesch	80-79-159
T-33	Paul Haviland	68-73-73-75-289	\$662.50	Cut	Bob Hold	77-71-80-228		Cut	Don Shock	78-81-159
T-33	Gene Littler	75-72-74-68-289	\$662.50	Cut	Charles Smith	75-74-81-230		Cut	Denny Shute	77-82-159
T-33	Dave Ragan	73-71-74-71-289	\$662.50	Cut	Butch Baird	77-74-151		Cut	Lou Warobick	80-79-159
T-39	Don Bies	76-66-76-72-290	\$526.50	Cut	Dick Bury	75-76-151		Cut	Mack Briggs	78-82-160
T-39	Joe Campbell	73-72-71-74-290	\$526.50	Cut	Robert Fry	74-77-151		Cut	Frank Nastri	79-81-160
T-39	Bruce Devlin	70-73-76-71-290	\$526.50	Cut	Eli Marovich	74-77-151		Cut	Dick Demane	78-83-161
T-39	Bob Keller	69-75-72-74-290	\$526.50	Cut	Ernie Vossler	76-75-151		Cut	Everett Vinzant	81-80-161
T-39	Jack Rule	74-71-72-73-290	\$526.50	Cut	Leon Butler	76-76-152		Cut	Ed Knych	82-80-162
T-44	George Bayer	71-74-76-70-291	\$402.50	Cut	Wes Ellis Jr.	75-77-152		Cut	Don Kubiak	80-82-162
T-44	Jack Burke Jr.	74-72-73-72-291	\$402.50	Cut	Dow Finsterwald	74-78-152		Cut	Roy Beattie	82-82-164
T-44	Joe Conrad	69-72-74-76-291	\$402.50	Cut	Ray Goodell	77-75-152		Cut	Jack Merz	82-82-164
T-44	John Cook	75-72-70-74-291	\$402.50	Cut	Fred Gronauer	78-74-152		Cut	Aubrey Apple	80-86-166
T-44	Chick Harbert	74-75-68-74-291	\$402.50	Cut	Lionel Hebert	78-74-152		Cut	Donald Williams Jr.	87-79-166
T-44	Babe Lichardus	72-74-73-72-291	\$402.50	Cut	Bill Johnston	76-76-152		Cut	Rick Jetter	85-84-169
T-44	Chi Chi Rodriguez	71-74-71-75-291	\$402.50	Cut	Tom Murphy	74-78-152		Cut	Gerald Levergne	83-87-170
T-44	Fred Wampler	74-73-71-73-291	\$402.50	Cut	Joe Taylor	76-76-152		WD	Vic Ghezzi	71-73-144
T-52	Pete Cooper	77-71-73-71-292	\$318.75	Cut	Johnny Bulla	75-78-153		WD	Tommy Bolt	74-76-150
T-52	J.C. Goosie	72-74-74-72-292	\$318.75	Cut	Bob Goalby	73-80-153		DQ	Odell Trueblood	76
T-52	Bob Hill	72-70-75-75-292	\$318.75	Cut	Walker Inman	75-78-153		WD	Jerry Barber	80

1963 In 100-degree heat, Jack Nicklaus won the 45th PGA Championship. At 23 years of age, Nicklaus joined Ben Hogan, Byron Nelson and Gene Sarazen as the only men in golfing history to win the PGA Championship, the U.S. Open, and the Masters. To capture the PGA Championship, Nicklaus overcame Bruce Crampton, who had a three-stroke lead going into the final round. However, Crampton faded in the last few holes, as Nicklaus posted a 68 for a 279 total to win his first of five PGA Championships.

Champion: Jack Nicklaus, North Palm Beach, Fla.

Site: Dallas Athletic Club, Dallas, Texas

Date: July 18-21

Purse: \$80,900

Par: 36-35-71 (7,046 Yards)

Field: 165 Cut at 151 82 players advanced



	Course Avg	Under Par	At Par	Over Par	Round Leader	Low Round	Jack Nicklaus
Round 1:	76.2	12	7	145	Dick Hart	66 - Dick Hart	69 - T-2
Round 2:	75.6	10	10	141	Dick Hart	69 - Doug Sanders	142 - (73) T-5
Round 3:	73.2	17	8	57	Bruce Crampton	65 - Bruce Crampton	211 - (69) 3rd
Round 4:	73.4	17	7	57	Jack Nicklaus	66 - G. Dickinson	279 - (68) 1st
Totals:	75.08	56	32	400			

Championship Summary

Place	Name	Score	Winnings	Place	Name	Score	Winnings	Place	Name	Score
1	Jack Nicklaus	69-73-69-68-279	\$13,000.00	T-53	Shelley Mayfield	69-72-76-79-296	\$318.75	Cut	Gene Bone	81-74-155
2	Dave Ragan	75-70-67-69-281	\$7,000.00	T-57	Raymond Floyd	75-73-74-75-297	\$300.00	Cut	Clare Emery	75-80-155
T-3	Bruce Crampton	70-73-65-74-282	\$3,750.00	T-57	Ernie Vossler	74-77-73-73-297	\$300.00	Cut	Chick Harbert	77-78-155
T-3	Dow Finsterwald	72-72-66-72-282	\$3,750.00	T-59	George Bayer	75-73-74-76-298	\$275.00	Cut	Phil Rodgers	78-77-155
T-5	Al Geiberger	72-73-69-70-284	\$3,125.00	T-59	Charles Congdon	70-79-73-76-298	\$275.00	Cut	T.R. Sleichter	79-76-155
T-5	Billy Maxwell	73-71-69-71-284	\$3,125.00	T-59	Ted Kroll	81-70-74-73-298	\$275.00	Cut	John Suveges	75-80-155
7	Jim Ferrier	73-73-70-69-285	\$2,750.00	T-59	Frank Stranahan	74-73-77-74-298	\$275.00	Cut	Ross Carley	79-77-156
T-8	Gardner Dickinson	72-74-74-66-286	\$2,090.00	T-63	Gene Borek	74-76-75-74-299	\$230.00	Cut	Vic Ghezzi	79-77-156
T-8	Tommy Jacobs	74-72-70-70-286	\$2,090.00	T-63	Furman Hayes	76-71-74-78-299	\$230.00	Cut	Gordon Leishman	81-75-156
T-8	Bill Johnston	71-72-72-71-286	\$2,090.00	T-63	Skee Riegel	78-73-76-72-299	\$230.00	Cut	Melvin Rowe	76-80-156
T-8	Gary Player	74-75-67-70-286	\$2,090.00	T-63	Herman Scharlau	75-76-76-72-299	\$230.00	Cut	Jouett Brown	79-78-157
T-8	Art Wall	73-76-66-71-286	\$2,090.00	T-63	Stan Thirk	73-74-73-79-299	\$230.00	Cut	Steve Bull	80-77-157
T-13	Julius Boros	69-72-73-73-287	\$1,550.00	68	John Cleary	75-76-75-74-300	\$200.00	Cut	Gene Coghill	78-79-157
T-13	Bob Charles	69-76-72-70-287	\$1,550.00	T-69	Bob Gajda	72-72-76-81-301	\$200.00	Cut	Bob Hill	77-80-157
T-13	Tony Lema	70-71-77-69-287	\$1,550.00	T-69	Dick Turner	75-76-78-72-301	\$200.00	Cut	Bob Keller	77-80-157
T-13	Jack Sellman	75-70-74-68-287	\$1,550.00	T-71	Edward Kuna	73-71-79-79-302	\$175.00	Cut	Dick Lundahl	77-80-157
T-17	Manuel de la Torre	71-71-74-72-288	\$1,075.00	T-71	Jim Lucius	77-74-77-74-302	\$175.00	Cut	James Riggins	78-79-157
T-17	Wes Ellis Jr.	71-74-71-72-288	\$1,075.00	T-73	John Barnum	74-74-74-82-304	\$175.00	Cut	Emil Scodeller	83-74-157
T-17	Bob Goalby	74-70-74-70-288	\$1,075.00	T-73	Tom Watrous	74-71-83-78-304	\$175.00	Cut	Jim Turnesa	81-76-157
T-17	Dick Hart	66-72-76-74-288	\$1,075.00	T-75	Ron Bakich	73-77-78-77-305	\$158.33	Cut	Frank Harned	80-78-158
T-17	Dave Hill	73-72-69-74-288	\$1,075.00	T-75	Frank Beley	75-74-79-77-305	\$158.33	Cut	Frank Keller	81-77-158
T-17	Doug Sanders	74-69-70-75-288	\$1,075.00	T-75	Ira Gwin	76-75-81-73-305	\$158.34	Cut	Joe Lopez Jr.	79-79-158
T-23	Paul Harney	72-74-71-72-289	\$775.00	78	Bill Ezinicki	74-71-83-78-306	\$150.00	Cut	Dan Whalen	83-75-158
T-23	Bobby Nichols	74-73-71-71-289	\$775.00	79	John Cook	75-73-79-80-307	\$150.00	Cut	Buck Adams	78-81-159
T-23	Mason Rudolph	69-75-71-74-289	\$775.00	80	Bernie Haas	70-80-79-79-308	\$150.00	Cut	Paul Biggy	78-81-159
T-23	Mike Souchak	72-72-73-72-289	\$775.00	81	Lou Warobick	74-77-78-80-309	\$150.00	Cut	Charlie Harter	81-78-159
T-27	Doug Ford	70-72-71-77-290	\$558.58	Cut	Walter Burkemo	79-73-152		Cut	J.D. Taylor	81-78-159
T-27	J.C. Goosie	74-74-74-68-290	\$558.58	Cut	Bob Crowley	79-73-152		Cut	George Tiddy	80-79-159
T-27	Freddie Haas Jr.	80-70-70-70-290	\$558.57	Cut	Robert Fry	76-76-152		Cut	Ernie Boros	78-82-160
T-27	Sam Snead	71-73-70-76-290	\$558.57	Cut	Mickey Homa	78-74-152		Cut	Bill Grygiel	81-79-160
T-27	Earl Stewart	70-77-70-73-290	\$558.57	Cut	Ed Knych	73-79-152		Cut	Corky Dahl	83-78-161
T-27	Bert Weaver	76-73-71-70-290	\$558.57	Cut	John Paul Jones	77-75-152		Cut	Bob Lavacek	81-80-161
T-27	Bo Wininger	75-71-71-73-290	\$558.57	Cut	Johnny Pott	74-78-152		Cut	Tod Menefee	84-77-161
T-34	Jack Burke Jr.	75-72-73-71-291	\$480.00	Cut	Charles Prentice	78-74-152		Cut	Eric Monti	81-80-161
T-34	Billy Farrell	72-74-72-73-291	\$480.00	Cut	Ed Whalley	77-75-152		Cut	Horace Moore	77-84-161
T-34	Mike Krak	73-73-72-73-291	\$480.00	Cut	Lew Worsham	77-75-152		Cut	Bill Blanton	78-84-162
T-34	Gene Littler	71-72-75-73-291	\$480.00	Cut	Thomas Burke	74-79-153		Cut	Roger Horton	82-80-162
T-34	Eddie Merrins	74-70-73-74-291	\$480.00	Cut	Don Clarkson	75-78-153		Cut	Eugene Johnson	80-82-162
39	Stan Mosel	71-77-74-70-292	\$450.00	Cut	Mike Fetchick	77-76-153		Cut	Clyde Thomsen	82-80-162
T-40	Jerry Barber	74-73-72-74-293	\$410.00	Cut	George Schmitter	74-79-153		Cut	Oran Whittington	82-80-162
T-40	Jay Hebert	75-76-73-69-293	\$410.00	Cut	John Zontek	74-79-153		Cut	Rudy Goff	84-79-163
T-40	Doug Higgins	74-74-75-70-293	\$410.00	Cut	Ed Famula	78-76-154		Cut	George Preisinger	84-79-163
T-40	Don January	76-75-69-73-293	\$410.00	Cut	Ed Furgol	81-73-154		Cut	Don Klein	82-83-165
T-40	Arnold Palmer	74-73-73-73-293	\$410.00	Cut	Lionel Hebert	78-76-154		Cut	Beal Consolver	84-82-166
T-40	Jerry Pisano	72-76-69-76-293	\$410.00	Cut	Eddie Langert	82-72-154		Cut	Al Starr	86-80-166
T-40	Bob Rosburg	72-75-74-72-293	\$410.00	Cut	Charles Lepre	75-79-154		Cut	Willie Beljan	87-80-167
T-47	Tony Holguin	77-71-75-71-294	\$365.00	Cut	Gene Lesch	76-78-154		Cut	Don White	90-79-169
T-47	Dan Sikes	74-70-73-77-294	\$365.00	Cut	Ben Lula	77-77-154		Cut	Jim Rudolph	82-88-170
T-49	Gay Brewer	74-75-72-74-295	\$335.00	Cut	Dave Marr	83-71-154		Cut	James Speer	87-88-175
T-49	Dutch Harrison	73-73-75-74-295	\$335.00	Cut	Sam Penecale	78-76-154		WD	Jim Ferree	74
T-49	Bob McCallister	71-76-73-75-295	\$335.00	Cut	Gene Shields	74-80-154		WD	Jack Fleck	76
T-49	Joe Zakarian	75-73-76-71-295	\$335.00	Cut	Henry Trepsas	80-74-154		WD	Don Fairfield	78
T-53	Don Bies	74-71-73-78-296	\$318.75	Cut	Don Whitt	72-82-154		WD	Buddy Sullivan	75-74-149
T-53	Hubby Habjan	76-75-71-74-296	\$318.75	Cut	Bud Williamson	77-77-154		WD	Bill Collins	77-74-78-229
T-53	Mac Hunter	76-70-75-75-296	\$318.75	Cut	Bill Bisdorf	78-77-155		DQ	Gene Rolfe	

1962 Gary Player, posting a 2-under-par 278, became the second foreign citizen to win the PGA Championship, beating hard-charging Bob Goalby by one stroke. Goalby brought the Championship to a thrilling climax by making birdies at 14 and 16 during the final round, but the 26-year-old South African staved off the rally, as both parred the final two holes.

Champion: Gary Player, Alaquia, Fla.

Site: Aronimink GC, Newtown Square, Pa.

Date: July 19-22 **Purse:** \$69,400

Par: 35-35-70 (7,045 Yards) **Field:** 170

36 Hole cut at 151 **89 players advanced**

54 Hole cut at 222 **60 players advanced**

	Course Avg	Under Par	At Par	Over Par	Round Leader	Low Round	Gary Player
Round 1:	75.5	6	5	158	John Barnum	66 - John Barnum	72 - T-18
Round 2:	75.2	9	9	148	Doug Ford	66 - B. McCallister, C. Middlecoff	139 - (67) T-2
Round 3:	74.0	5	7	77	Gary Player	67 - Bruce Crampton	208 - (69) 1st
Round 4:	73.0	7	6	47	Gary Player	67 - J. Nicklaus, B. Goalby	278 - (70) 1st
Totals:	74.85	27	27	430			

Championship Summary

Place	Name	Score	Winnings	Place	Name	Score	Winnings	Place	Name	Score
1	Gary Player	72-67-69-70-278	\$13,000.00	T-57	Vic Ghezzi	76-69-74-79-298	\$222.50	Cut	Lester Ward	79-74-153
2	Bob Goalby	69-72-71-67-279	\$6,700.00	T-57	Bob Ross	72-74-75-77-298	\$222.50	Cut	Paul Biggy	76-78-154
T-3	George Bayer	69-70-71-71-281	\$3,450.00	T-57	James Stamps	72-72-75-79-298	\$222.50	Cut	Johnny Bulla	75-79-154
T-3	Jack Nicklaus	71-74-69-67-281	\$3,450.00	Cut	Bob Keller	74-75-74-223		Cut	Bob Crowley	79-75-154
5	Doug Ford	69-69-73-71-282	\$2,900.00	Cut	Ed Rubis	73-75-75-223		Cut	Bill Kratzert	77-77-154
6	Bobby Nichols	72-70-71-70-283	\$2,500.00	Cut	Ernie Vossler	74-74-75-223		Cut	Davis Love Jr.	73-81-154
T-7	Jack Fleck	74-69-70-71-284	\$2,066.66	Cut	Leo Biagetti	70-75-79-224		Cut	Eddie Merrins	81-73-154
T-7	Paul Harney	70-73-72-69-284	\$2,066.67	Cut	Dick Bury	77-74-73-224		Cut	Moon Mullins	77-77-154
T-7	Dave Ragan	72-74-70-68-284	\$2,066.67	Cut	Don Fairfield	74-74-76-224		Cut	Robert Shields	74-80-154
10	Jay Hebert	73-72-70-70-285	\$1,750.00	Cut	Jon Gustin	72-76-76-224		Cut	Wa Stackhouse	77-77-154
T-11	Julius Boros	73-69-74-70-286	\$1,450.00	Cut	Pete Fleming	73-71-81-225		Cut	Dick Stranahan	79-75-154
T-11	Dow Finsterwald	73-70-70-73-286	\$1,450.00	Cut	Skee Riegel	76-75-74-225		Cut	J.D. Taylor	73-81-154
T-11	Chick Harbert	68-76-69-73-286	\$1,450.00	Cut	Charles Bassler	78-73-75-226		Cut	Jim Turnesa	77-77-154
T-11	Bob McCallister	74-66-70-76-286	\$1,450.00	Cut	Jacky Cupit	75-76-75-226		Cut	Eldon Briggs	77-78-155
T-15	Cary Middlecoff	73-66-74-74-287	\$1,225.00	Cut	Bill Ezinicki	77-74-75-226		Cut	Al Brosch	77-78-155
T-15	Doug Sanders	76-69-73-69-287	\$1,225.00	Cut	Charles Farlow	75-73-78-226		Cut	Ralph Hutchison	78-77-155
T-17	Jack Burke Jr.	73-69-71-75-288	\$966.66	Cut	Milon Marusic	74-75-77-226		Cut	Charles Lepre	76-79-155
T-17	Bruce Crampton	76-73-67-72-288	\$966.67	Cut	Phil Rodgers	75-73-78-226		Cut	Henry McQuiston	76-79-155
T-17	Billy Farrell	73-71-73-71-288	\$966.67	Cut	Eddie Burke	75-74-78-227		Cut	George Schneider	76-79-155
T-17	Arnold Palmer	71-72-73-72-288	\$966.67	Cut	Joe Cheves	74-74-79-227		Cut	Gay Brewer	80-76-156
T-17	Sam Snead	75-70-71-72-288	\$966.67	Cut	Fred Hawkins	75-73-79-227		Cut	Lawrence Cook	79-77-156
T-17	Frank Stranahan	69-73-72-74-288	\$966.66	Cut	Bob Hill	76-74-77-227		Cut	Joe Jimenez	80-76-156
T-23	Freddie Haas Jr.	75-71-74-69-289	\$665.00	Cut	Walter Romans	77-74-76-227		Cut	Gordon Leishman	75-82-157
T-23	Tommy Jacobs	73-73-73-70-289	\$665.00	Cut	Joe Taylor	76-75-76-227		Cut	Tod Menefee	79-78-157
T-23	Gene Littler	73-75-72-69-289	\$665.00	Cut	Alphonso Atkins	74-77-77-228		Cut	Richard Mullen	76-81-157
T-23	Art Wall	72-75-71-71-289	\$665.00	Cut	Jim Ferree	76-75-77-228		Cut	Ed Whalley	77-80-157
T-27	Joe Campbell	70-74-74-73-291	\$530.00	Cut	Alex Sinclair	76-74-78-228		Cut	Dave Douglas	80-78-158
T-27	Don January	70-74-72-75-291	\$530.00	Cut	Jimmy Thompson	77-73-78-228		Cut	Mac Hunter	77-81-158
T-27	Johnny Pott	71-77-71-72-291	\$530.00	Cut	Tony Bovitsky	77-73-79-229		Cut	Bob Lavacek	80-78-158
T-30	Tommy Bolt	72-74-72-74-292	\$470.00	Cut	Jouett Brown	77-72-80-229		Cut	Herb Magnusson	77-81-158
T-30	Pete Cooper	73-71-74-74-292	\$470.00	Cut	Al Johnston	76-75-78-229		Cut	Sam Penecale	77-81-158
T-30	Buster Cupit	76-70-76-70-292	\$470.00	Cut	Buck White	74-70-86-230		Cut	Jim Browning	80-79-159
T-30	Wes Ellis Jr.	75-72-73-72-292	\$470.00	Cut	Jerry Barber	79-73-152		Cut	Hardy Loudermilk	81-78-159
T-30	Dick Hart	70-73-76-73-292	\$470.00	Cut	John Cook	78-74-152		Cut	Bill Moran	82-77-159
T-30	Ted Kroll	73-70-76-73-292	\$470.00	Cut	Bernie Haas	74-78-152		Cut	Willie Pumbo	79-80-159
T-30	Shelley Mayfield	74-70-74-74-292	\$470.00	Cut	Lionel Hebert	77-75-152		Cut	Jimmy Scott	81-78-159
T-30	Tom Nieporte	75-75-69-73-292	\$470.00	Cut	Dave Hill	76-76-152		Cut	Russell Tuveson	77-82-159
T-30	Don Whitt	74-73-70-75-292	\$470.00	Cut	Bud Holscher	76-76-152		Cut	Mike Benciscutto	84-76-160
T-39	Walter Burkemo	72-75-72-74-293	\$400.00	Cut	Arnold Koehler	76-76-152		Cut	Jerry Pisano	78-82-160
T-39	Jim Ferrier	72-71-73-77-293	\$400.00	Cut	Stan Thirk	77-75-152		Cut	Dick Howell	77-84-161
T-39	Eric Monti	76-74-71-72-293	\$400.00	Cut	Emery Thomas	78-74-152		Cut	Joseph Capello	83-79-162
T-39	Al Nelson	79-70-72-72-293	\$400.00	Cut	Felice Torza	77-75-152		Cut	Clare Emery	82-80-162
T-39	Mike Souchak	75-73-72-73-293	\$400.00	Cut	Sam Urzetta	76-76-152		Cut	Emory Lee	82-80-162
T-44	Claude Harmon	73-73-75-73-294	\$360.00	Cut	Lew Worsham	74-78-152		Cut	Frank Witt	77-85-162
T-44	Howie Johnson	75-75-72-72-294	\$360.00	Cut	Joe Zakarian	73-79-152		Cut	Bonny Graham	79-84-163
T-44	Bob Kay	76-73-72-73-294	\$360.00	Cut	Dale Andreason	76-77-153		Cut	John Ruedi	82-82-164
T-47	Marty Furgol	71-71-74-79-295	\$325.00	Cut	Al Bessellink	77-76-153		Cut	Jim Petersen	82-83-165
T-47	Bob Gajda	71-74-77-73-295	\$325.00	Cut	Bill Bisdorf	74-79-153		Cut	Steve Savel	84-83-167
T-47	Bill Johnston	74-72-72-77-295	\$325.00	Cut	Ernie Catropa	76-77-153		Cut	Andy Pataky	83-86-169
T-47	Pat Schwab	76-75-71-73-295	\$325.00	Cut	Dick Demane	75-78-153		Cut	Bill Grygiel	90-84-174
T-51	Billy Casper	74-76-70-76-296	\$280.00	Cut	Joe Kotlarczyk	78-75-153		WD	Bob Crow	77
T-51	Gardner Dickinson	73-74-75-74-296	\$280.00	Cut	Toby Lyons	78-75-153		WD	Billy Maxwell	81
T-51	George Knudson	72-75-74-75-296	\$280.00	Cut	Jack Ortman	79-74-153		WD	Jerry Lambo	82
T-51	Dave Marr	71-72-77-76-296	\$280.00	Cut	Mike Pavella	76-77-153		WD	Tony Lema	74-73-147
T-51	Ken Venturi	73-72-77-74-296	\$280.00	Cut	Billy Phillips	78-75-153		WD	Tony Holguin	74-74-148
56	Bill Collins	73-71-74-79-297	\$250.00	Cut	Randy Quick	75-78-153				
T-57	John Barnum	66-74-77-81-298	\$222.50	Cut	Larry Tomasino	76-77-153				



1961 In the final round, 31-year-old Don January led 45-year-old Jerry Barber by four shots with three holes remaining. However, Barber sank putts of 20 feet for a birdie, 40 feet for a par, and 60 feet for a birdie on the last three holes to match January's 277. In the 18-hole playoff, Barber again trailed January by two strokes on two different occasions, but rallied to finish with a 67, for a one-stroke edge over January.

Champion: Jerry Barber, Los Angeles, Calif.		
Site: Olympia Fields CC, Olympia Fields, Ill.		
Date: July 27-31		Purse: \$64,800
Par: 35-35-70 (6,722 Yards)		
Field: 161	Cut at: 148	64 players advanced



	Course Avg	Under Par	At Par	Over Par	Round Leader	Low Round	Jerry Barber
Round 1:	75.3	6	7	148	Art Wall	67 - Art Wall	69 - T-4
Round 2:	75.1	6	2	148	Jerry Barber	66 - Don January	136 - (67) 1st
Round 3:	73.2	7	2	55	Don January	67 - Don January, Johnny Pott	207 - (71) 2nd
Round 4:	72.9	9	4	51	J. Barber, D. January	66 - Doug Ford	277 - (70) T-1
Totals:	74.62	28	15	402			

Championship Summary

Place	Name	Score	Winnings	Place	Name	Score	Winnings	Place	Name	Score
1	Jerry Barber	69-67-71-70-277	\$11,000.00	T-55	Sam Bernardi	75-72-75-76-298	\$225.00	Cut	John Alexander	78-76-154
2	Don January	72-66-67-72-277	\$5,500.00	T-55	Pete Cooper	74-74-75-75-298	\$225.00	Cut	Frank Beley	76-78-154
3	Doug Sanders	70-68-74-68-280	\$3,600.00	T-57	Johnny Bulla	74-73-77-76-300	\$225.00	Cut	George Buck	74-80-154
4	Ted Kroll	72-68-70-71-281	\$3,100.00	T-57	Mike Krak	71-76-77-76-300	\$225.00	Cut	Labron Harris Jr.	75-79-154
T-5	Wes Ellis Jr.	71-71-68-72-282	\$2,208.34	T-57	Sam Penecale	72-73-79-76-300	\$225.00	Cut	Charles Harter	78-76-154
T-5	Doug Ford	69-73-74-66-282	\$2,208.33	60	Bill Heinlein	69-77-79-76-301	\$225.00	Cut	Tony Holguin	79-75-154
T-5	Gene Littler	71-70-72-69-282	\$2,208.33	61	Marshall Springer	74-71-77-80-302	\$225.00	Cut	Alex Leiper	75-79-154
T-5	Arnold Palmer	73-72-69-68-282	\$2,208.34	62	J.L. McReynolds	73-74-79-78-304	\$225.00	Cut	Mac McElmurry	75-79-154
T-5	Johnny Pott	71-73-67-71-282	\$2,208.33	63	Al Besselink	74-73-83-75-305	\$225.00	Cut	Bob Moore	80-74-154
T-5	Art Wall	67-72-73-70-282	\$2,208.33	64	Leon Butler	75-72-77-84-308	\$225.00	Cut	Al Nelson	76-78-154
T-11	Paul Harney	70-73-69-71-283	\$1,650.00	Cut	Julius Boros	74-75-149		Cut	Bill Ogden	79-75-154
T-11	Cary Middlecoff	74-69-71-69-283	\$1,650.00	Cut	Joe Brown	74-75-149		Cut	Jim Turnesa	79-75-154
13	Jay Hebert	68-72-72-72-284	\$1,500.00	Cut	Gene Coghill	75-74-149		Cut	Billy Booe	77-78-155
14	Walter Burkemo	71-71-73-70-285	\$1,400.00	Cut	Frank Harned	77-72-149		Cut	Tom Cheroke	77-78-155
T-15	Billy Casper	74-72-69-71-286	\$1,225.00	Cut	Lionel Hebert	75-74-149		Cut	Mike Dietz	76-79-155
T-15	Bob Goalby	73-72-68-73-286	\$1,225.00	Cut	Bob Kay	75-74-149		Cut	Bob Harris	79-76-155
T-15	Ernie Vossler	68-72-71-75-286	\$1,225.00	Cut	Joe Moore Jr.	75-74-149		Cut	Johnny Revolta	77-78-155
T-15	Don Whitt	76-72-70-68-286	\$1,225.00	Cut	Walter Romans	73-76-149		Cut	Herman Scharlau	79-76-155
T-19	Gardner Dickinson	71-71-71-74-287	\$1,016.67	Cut	Alphonso Atkins	75-75-150		Cut	Felice Torza	78-77-155
T-19	Jack Fleck	70-74-73-70-287	\$1,016.66	Cut	Mike Austin	77-73-150		Cut	John Zontek	77-78-155
T-19	Bob Rosburg	70-71-73-73-287	\$1,016.66	Cut	Avery Beck	77-73-150		Cut	George Keyes	81-75-156
T-22	George Bayer	73-71-72-72-288	\$780.00	Cut	Claude Harmon	72-78-150		Cut	John Rouse	75-81-156
T-22	Don Fairfield	70-71-74-73-288	\$780.00	Cut	Dick Hart	73-77-150		Cut	Fred Baker	79-78-157
T-22	Fred Hawkins	75-73-71-69-288	\$780.00	Cut	Bob Mix	74-76-150		Cut	Herman Barron	74-83-157
T-22	Dave Marr	72-74-73-69-288	\$780.00	Cut	George Schneider	77-73-150		Cut	Jerome Krueger	74-83-157
T-22	Shelley Mayfield	70-74-72-72-288	\$780.00	Cut	Ansel Snow	74-76-150		Cut	Van-Oran Love	79-78-157
T-27	Billy Maxwell	71-72-73-73-289	\$575.00	Cut	Bob Toski	76-74-150		Cut	Ken Campbell	82-76-158
T-27	Sam Snead	72-71-71-75-289	\$575.00	Cut	Gene Bone	76-75-151		Cut	Bob Crow	81-77-158
T-29	Charles Bassler	73-73-72-72-290	\$425.00	Cut	Jackson Bradley	76-75-151		Cut	Paul Kern	77-81-158
T-29	Bob Keller	72-73-72-73-290	\$425.00	Cut	Eldon Briggs	77-74-151		Cut	Hardy Loudermilk	80-78-158
T-29	Al Mengert	72-74-72-72-290	\$425.00	Cut	Al Feminelli	73-78-151		Cut	Peter Marich	79-79-158
T-29	Gary Player	72-74-71-73-290	\$425.00	Cut	Donald Palmer	74-77-151		Cut	Andy Borkovich	80-79-159
T-33	Billy Farrell	75-72-72-72-291	\$262.50	Cut	Jerry Pisano	78-73-151		Cut	Gene Counter	79-80-159
T-33	Jon Gustin	75-72-75-69-291	\$262.50	Cut	Gerald Schultheis	73-78-151		Cut	Reggie Myles	75-84-159
T-33	Mac Hunter	74-71-73-73-291	\$262.50	Cut	Don Sechrest	75-76-151		Cut	Don Street	82-77-159
T-33	Dave Ragan	73-72-73-73-291	\$262.50	Cut	Frank Stranahan	75-76-151		Cut	Henry Gerald	81-79-160
T-37	Clarence Doser	71-75-73-73-292	\$250.00	Cut	Lester Ward	73-78-151		Cut	Leo Biagetti	82-79-161
T-37	Mason Rudolph	71-71-73-77-292	\$250.00	Cut	Bill Bisdorf	76-76-152		Cut	Ralph Bond	80-81-161
T-37	Ken Venturi	72-72-77-71-292	\$250.00	Cut	Bill Collins	72-80-152		Cut	Don Shock	84-77-161
T-37	Lew Worsham	75-73-73-71-292	\$250.00	Cut	Paul Donahue	75-77-152		Cut	Joe Zelazny	81-80-161
T-41	Manuel de la Torre	72-72-76-73-293	\$225.00	Cut	Bill Johnston	77-75-152		Cut	Buddy Demling	85-77-162
T-41	Dow Finsterwald	74-74-71-74-293	\$225.00	Cut	Sam Reynolds	77-75-152		Cut	Robert Hendricks	81-82-163
T-43	Bud Holscher	77-68-75-74-294	\$225.00	Cut	Paul Thomas	74-78-152		Cut	Ronald Fox	84-81-165
T-43	Jack McGowan	76-70-77-71-294	\$225.00	Cut	Dave Tinsley	72-80-152		Cut	Andy Pataty	84-82-166
T-45	Buster Cupit	70-78-72-75-295	\$225.00	Cut	Fred Wampler	76-76-152		Cut	Alex Gerlak	81-86-167
T-45	Jim Ferrier	73-73-77-72-295	\$225.00	Cut	Don Waryan	77-75-152		Cut	Edward Kuna	87-80-167
T-45	Marty Furgol	71-74-72-78-295	\$225.00	Cut	Ralph Williamson	76-76-152		Cut	Reggie Sauger	83-85-168
T-45	Milon Marusic	75-73-74-73-295	\$225.00	Cut	Jim Burke	78-75-153		WD	Steve Bull	78
T-45	Mike Souchak	72-72-74-77-295	\$225.00	Cut	Bob Duden	79-74-153		WD	Mike Parco	79
T-50	Freddie Haas Jr.	72-76-75-73-296	\$225.00	Cut	Vic Ghezzi	78-75-153		WD	George Vitense	80
T-50	Charles Malchaski	72-73-77-74-296	\$225.00	Cut	Denny Shute	76-77-153		WD	Ivan Gantz	82
T-52	Jack Burke Jr.	76-71-72-78-297	\$225.00	Cut	T.R. Sleichter	77-76-153		WD	Bob Popp	82
T-52	Chick Harbert	73-75-73-76-297	\$225.00	Cut	Sam Urzetta	78-75-153		WD	Tommy Bolt	72-71-143
T-52	Tom Nieporte	75-72-75-75-297	\$225.00	Cut	Al Watrous	78-75-153				

1960 There were only 13 sub-par rounds in the entire Championship at the rebuilt Firestone Country Club in Akron, Ohio. With those scores, a different man turned up as the leader at the end of each round. Arnold Palmer captured the first-round lead with an opening 67. Jay Hebert fired a final-round 70, despite a double-bogey 6 on the 10th hole, for a one-stroke victory over Jim Ferrier.

Champion: Jay Hebert, Sanford, Fla.

Site: Firestone CC, Akron, Ohio

Date: July 21-24

Purse: \$63,130

Par: 35-35-70 (7,165 Yards)

Field: 183

36 Hole cut at 151

93 players advanced

54 Hole cut at 224

60 players advanced

	Course Avg	Under Par	At Par	Over Par	Round Leader	Low Round	Jay Hebert
Round 1:	76.1	4	4	175	Arnold Palmer	67 - Arnold Palmer	72 - T-18
Round 2:	76.2	2	3	177	Jay Hebert	67 - Jay Hebert	139 - (67) 1st
Round 3:	74.9	6	4	83	Doug Sanders	67 - Jim Ferrier	211 - (72) T-2
Round 4:	74.5	1	2	57	Jay Hebert	69 - Wes Ellis Jr.	281 - (70) 1st
Totals:	75.70	13	15	492			



Championship Summary

Place	Name	Score	Winnings	Place	Name	Score	Place	Name	Score
1	Jay Hebert	72-67-72-70-281	\$11,000.00	Cut	Bill Johnston	73-72-80-225	Cut	Bud Williamson	79-76-155
2	Jim Ferrier	71-74-66-71-282	\$5,500.00	Cut	George Schneider	76-74-75-225	Cut	Jack Doss	79-77-156
T-3	Doug Sanders	70-71-69-73-283	\$3,350.00	Cut	Henry Castillo	76-75-75-226	Cut	Fred Gronauer	78-78-156
T-3	Sam Snead	68-73-70-72-283	\$3,350.00	Cut	Mike Dietz	72-78-76-226	Cut	John Langford	81-75-156
5	Don January	70-70-72-72-284	\$2,800.00	Cut	Jack Fleck	76-72-78-226	Cut	Gordon Leishman	78-78-156
6	Wes Ellis Jr.	72-72-72-69-285	\$2,500.00	Cut	Ed Griffiths	71-74-81-226	Cut	Elroy Marti	77-79-156
T-7	Doug Ford	75-70-69-72-286	\$2,125.00	Cut	Bob Rosburg	74-75-77-226	Cut	Mike Parco	81-75-156
T-7	Arnold Palmer	67-74-75-70-286	\$2,125.00	Cut	Manuel de la Torre	73-77-77-227	Cut	Clyde Usina	81-75-156
9	Ken Venturi	70-72-73-72-287	\$1,900.00	Cut	Jim Ferree	71-75-81-227	Cut	Al Brosch	76-81-157
T-10	Fred Hawkins	73-69-72-74-288	\$1,750.00	Cut	Robert Fry	76-74-77-227	Cut	Jim Guinnup	77-80-157
T-10	Dave Marr	75-71-69-73-288	\$1,750.00	Cut	Bob Gajda	77-74-76-227	Cut	Bob Kay	81-76-157
T-12	Bill Collins	71-75-71-73-290	\$1,500.00	Cut	Tommy Jacobs	72-77-78-227	Cut	Babe Lichardus	78-79-157
T-12	Ted Kroll	73-71-72-74-290	\$1,500.00	Cut	Mike Krak	74-72-81-227	Cut	Horace Moore	78-79-157
T-12	Mike Souchak	73-73-70-74-290	\$1,500.00	Cut	Joe Moore Jr.	74-74-79-227	Cut	Stan Staszowski	81-76-157
T-15	Pete Cooper	73-74-70-74-291	\$1,250.00	Cut	Bill Ogden	72-77-78-227	Cut	Sam Urzetta	81-76-157
T-15	Dow Finsterwald	73-73-69-76-291	\$1,250.00	Cut	Don Whitt	71-76-80-227	Cut	Charles Wiperman	80-77-157
T-15	Johnny Pott	75-72-72-72-291	\$1,250.00	Cut	John Zontek	77-74-76-227	Cut	John Alexander	78-80-158
T-18	Paul Harney	69-78-73-72-292	\$1,050.00	Cut	Avery Beck	78-73-77-228	Cut	John Dalrymple	79-79-158
T-18	Lionel Hebert	75-72-70-75-292	\$1,050.00	Cut	Ros Collins	75-76-77-228	Cut	Buddy Demling	77-81-158
T-18	Gene Littler	74-70-75-73-292	\$1,050.00	Cut	John Cook	74-74-80-228	Cut	Ray Goodell	82-76-158
T-18	Tom Nieporte	72-74-74-72-292	\$1,050.00	Cut	Bob Crowley	72-79-77-228	Cut	Denny Shute	78-80-158
T-22	Dave Ragan	75-75-68-75-293	\$875.00	Cut	Mac Hunter	72-77-79-228	Cut	Carl Beljan	78-81-159
T-22	Mason Rudolph	72-71-76-74-293	\$875.00	Cut	Bert Weaver	77-74-77-228	Cut	Joe Brown	81-78-159
T-24	Julius Boros	76-73-72-73-294	\$660.00	Cut	Fred Baker	72-77-80-229	Cut	Clarence Doser	75-84-159
T-24	Walter Burkemo	72-77-73-72-294	\$660.00	Cut	Bill Keller	76-74-79-229	Cut	Paul Gross	77-82-159
T-24	Billy Casper	73-75-75-71-294	\$660.00	Cut	Willie Beljan	75-75-80-230	Cut	Cosimo Tiso	78-81-159
T-24	Billy Maxwell	74-77-72-71-294	\$660.00	Cut	Gene Coghill	78-73-80-231	Cut	Ken Yount	81-78-159
T-24	Ernie Vossler	71-77-74-72-294	\$660.00	Cut	Jimmy Johnson	75-74-82-231	Cut	Ben Hodson	84-76-160
T-29	Jack Burke Jr.	73-72-78-72-295	\$450.00	Cut	Tom Strafaci	75-76-80-231	Cut	Bob Morris	78-82-160
T-29	Cary Middlecoff	73-74-73-75-295	\$450.00	Cut	Paul Thomas	79-72-80-231	Cut	Willie Polumbo	80-80-160
T-29	Bo Wininger	73-77-71-74-295	\$450.00	Cut	Errie Ball	76-75-81-232	Cut	Emil Schodeller	78-82-160
T-32	Jerry Barber	76-72-73-75-296	\$247.15	Cut	Jackson Bradley	81-71-152	Cut	Alex Sinclair	82-78-160
T-32	Bob Goalby	72-79-72-73-296	\$247.15	Cut	Gil Cavanaugh	76-76-152	Cut	Leonard Wagner	74-86-160
T-32	Chick Harbert	78-72-71-75-296	\$247.15	Cut	Clare Emery	78-74-152	Cut	Leonard Warren	74-86-160
T-32	Bob Harris	71-76-77-72-296	\$247.15	Cut	Chandler Harper	76-76-152	Cut	Dick Cline	78-83-161
T-32	Shelley Mayfield	73-73-75-75-296	\$247.15	Cut	Joe Kirkwood	73-79-152	Cut	Harold Paddock	83-78-161
T-32	Henry Picard	77-73-73-73-296	\$247.15	Cut	Charles Lepre	76-76-152	Cut	Jay Weitzel	80-81-161
T-32	Jim Turnesa	76-73-72-75-296	\$247.15	Cut	Sam Penecale	74-78-152	Cut	Ivan Cantz	84-78-162
T-39	Al Besselink	71-74-73-79-297	\$200.00	Cut	Herman Scharlau	75-77-152	Cut	Billy Dill	83-79-162
T-39	James Clark	74-71-78-74-297	\$200.00	Cut	Jim Shelton	74-78-152	Cut	Bob Grant	82-80-162
T-39	Don Fairfield	70-75-74-78-297	\$200.00	Cut	John Barnum	77-76-153	Cut	August Nordone	81-81-162
T-39	Tony Holguin	76-72-72-77-297	\$200.00	Cut	Harry Dee	77-76-153	Cut	Don Waryan	82-80-162
T-39	Bud Holscher	77-73-74-73-297	\$200.00	Cut	Stan Dudas	77-76-153	Cut	Ken Wright	79-83-162
T-39	Dick Lundahl	76-73-75-73-297	\$200.00	Cut	Kermit Hager	81-72-153	Cut	John Conley	82-81-163
T-39	Art Wall	75-74-72-76-297	\$200.00	Cut	Jimmy Hines	79-74-153	Cut	Les Lesser	77-86-163
T-46	Bill Bisdorf	72-74-74-78-298	\$200.00	Cut	Gus Salerno	75-78-153	Cut	Francisco Lopez	80-83-163
T-46	Dick Knight	74-75-73-76-298	\$200.00	Cut	James Stamps	76-77-153	Cut	Bill Moran	75-88-163
T-46	Milon Marusic	74-77-73-74-298	\$200.00	Cut	Eddie Burke	73-81-154	Cut	Ed Bucklin	79-85-164
T-49	Frank Stranahan	75-75-74-75-299	\$200.00	Cut	Joe Campbell	80-74-154	Cut	Bill Grygiel	80-84-164
T-49	Fred Wampler	73-72-79-75-299	\$200.00	Cut	Buster Cupit	76-78-154	Cut	Fred Atkins	83-82-165
T-51	George Bayer	71-73-76-80-300	\$200.00	Cut	Bill Eggers	78-76-154	Cut	Ray Hill	84-81-165
T-51	Joe Greer	76-73-72-79-300	\$200.00	Cut	Bill Ezinicki	76-78-154	Cut	Bob Mix	81-85-166
T-51	Dick Stranahan	76-72-74-78-300	\$200.00	Cut	George Fazio	78-76-154	Cut	Harold Sanderson	81-85-166
T-51	Buddy Sullivan	75-73-73-79-300	\$200.00	Cut	Don Klein	76-78-154	Cut	James Yates	80-87-167
T-55	Frank Harned	75-74-74-78-301	\$200.00	Cut	Felice Torza	82-72-154	Cut	Rolie Wormstead	86-82-168
T-55	Herb Marcussen	77-72-74-78-301	\$200.00	Cut	Lou Warobick	80-74-154	Cut	Bill Barclay	88-82-170
T-57	Tommy Bolt	72-72-78-81-303	\$200.00	Cut	Frank Beley	75-80-155	WD	Mac Main	77
T-57	Dick Shoemaker	74-76-74-79-303	\$200.00	Cut	Bob Frayne	79-76-155	WD	Freddie Haas Jr.	69-77-146
59	John Odonnell	71-71-82-81-305	\$200.00	Cut	Vic Ghezzi	76-79-155	WD	Les Kennedy	78-73-151
60	Sonny Rouse	74-75-75-82-306	\$200.00	Cut	Jim Milward	77-78-155			
Cut	Brien Charter	72-74-79-225		Cut	Alex Redl	74-81-155			
Cut	Ben Hogan	74-73-78-225		Cut	Walter Romans	80-75-155			

1959 A "traffic jam" developed on opening day, as nine players shared the lead with 69s. Jerry Barber shot a record 65 the next day to take the 36-hole lead. He stayed on top after 54 holes with a 71. However, 33-year-old Bob Rosburg fired a final-round 66 to finish with 277, one stroke in front of Barber, who tied for second with Doug Sanders.

Champion: Bob Rosburg, Rancho Mirage, Calif.

Site: Minneapolis GC, St. Louis Park, Minn.

Date: July 30 - Aug. 2 **Purse:** \$51,175

Par: 35-35-70 (6,850 Yards) **Field:** 174

36 Hole cut at 150 97 players advanced

54 Hole cut at 221 63 players advanced



	Course Avg	Under Par	At Par	Over Par	Round Leader	Low Round	Bob Rosburg
Round 1:	75.0	9	9	156	B. Casper, G. Littler, J. Barber, W. Burkemo, J. Bradley, D. Hart, C. Klein, M. Krak, M. Souchak	69 - B. Casper, G. Littler, J. Barber, W. Burkemo, J. Bradley, D. Hart, C. Klein, M. Krak, M. Souchak	71 - T-19th
Round 2:	74.7	12	7	154	J. Barber	65 - J. Barber	143 - (72) T-18th
Round 3:	73.5	10	6	81	J. Barber	68 - T. Bolt, P. Cooper, T. Jacobs, B. Rosburg, D. Sanders, S. Snead	211 - (68) T-6th
Round 4:	73.5	6	4	53	B. Rosburg	66 - B. Rosburg	277 - (66) 1st
Totals:	74.46	37	26	444			

Championship Summary

Place	Name	Score	Winnings	Place	Name	Score	Winnings	Place	Name	Score
1	Bob Rosburg	71-72-68-66-277	\$8,250.00	60	Mickey Homa	71-74-75-78-298	\$200.00	Cut	Bill Collins	77-76-153
T-2	Jerry Barber	69-65-71-73-278	\$3,562.50	61	Don Waryan	72-76-72-79-299	\$200.00	Cut	Wayne Haley	75-78-153
T-2	Doug Sanders	72-66-68-72-278	\$3,562.00	62	Wayne Otis	74-74-73-79-300	\$200.00	Cut	Jack Isaacs	77-76-153
4	Dow Finsterwald	71-68-71-70-280	\$2,500.00	63	Leonard Wagner	72-73-75-85-305	\$200.00	Cut	Hans Merrell	77-76-153
T-5	Bob Goalby	72-69-72-68-281	\$2,000.00	Cut	George Bayer	74-76-72-222		Cut	Paul Porter	77-76-153
T-5	Mike Souchak	69-67-71-74-281	\$2,000.00	Cut	Paul Kern	77-70-75-222		Cut	Paul Segerlund	72-81-153
T-5	Ken Venturi	70-72-70-69-281	\$2,000.00	Cut	Dick Mayer	73-76-73-222		Cut	Charles Sheppard	76-77-153
T-8	Cary Middlecoff	72-68-70-72-282	\$1,600.00	Cut	Don Shock	70-75-77-222		Cut	John Spencer	79-74-153
T-8	Sam Snead	71-73-68-70-282	\$1,600.00	Cut	Gene Bone	72-74-77-223		Cut	Tom Stafaci	76-77-153
T-10	Gene Littler	69-70-72-73-284	\$1,450.00	Cut	Joe Brown	74-75-74-223		Cut	Ken Stear	78-75-153
T-11	Doug Ford	71-73-71-70-285	\$1,250.00	Cut	Gene Coghill	75-75-73-223		Cut	Tom Talkington	76-77-153
T-11	Billy Maxwell	70-76-70-69-285	\$1,250.00	Cut	Clarence Doser	74-75-74-223		Cut	Richard Beckman	77-77-154
T-11	Ed Oliver	75-70-69-71-285	\$1,250.00	Cut	Ed Furgol	75-75-73-223		Cut	Billy Capps	80-74-154
T-14	Paul Harney	74-71-71-70-286	\$1,050.00	Cut	Joe Kirkwood	75-75-73-223		Cut	John Cook	79-75-154
T-14	Tommy Jacobs	73-71-68-74-286	\$1,050.00	Cut	Chuck Klein	69-73-81-223		Cut	Arthur Harris	75-79-154
T-14	Arnold Palmer	72-72-71-71-286	\$1,050.00	Cut	Mike Krak	69-76-78-223		Cut	Frank Keller	80-74-154
T-17	Tommy Bolt	76-69-68-74-287	\$775.00	Cut	Joby Connor	75-73-76-224		Cut	John Lively	81-73-154
T-17	Jack Burke Jr.	70-73-72-72-287	\$775.00	Cut	John Langford	77-73-74-224		Cut	Tony Longo	81-73-154
T-17	Walter Burkemo	69-72-73-73-287	\$775.00	Cut	Herman Scharlau	70-77-77-224		Cut	Francisco Lopez	74-80-154
T-17	Billy Casper	69-71-73-74-287	\$775.00	Cut	Bill Eggers	77-73-75-225		Cut	Tommy Ritter	81-73-154
T-17	Pete Cooper	78-70-68-71-287	\$775.00	Cut	John Galeski	72-78-75-225		Cut	Buddy Sullivan	78-76-154
T-17	Buster Cupit	70-72-72-73-287	\$775.00	Cut	Walter Romans	75-75-75-225		Cut	John Zontek	77-77-154
T-17	Babe Lichardus	71-73-72-71-287	\$775.00	Cut	Alex Sinclair	75-75-75-225		Cut	Jimmy Thompson	76-79-155
T-17	Ernie Vossler	75-71-72-69-287	\$775.00	Cut	Johnny Bulla	74-75-77-226		Cut	Burl Bolesa	76-80-156
T-25	Jay Hebert	72-70-69-77-288	\$510.00	Cut	Otto Greiner	72-76-78-226		Cut	Ralph Bond	82-74-156
T-25	Ted Kroll	72-74-71-71-288	\$510.00	Cut	Dick Lundahl	75-73-78-226		Cut	Bob Harris	78-78-156
T-25	Art Wall	70-72-73-73-288	\$510.00	Cut	J.D. Taylor	73-74-79-226		Cut	Bill Wright	80-76-156
T-28	Clare Emery	74-74-72-69-289	\$390.00	Cut	Thorne Wood	74-72-80-226		Cut	Buddy Demling	76-81-157
T-28	Chick Harbert	73-71-71-74-289	\$390.00	Cut	Jim Browning	75-73-79-227		Cut	Lou Esposito	76-81-157
T-28	Fred Hawkins	72-69-72-76-289	\$390.00	Cut	George Schneider	76-74-77-227		Cut	John Long	77-80-157
T-31	Jackson Bradley	69-74-73-74-290	\$262.50	Cut	Bob Carmen	76-73-79-228		Cut	Sonny Rouse	78-79-157
T-31	Don Fairfield	70-73-75-72-290	\$262.50	Cut	Bill Moran	76-73-79-228		Cut	Stan Staszowski	82-75-157
T-31	Lionel Hebert	71-69-75-75-290	\$262.50	Cut	Jim Guinup	77-73-79-229		Cut	Mike Dietz	77-81-158
T-31	Eric Monti	74-72-71-73-290	\$262.50	Cut	Fred Wampler	74-76-79-229		Cut	Wally Grant	80-78-158
T-35	John McMullin	76-71-69-75-291	\$200.00	Cut	Herman Barron	73-76-81-230		Cut	Gunnard Johnson	76-82-158
T-35	Dave Ragan	74-69-74-74-291	\$200.00	Cut	Dick Hart	69-79-82-230		Cut	Hardy Loudermilk	80-78-158
T-35	Dick Stranahan	74-70-72-75-291	\$200.00	Cut	Babe Urzetta	75-75-86-236		Cut	Leon Pounders	81-77-158
T-38	Bob Crowley	73-75-71-73-292	\$200.00	Cut	Gene Sarazen	73-74-147		Cut	Bob Reith	79-79-158
T-38	Jim Ferree	74-72-71-75-292	\$200.00	Cut	Leon Andrews	75-76-151		Cut	Lester Ward	80-78-158
T-38	Jim Ferrier	73-71-72-76-292	\$200.00	Cut	Henry Castillo	78-73-151		Cut	Jake Zaslo	82-76-158
T-38	Claude Harmon	73-73-72-74-292	\$200.00	Cut	Art Doering	73-78-151		Cut	Sam Drake	80-79-159
T-38	Jim Turnesa	73-72-74-73-292	\$200.00	Cut	Stan Dudas	75-76-151		Cut	Merle Lint	82-77-159
T-38	Don Whitt	71-77-72-72-292	\$200.00	Cut	Joe Greer	78-73-151		Cut	John Suveges	81-78-159
T-44	Julius Boros	72-74-73-74-293	\$200.00	Cut	Charles Malchaski	78-73-151		Cut	Bob Toski	77-82-159
T-44	Wes Ellis Jr.	76-74-70-73-293	\$200.00	Cut	Bill Markham	76-75-151		Cut	Charles Brown	79-81-160
T-44	Scudday Horner	74-71-76-72-293	\$200.00	Cut	James Williams	74-77-151		Cut	Eddie Hamilton	82-78-160
T-44	Denny Shute	75-73-70-75-293	\$200.00	Cut	Sam Bernardi	75-77-152		Cut	Ron Montessor	78-82-160
T-44	Henry Williams	74-73-74-72-293	\$200.00	Cut	Dick Cline	75-77-152		Cut	Reggie Sauger	82-78-160
T-49	Don January	73-74-74-73-294	\$200.00	Cut	Bob Crow	75-77-152		Cut	Chuck Alexander	79-82-161
T-49	Mac Main	75-70-73-76-294	\$200.00	Cut	Manuel de la Torre	76-76-152		Cut	Bob Morris	82-80-162
T-49	Bill Ogden	73-69-76-76-294	\$200.00	Cut	Jim Farina	78-74-152		Cut	Jake Clark	80-83-163
T-49	Bo Wininger	77-73-71-73-294	\$200.00	Cut	Mike Fetchick	77-75-152		Cut	Jack Jones	84-80-164
T-53	Al Feginelli	70-77-73-75-295	\$200.00	Cut	Labron Harris Jr.	78-74-152		Cut	Jimmy Bellizzi	80-85-165
T-53	Bob Gajda	74-71-74-76-295	\$200.00	Cut	Lester Moe	75-77-152		WD	Mike Demassey	75
T-53	Frank Stranahan	74-72-70-79-295	\$200.00	Cut	Al Nelson	75-77-152		WD	Chandler Harper	73-77-150
T-56	Bill Ezinicki	77-67-76-76-296	\$200.00	Cut	Pat Rea	77-75-152		WD	Gene Webb	76-73-72-221
T-56	George Fazio	74-76-69-77-296	\$200.00	Cut	Skee Riegel	75-77-152				
T-58	John Barnum	75-73-72-77-297	\$200.00	Cut	Lou Warobick	74-78-152				
T-58	Bud Williamson	72-75-72-78-297	\$200.00	Cut	Charles Wipperman	77-75-152				

1958 Llanerch Country Club was the site of the first four-day, 72-hole stroke-play contest in PGA Championship history, and the first Championship covered by television. CBS broadcast three holes and the winner's award ceremony. On the first day, 28-year-old Dow Finsterwald led with a 3-under-par 67. After 36 holes, he shared the lead with Jay Hebert at 139. Sam Snead went ahead after 54 holes with 207. Going into the final round, Finsterwald was two back and shot a 31 on the front nine, on his way to posting a 67 for a two-stroke victory over Billy Casper.

Champion: Dow Finsterwald	
Colorado Springs, Colo.	
Site: Llanerch CC, Havertown, Pa.	
Date: July 17-20	Purse: \$39,388
Par: 35-35-70 (6,710 Yards)	Field: 161
36 Hole cut at 154	93 players advanced
54 Hole cut at 228	64 players advanced



	Course Avg	Under Par	At Par	Over Par	Round Leader	Low Round	Dow Finsterwald
Round 1:	76.8	7	2	152	Dow Finsterwald	67 - Dow Finsterwald	67 - 1st
Round 2:	76.1	6	7	141	D. Finsterwald, J. Hebert	67 - B. Casper, S. Snead	139 - (72) T-1
Round 3:	75.1	9	4	80	Sam Snead	66 - Walter Burkemo	209 - (70) 3rd
Round 4:	74.3	5	4	55	Dow Finsterwald	67 - Dow Finsterwald	276 - (67) 1st
Totals:	75.94	27	17	428			

Championship Summary

Place	Name	Score	Winnings	Place	Name	Score	Winnings	Place	Name	Score
1	Dow Finsterwald	67-72-70-67-276	\$5,500.00	T-56	Brien Charter	72-75-80-76-303	\$100.00	Cut	Donald Palmer	81-75-156
2	Billy Casper	73-67-68-70-278	\$3,500.00	T-56	Vic Ghezzi	75-74-76-78-303	\$100.00	Cut	Guy Paulsen	79-77-156
3	Sam Snead	73-67-67-73-280	\$2,400.00	T-56	Claude Harmon	77-75-76-75-303	\$100.00	Cut	Jim Rudolph	76-80-156
4	Jack Burke Jr.	70-72-69-70-281	\$2,000.00	T-59	Al Brosch	75-79-74-78-306	\$100.00	Cut	Gene Sarazen	78-78-156
T-5	Tommy Bolt	72-70-73-70-285	\$1,600.00	T-59	James Gantz	76-76-75-79-306	\$100.00	Cut	Jimmy Thompson	76-80-156
T-5	Julius Boros	72-68-73-72-285	\$1,600.00	T-59	Gus Salerno	79-75-74-78-306	\$100.00	Cut	Jim Turnesa	78-78-156
T-5	Jay Hebert	68-71-73-73-285	\$1,600.00	62	Larry Bartosek	75-79-74-79-307	\$100.00	Cut	Bob Bodington	74-83-157
T-8	Buster Cupit	71-74-69-73-287	\$1,300.00	63	Ewing Pomeroy	80-74-74-82-310	\$100.00	Cut	Dave Douglas	84-73-157
T-8	Ed Oliver	74-73-71-69-287	\$1,300.00	64	George Griffin	74-76-78-83-311	\$100.00	Cut	Vince Leskosky	82-75-157
T-8	Mike Souchak	75-69-69-74-287	\$1,300.00	Cut	Ernie Catropa	72-81-76-229		Cut	Paul McGuire	80-77-157
T-11	Doug Ford	72-70-70-76-288	\$1,016.00	Cut	Dick Demane	74-79-76-229		Cut	Chet Munson	80-77-157
T-11	Bob Rosburg	71-73-76-68-288	\$1,016.00	Cut	Max Evans	75-73-81-229		Cut	John Serafin	78-79-157
T-11	Art Wall	71-78-67-72-288	\$1,016.00	Cut	Chick Harbert	75-76-78-229		Cut	Bob Stuppel	81-76-157
T-14	Fred Hawkins	72-75-70-73-290	\$875.00	Cut	Jack Higgins	76-78-75-229		Cut	Joe Coonor	77-81-158
T-14	Dick Mayer	69-76-69-76-290	\$875.00	Cut	Jimmy Johnson	78-74-77-229		Cut	Bill Eggers	78-80-158
T-16	John Barnum	75-69-74-73-291	\$740.00	Cut	Charles Lepre	78-74-77-229		Cut	Charles Wipperman	78-80-158
T-16	Walter Burkemo	76-73-66-76-291	\$740.00	Cut	Bill Ogden	76-77-76-229		Cut	Jim Browning	79-80-159
T-16	Lionel Hebert	69-73-74-75-291	\$740.00	Cut	Johnny Palmer	73-80-76-229		Cut	Joseph Deigo	82-77-159
T-16	Bo Wininger	76-73-69-73-291	\$740.00	Cut	Denny Shute	77-72-80-229		Cut	Andy Gibson	81-78-159
T-20	Ted Kroll	69-74-75-74-292	\$566.00	Cut	Leo Biagetti	71-79-80-230		Cut	Furman Hayes	80-79-159
T-20	Cary Middlecoff	71-73-76-72-292	\$566.00	Cut	Tom Case	74-78-78-230		Cut	George Keyes	76-83-159
T-20	Eric Monti	73-71-73-75-292	\$566.00	Cut	Charles Harter	75-77-78-230		Cut	Bob Marshall	79-81-160
T-20	Bob Toski	79-70-71-72-292	\$566.00	Cut	Eddie Joseph	77-73-80-230		Cut	August Nordone	83-77-160
T-20	Ken Venturi	72-73-74-73-292	\$566.00	Cut	Sam Drake	73-80-78-231		Cut	Walter Romans	77-83-160
T-25	Pete Cooper	74-77-73-69-293	\$425.00	Cut	Arthur Harris	75-76-80-231		Cut	Al Smith	82-78-160
T-25	George Fazio	72-74-73-74-293	\$425.00	Cut	Bill Kaiser	75-77-79-231		Cut	Buddy Sullivan	80-80-160
T-25	Bob Gajda	75-70-75-73-293	\$425.00	Cut	Milon Marusic	80-73-78-231		Cut	Ray Bennett	78-83-161
T-25	Billy Maxwell	75-69-74-75-293	\$425.00	Cut	Joe Dodich	78-76-78-232		Cut	John Cook	80-81-161
T-29	Dick Shoemaker	79-72-73-70-294	\$335.00	Cut	Bob Grant	75-77-80-232		Cut	Bob Kay	81-80-161
T-29	Don Whitt	71-72-73-78-294	\$335.00	Cut	Frank Kiraly	75-74-83-232		Cut	Alex Sinclair	85-76-161
T-31	Mike Fetchick	74-76-71-74-295	\$270.00	Cut	Ock Willoweit	78-75-79-232		Cut	Chuck Dupree	79-84-163
T-31	Frank Stranahan	76-76-74-69-295	\$270.00	Cut	Phil Friel	79-74-80-233		Cut	Frank Whibley	86-77-163
T-33	Errie Ball	79-72-72-73-296	\$220.00	Cut	Bill Heinlein	75-77-81-233		Cut	Paul Biggy	83-81-164
T-33	Tom Talkington	75-73-73-75-296	\$220.00	Cut	Tod Menefee	77-75-81-233		Cut	Jim Farina	83-82-165
T-35	Herman Barron	75-71-75-76-297	\$162.00	Cut	Ray Goodell	74-79-81-234		Cut	Ralph Bond	85-81-166
T-35	Dick Cline	75-72-77-73-297	\$162.00	Cut	Monte Norcross	78-74-82-234		Cut	Gene Hamm	82-84-166
T-35	Bill Collins	71-70-77-79-297	\$162.00	Cut	Clyde Usina	75-79-80-234		Cut	Earl Martin	83-83-166
T-35	Mike Dietz	77-70-74-76-297	\$162.00	Cut	Billy Capps	76-76-84-236		Cut	Bob Moore	87-79-166
T-35	Felice Torza	69-72-75-81-297	\$162.00	Cut	Charles Bassler	78-77-155		Cut	Art Stuhler	80-87-167
T-40	Henry Castillo	75-76-75-72-298	\$110.00	Cut	Jack Bell	79-76-155		Cut	Woodrow Tucker	87-80-167
T-40	Bill Ezinicki	76-70-80-72-298	\$110.00	Cut	Francis Brown	77-78-155		Cut	Noel Epperson	83-85-168
T-40	Arnold Palmer	76-71-77-74-298	\$110.00	Cut	George Buzzini	78-77-155		Cut	Leonard Kennett	86-82-168
T-40	Skee Riegel	76-77-74-71-298	\$110.00	Cut	Clare Emery	76-79-155		Cut	Lester Moe	87-83-170
T-44	Eddie Burke	75-75-77-72-299	\$100.00	Cut	Otto Greiner	79-76-155		Cut	Carl Jans	87-84-171
T-44	Bob Crowley	70-76-73-80-299	\$100.00	Cut	Bob Hayes	81-74-155		WD	Jack Fleck	74
T-44	Bill Johnston	75-72-77-75-299	\$100.00	Cut	Harry McCarthy	79-76-155		WD	Elroy Marti	80
T-44	Dave Marr	72-79-74-74-299	\$100.00	Cut	Bob Reith	79-76-155		WD	Ken Wright	80
T-48	Ed Furgol	78-76-72-74-300	\$100.00	Cut	Ted Schleichter	78-77-155		WD	Wally Ulrich	82
T-49	Jackson Bradley	77-77-73-74-301	\$100.00	Cut	Charles Sheppard	77-78-155		WD	Jimmy Haynes	83
T-49	Jack Isaacs	74-75-78-74-301	\$100.00	Cut	Bud Williamson	78-77-155		WD	Clark Morrow	83
T-49	Chuck Klein	78-75-74-74-301	\$100.00	Cut	Louis Barbaro	79-77-156		DQ	Jimmy Demaret	69
T-49	Henry Williams	75-74-77-75-301	\$100.00	Cut	Al Bessellink	78-78-156				
T-53	Mike Krak	74-78-74-76-302	\$100.00	Cut	Chandler Harper	78-78-156				
T-53	Toby Lyons	75-73-74-80-302	\$100.00	Cut	Scudday Horner	81-75-156				
T-53	Thorne Wood	77-75-70-80-302	\$100.00	Cut	Paul Kern	79-77-156				

1957 Lionel Hebert won the final PGA Championship conducted at match play, defeating Dow Finsterwald, 3 and 1, at Miami Valley Golf Club in Dayton, Ohio. It was the second consecutive Championship contested with a 128-player field. In the finals, neither Hebert nor Finsterwald enjoyed larger than a 1-up advantage. Hebert's momentum turned at the 32nd hole when he made a 15-foot birdie putt to go 1-up. Each player matched birdies the next two holes before the 34th when Finsterwald hit into a creek in front of the green and failed to make par, boosting Hebert's lead to 2-up. With a routine par at the 35th hole, Hebert closed out the match, earning the \$8,000 check.

Defending Champion Jack Burke Jr. was ousted by Milon Marusic, 2 and 1, in the morning 18 holes the second day. Former Champions Doug Ford and Walter Burkemo also advanced, as Burkemo beat William Heinlien, 1-up, on the 19th hole and Tony Holquin, 1-up. Ford beat James Guinnup, 4 and 3, in the morning and Robert Gajda, 3 and 2, in the afternoon.

Finsterwald upset Sam Snead, 3 and 1, in the fourth round and then beat Charles Sheppard, 2-up, in the quarterfinals. Snead blamed his faulty driving. "I just drove aw-

Champion: Lionel Hebert, Lafayette, La.

Site: Miami Valley GC, Dayton, Ohio

Date: July 17-21 **Purse:** \$42,100

Par: 36-35-71 **Field:** 128

Road to the Finals

Lionel Hebert beat	Round	Dow Finsterwald beat
Max Evans, 2-up	1st Round	Ted Slechter, 1-up
Marty Furgol, 3 and 1	2nd Round	Bud Williamson, 3 and 2
Charles Farlow, 3 and 1	3rd Round	Joe Kirkwood Jr., 2 and 1
Mike Souchak, 2 and 1	4th Round	Sam Snead, 3 and 1
Claude Harmon, 2 and 1	Quarterfinals	Charles Sheppard, 2-up
Walter Burkemo, 3 and 1	Semifinals	Don Whitt, 2-up



First Round 18 Holes	Second Round 18 Holes	Third Round 18 Holes	Fourth Round 18 Holes	Quarterfinal 36 Holes	Semifinal 36 Holes	Final 36 Holes
Brien Charter -----	Charter 4 and 3	Charter 1-up				
Ruf Coffey -----						
Arthur Jones -----	Bartosek 1-up (21)					
Matthew Bartosek -----			Souchak 4 and 3			
Joe Greer -----	Besselink 1-up					
Al Besselink -----		Souchak 1-up (19)				
Mike Souchak -----	Souchak 5 and 3			L. Hebert 2 and 1		
Charles Johnson -----						
Edward Garfield -----	Farlow 1-up (19)	Farlow 2 and 1				
Charles Farlow -----			L. Hebert 3 and 1			
Furman Hayes -----	Hayes 2 and 1					
Bennie Taski -----						
Max Evans -----	Hebert 2-up	L. Hebert 3 and 1				
Lionel Hebert -----						
Marty Furgol -----	Furgol 4 and 2				L. Hebert 2 and 1	
Eddie Burke -----						
Jerry Gianferante -----	Gianferante 5 and 4					
Joseph Connor -----		Harmon 2 and 1				
Claude Harmon -----	Harmon 3 and 2		Harmon 4 and 3			
Ed Carpenter -----						
Skip Alexander -----	Bassler 3 and 1	Bassler 1-up				
Charles Bassler -----				Harmon 1-up		
Arthur Doering -----	Isaacs 4 and 3					
Jack Isaacs -----						
Bill Hanger -----	Briggs 3 and 2	Briggs 1-up				
Eldon Briggs -----						
Terl Johnson -----	Fleck 4 and 3					
Jack Fleck -----			Bolt 7 and 6			
Don Fairfield -----	Littler 1-up					
Gene Littler -----		Bolt 1-up				
Tommy Bolt -----	Bolt 1-up (19)					
Henry Castillo -----						L. Hebert 3 and 1
Herman Keiser -----	Keiser 2-up					
Bill Collins -----		Keiser 3 and 2				
Vic Ghezzi -----	Ghezzi 1-up					
Howie DeAngelus -----			Ransom 5 and 3			
Floyd Hamblen -----	Bradley 3 and 2	Ransom 1-up				
Jackson Bradley -----				Burkemo 5 and 4		
Henry Ransom -----	Ransom 3 and 1					
Mike Fetchick -----						
Frank Gelhot -----	Fazio 4 and 2	Holquin 1-up				
George Fazio -----			Burkemo 1-up			
Harry Dee -----	Holquin 5 and 4					
Tony Holquin -----		Burkemo 1-up (19)				
Bill Ezinicki -----	Heinlein 3 and 2					
William Heinlein -----						
Toby Lyons -----	Burkemo 1-up					
Walter Burkemo -----					Burkemo 3 and 2	
Leland Gibson -----	Gibson 4 and 3	Harper Jr. 3 and 2				
Joe Dante -----						
Charles Harper Jr. -----	Harper Jr. 1-up			J. Hebert 1-up		
Ray Hill -----						
Errie Ball -----	Hebert 1-up (19)	J. Hebert 6 and 5				
Jay Hebert -----						
Clarence Doser -----	Feminelli 1-up (21)			J. Hebert 3 and 2		
Albert Feminelli -----						
Bob Gajda -----	Gajda 6 and 5	Gajda 4 and 2				
Armand Farina -----						
Ed Furgol -----	Browning 2 and 1		Ford 3 and 2			
Jim Browning -----						
James Johnson -----	Guinnup 1-up	Ford 4 and 3				
James Guinnup -----						
Doug Ford -----						
Denny Champagne -----	Ford 4 and 3					

ful,” said Snead after his loss to Finsterwald. Snead hit two drives out-of-bounds with hooks as he was out in 39, the high nine-hole score for any of the contestants.

In the fourth round, U.S. Open winner Dick Mayer edged Ted Kroll, 1-up, but then was upset by Don Whitt, 2 and 1, in the quarterfinals. Jay Hebert, brother of the eventual Champion, also upset Doug Ford in the fourth round, 3 and 2, but then was defeated by Walter Burkemo, 2 and 1.

Lionel Hebert, who edged Claude Har-

mon, 2 and 1, in the quarterfinals, went on to down Walter Burkemo, 3 and 1, in the semifinals. Burkemo was 1-up after the morning round and was 2-up after Hebert called a penalty stroke against himself. Hebert said the ball moved on the 19th green as he was about to make his address. During the next eight holes, Hebert out-putted Burkemo, who had two 3-putts, and took a 2-up lead at the 27th hole. Burkemo won the 28th hole, but lost the 32nd hole, and Hebert ended the match with a 5-iron to

within a foot for a birdie at the 35th hole. In the other semifinal, Finsterwald defeated Don Whitt, 2-up, but not before Whitt aced the 13th hole with an 8-iron in the morning round to square the match at the halfway mark. In the afternoon Whitt birdied the 25th hole to move 1-up, then bogeyed the 27th hole. Finsterwald grabbed the lead for good at the 30th hole when Whitt drove out-of-bounds, and birdied the 36th holes for a 2-up decision.

Final 36 Holes	Semifinal 36 Holes	Quarterfinal 36 Holes	Fourth Round 18 Holes	Third Round 18 Holes	Second Round 18 Holes	First Round 18 Holes
L. Hebert 2 and 1	Finsterwald 2-up	Whitt 2 and 1	Marusic 2 and 1	Marusic 2 and 1	Burke 4 and 2	----- Jack Burke ----- Gene Marchi
				Krak 2 and 1	Marusic 4 and 3	----- Milon Marusic ----- Leonard Wagner
			Whitt 4 and 3	Vines 1-up	Krak 3 and 2	----- Chandler Harper ----- Mike Krak
				Whitt 1-up	Springer 3 and 2	----- Gil Sellers ----- Marshall Springer
		Mayer 1-up	Kroll 4 and 3	Kroll 2 and 1	Shute 3 and 2	----- Bob Toski ----- Denny Shute
				Pomeroy 3 and 1	Vines 5 and 4	----- Clark Morrow ----- Ellsworth Vines
			Mayer 5 and 3	Smith 1-up (19)	Lindner 3 and 2	----- Bob Stupp ----- Henry Lindner
				Mayer 1-up	Whitt 2 and 1	----- Donald Whitt ----- Augie Nordone
	Finsterwald 2-up	Sheppard 4 and 3	Smith 3 and 2	Riegel 3 and 2	Kroll 5 and 3	----- Ted Kroll ----- Hans Merrell
				Smith 1-up	Nary 2 and 1	----- Bill Nary ----- Jim Turnesa
			Sheppard 2-up	Sheppard 2-up	Pomeroy 1-up (19)	----- Toney Tiso ----- Ewing Pomeroy
				White 1-up (21)	Schneider 5 and 4	----- Ernest Schneider ----- Bob Kivlin
		Finsterwald 2 and 1	Snead 3 and 2	Snead 4 and 3	Smith 1-up	----- Fred Hawkins ----- Al Smith
				Thoren 3 and 1	Palmer 3 and 2	----- Charles Wiperman ----- Johnny Palmer
			Finsterwald 2 and 1	Finsterwald 3 and 2	Mayfield 3 and 2	----- Len Kennett ----- Shelley Mayfield
				Kirkwood Jr. 1-up	Mayer 6 and 5	----- Dick Mayer ----- Arthur Stuhler
					Riegel 1-up (19)	----- Chick Harbert ----- Skee Riegel
					Wall 1-up (22)	----- Monte Norcross ----- Art Wall
					Johnston 3 and 2	----- William Johnston ----- Palmer Lawerence
					Smith 1-up	----- Warren Smith ----- Joseph Sodd
					Sheppard 1-up	----- Felice Torza ----- Charles Sheppard
					Moore 3 and 2	----- John Dalrymple ----- Robert Moore
					Keyes 1-up	----- George Keyes ----- Gordon Leishman
					White 6 and 5	----- Buck White ----- Robert Whitaker
					Snead 4 and 2	----- Sam Snead ----- John Serafin
					Watrous 1-up (22)	----- Rod Munday ----- Al Watrous
					Thoren 1-up (22)	----- John Thoren ----- James Peer
					Bernardi 1-up (23)	----- Sam Bernardi ----- Verl Stinchcome
					Finsterwald 1-up	----- Dow Finsterwald ----- Theodore Sleichter
					Williamson 5 and 4	----- Bud Williamson ----- Wayne Otis
					Kirkwood Jr. 3 and 2	----- Joe Kirkwood Jr. ----- John Spencer
					Watson 1-up	----- Earl Martin ----- Robert Watson

1956 Jack Burke Jr. overcame a two-hole deficit in the morning round at Blue Hill Golf & Country Club in Canton, Mass., to defeat Ted Kroll, 3 and 2, in the first PGA Championship featuring a 128-player match-play field. Burke's rally in the afternoon half of the 36-hole final came after falling 3-down on the 19th hole. But he rallied by winning five of the next seven holes and posted a 32. With a 2-up lead going into the final nine, Burke claimed victory on the 34th hole, when Kroll bogeyed.

It was Burke's second major championship of the year, having captured the Masters that April. Kroll, who was awarded the Purple Heart during service in World War II, suffered his second disappointment in a major. He was in contention on the closing holes of the 1956 U.S. Open, only to see Cary Middlecoff take the title.

Champion: Jack Burke Jr., Kiamesha Lake, N.Y.	
Site: Blue Hill G & CC, Canton, Mass.	
Date: July 20-24	Purse: \$40,000
Par: 36-35-71	Field: 128

Road to the Finals		
Jack Burke Jr. beat	Round	Ted Kroll beat
Leon Pounders, 2 and 1	1st Round	Roger Peacock, 2 and 1
Bill Collins, 5 and 3	2nd Round	George Keyes, 2-up
Fred Haas Jr., 1-up (20)	3rd Round	Michael Rooney, 3 and 2
Chandler Harper, 3 and 2	4th Round	Jim Turnesa, 1-up
Fred Hawkins, 4 and 2	Quarterfinals	Sam Snead, 2 and 1
Ed Furgol, 1-up (37)	Semifinals	William Johnston, 10 and 8



First Round 18 Holes	Second Round 18 Holes	Third Round 18 Holes	Fourth Round 18 Holes	Quarterfinal 36 Holes	Semifinal 36 Holes	Final 36 Holes
Elmer Reed -----	Browning 1-up	Harper Jr..				
Jim Browning -----		2-up				
Johnny Revolta -----	Harper Jr. by default		Harper Jr..			
Chandler Harper Jr. -----			1-up			
Larry Bartosck -----	Lichardus 1-up	Lichardus		Burke		
Milton Lichardus -----		2 and 1		3 and 2		
Dick Mayer -----	Mayer 4 and 3					
Bob Schechter -----						
Joe Brown -----	Thoren 1-up	Haas Jr..				
John Thoren -----		2 and 1				
Fred Haas Jr. -----	Haas Jr. 1-up		Burke			
Ron LaParl -----			1-up (20)			
Bill Collins -----	Collins 4 and 3	Burke				
Tom Blaskovich -----		5 and 3				
Jack Burke -----	Burke 2 and 1					
Leon Pounders -----						
Fred Baker -----	Marti 1-up (19)	Hawkins				
Elroy Marti -----		6 and 5				
Fred Hawkins -----	Hawkins 2 and 1		Hawkins			
Felice Torza -----			1-up (19)			
Robert Moore -----	Moore 1-up	Wall				
Jim Rudolph -----		5 and 4				
Art Wall -----	Wall 5 and 4			Hawkins		
Warren Smith -----	Moe 2-up	Hebert		4 and 3		
Howard Kluth -----		2 and 1				
Lester Moe -----	Hebert 6 and 4		Hebert			
Lionel Hebert -----			3 and 1			
Fred Blanchard -----	Riegel 5 and 4	Riegel				
Albert Maus -----		1-up				
Skee Riegel -----	Harbert 1-up (20)					
Chick Harbert -----						
Henry Williams Jr. -----	Lyons 3 and 2	Lyons				
Furman Hayes -----		3 and 2				
Toby Lyons -----	Cavanaugh 2 and 1		Lyons			
Don Fairfield -----			3 and 2			
Gil Cavanaugh -----	Lepre 2-up	Lepre				
Emery Thomas -----		1-up (21)				
Charles Lepre -----	Demaret 4 and 3					
Jimmy Demaret -----				Johnson		
Robert Hayes -----	Johnson 1-up	Johnson		1-up (19)		
Terl Johnson -----		2 and 1				
Warren Orlick -----	Smith 1-up (22)		Johnson			
Vic Ghezzi -----			4 and 2			
Al Smith -----	DuPree 1-up (19)	DuPree				
Charles DuPree -----		3 and 2				
Babe Orff -----	Prentice 1-up					
Tommy Bolt -----						
Charles Prentice -----	Greiner 1-up (20)	Fetchick				
Tony Barkovich -----		3 and 2				
Otto Greiner -----	Fetchick 3 and 2					
Mike Fetchick -----			Kay			
Jimmy Johnson -----	Kay 2 and 1	Kay	1-up			
Frank Kiraly -----		4 and 3				
Robert Kay -----	Bradley 3 and 2					
Jackson Bradley -----						
Richard Haskell -----	Isaacs 3 and 2	Furgol				
Ralph Dillow -----		5 and 4				
Jack Isaacs -----	Furgol 5 and 4					
Ed Furgol -----			Furgol			
Stan Dudas -----	Nordone 3 and 1	Barber	2 and 1			
Augie Nordone -----		4 and 3				
Earl Martin -----						
Jerry Barber -----	Barber 6 and 5					
J.L. McReynolds -----						

Defending Champion Doug Ford edged Mike Dietz on the fifth extra hole in the second round by holing a 40-yard wedge pitch for a birdie-3. Ford's fortunes ended there, as he bowed to former PGA Champion Walter Burkemo, 5 and 3, in the afternoon.

Veterans Gene Sarazen and Sam Snead each won two matches in the second round, while Jim Turnesa took 20 holes in the afternoon to beat former U.S. Open winner Jack Fleck, 1-up. Snead fell in the third day

after downing Sarazen, 5 and 4, in the morning round. But, Snead's putter was his undoing in the afternoon, as he fell to Ted Kroll, 2 and 1. For the 35 holes that Kroll played, he one-putted eight times.

In the semifinals, Burke overcame a five-hole deficit to win a thrilling extra-hole match against Ed Furgol. Burke was 5-down after the 14th hole in his 36-hole match with Furgol. By winning the 15th, 16th and 18th holes, he was only down by two holes going to lunch. In the afternoon,

Burke fell back to 3-down, but won five holes in a row, starting at the 24th hole, to take the lead for the first time. Burke had a 2-up lead, only to see the match get squared with Furgol birdies at the 30th and 35th holes. At the final hole, both players made birdie, and Burke won the match with a 12-footer at the 37th hole for another birdie. In the other match, Kroll rolled past Bill Johnston, 10 and 8, in a match in which Johnston slumped to an 81 in the morning round.

Final 36 Holes	Semifinal 36 Holes	Quarterfinal 36 Holes	Fourth Round 18 Holes	Third Round 18 Holes	Second Round 18 Holes	First Round 18 Holes
Burke 3 and 2	Kroll 10 and 8	Johnston 3 and 2	Burkemo 5 and 3	Ford 1-up (23)	Ford 3 and 2	Doug Ford
				Burkemo 2 and 1	Dietz 5 and 4	Buddy Viar
Kroll 2 and 1	Snead 5 and 4	Ransom 2-up	Johnston 4 and 3	Johnston 2 and 1	Burkemo 7 and 6	Mike Dietz
				Fortino 1-up	Zander 5 and 4	Richard Hendrickson
Kroll 3 and 2	Snead 4 and 3	Ransom 1-up (23)	Worsham 5 and 4	Ransom 2 and 1	Hebert 3 and 1	Walter Burkemo
				Harmon 3 and 1	Johnston 2 and 1	"Skip" Alexander
Kroll 1-up	Sarazen 3 and 2	Snead 1-up (20)	Kroll 2-up	Worsham 3 and 2	Kirkwood Jr. 1-up (19)	Robert Zander
				Mayfield 1-up	Fortino 3 and 2	Sam Speer
Kroll 2-up	Sarazen 1-up (19)	Snead 2-up	Kroll 2-up	Snead 1-up (20)	Furgol 3 and 1	Jay Hebert
				Toski 3 and 1	Ransom 1-up	William Heinlein
Kroll 2-up	Sarazen 1-up (20)	Snead 2-up	Kroll 2-up	Sarazen 1-up (19)	Besselink 3 and 2	William Johnston
				Krak 2-up	Harmon 4 and 3	Guy Paulsen
Kroll 2-up	Sarazen 1-up (20)	Snead 2-up	Kroll 2-up	Krak 2-up	Worsham 3 and 2	Pete Burke
				Brandenburg 2 and 1	Kennett 5 and 4	Joe Kirkwood Jr.
Kroll 2-up	Sarazen 1-up (20)	Snead 2-up	Kroll 2-up	Kroll 2-up	Mayfield 2 and 1	Charles Bassler
				Keyes 1-up (19)	Vines 3 and 2	Tony Fortino
Kroll 2-up	Sarazen 1-up (20)	Snead 2-up	Kroll 2-up	Rooney 2 and 1	Snead 2 and 1	Marty Furgol
				Fleck 6 and 5	O'Donnell 2 and 1	Milon Marusic
Kroll 2-up	Sarazen 1-up (20)	Snead 2-up	Kroll 2-up	Turnesa 1-up (20)	Toski 2 and 1	Steve Doctor
				Adkisson 2 and 1	Turnesa 5 and 3	Henry Ransom
Kroll 2-up	Sarazen 1-up (20)	Snead 2-up	Kroll 2-up	Turnesa 1-up (20)	Sarazen 5 and 4	Al Besselink
				Adkisson 2 and 1	Lundahl 3 and 2	William Doll
Kroll 2-up	Sarazen 1-up (20)	Snead 2-up	Kroll 2-up	Adkisson 2 and 1	Krak 3 and 2	Clyde Usina
				Adkisson 2 and 1	Brandenburg 2 and 1	Claude Harmon
Kroll 2-up	Sarazen 1-up (20)	Snead 2-up	Kroll 2-up	Adkisson 2 and 1	Brandenburg 2 and 1	Lew Warsham
				Adkisson 2 and 1	Brandenburg 2 and 1	Ed Wysowski
Kroll 2-up	Sarazen 1-up (20)	Snead 2-up	Kroll 2-up	Adkisson 2 and 1	Brandenburg 2 and 1	Len Kennett
				Adkisson 2 and 1	Brandenburg 2 and 1	Alex Hackney
Kroll 2-up	Sarazen 1-up (20)	Snead 2-up	Kroll 2-up	Adkisson 2 and 1	Brandenburg 2 and 1	Shelley Mayfield
				Adkisson 2 and 1	Brandenburg 2 and 1	James Scott
Kroll 2-up	Sarazen 1-up (20)	Snead 2-up	Kroll 2-up	Adkisson 2 and 1	Brandenburg 2 and 1	Ellsworth Vines
				Adkisson 2 and 1	Brandenburg 2 and 1	James Guinnup
Kroll 2-up	Sarazen 1-up (20)	Snead 2-up	Kroll 2-up	Adkisson 2 and 1	Brandenburg 2 and 1	Sam Snead
				Adkisson 2 and 1	Brandenburg 2 and 1	Johnny Weitzel
Kroll 2-up	Sarazen 1-up (20)	Snead 2-up	Kroll 2-up	Adkisson 2 and 1	Brandenburg 2 and 1	Bob Veylupek
				Adkisson 2 and 1	Brandenburg 2 and 1	John O'Donnell
Kroll 2-up	Sarazen 1-up (20)	Snead 2-up	Kroll 2-up	Adkisson 2 and 1	Brandenburg 2 and 1	Bob Taski
				Adkisson 2 and 1	Brandenburg 2 and 1	Steve Blatnak
Kroll 2-up	Sarazen 1-up (20)	Snead 2-up	Kroll 2-up	Adkisson 2 and 1	Brandenburg 2 and 1	Bill Ezinicki
				Adkisson 2 and 1	Brandenburg 2 and 1	Mike Turnesa
Kroll 2-up	Sarazen 1-up (20)	Snead 2-up	Kroll 2-up	Adkisson 2 and 1	Brandenburg 2 and 1	Gene Sarazen
				Adkisson 2 and 1	Brandenburg 2 and 1	Ansel Snow
Kroll 2-up	Sarazen 1-up (20)	Snead 2-up	Kroll 2-up	Adkisson 2 and 1	Brandenburg 2 and 1	Denny Champagne
				Adkisson 2 and 1	Brandenburg 2 and 1	Dick Lundahl
Kroll 2-up	Sarazen 1-up (20)	Snead 2-up	Kroll 2-up	Adkisson 2 and 1	Brandenburg 2 and 1	Ed Oliver
				Adkisson 2 and 1	Brandenburg 2 and 1	Mike Krak
Kroll 2-up	Sarazen 1-up (20)	Snead 2-up	Kroll 2-up	Adkisson 2 and 1	Brandenburg 2 and 1	Buford Widener
				Adkisson 2 and 1	Brandenburg 2 and 1	Wilbur Brandenburg
Kroll 2-up	Sarazen 1-up (20)	Snead 2-up	Kroll 2-up	Adkisson 2 and 1	Brandenburg 2 and 1	Ted Kroll
				Adkisson 2 and 1	Brandenburg 2 and 1	Roger Peacock
Kroll 2-up	Sarazen 1-up (20)	Snead 2-up	Kroll 2-up	Adkisson 2 and 1	Brandenburg 2 and 1	George Keyes
				Adkisson 2 and 1	Brandenburg 2 and 1	Wayne Otis
Kroll 2-up	Sarazen 1-up (20)	Snead 2-up	Kroll 2-up	Adkisson 2 and 1	Brandenburg 2 and 1	Leo Biagetti
				Adkisson 2 and 1	Brandenburg 2 and 1	Tony Holguin
Kroll 2-up	Sarazen 1-up (20)	Snead 2-up	Kroll 2-up	Adkisson 2 and 1	Brandenburg 2 and 1	Jim Milward
				Adkisson 2 and 1	Brandenburg 2 and 1	Michael Rooney
Kroll 2-up	Sarazen 1-up (20)	Snead 2-up	Kroll 2-up	Adkisson 2 and 1	Brandenburg 2 and 1	Jack Fleck
				Adkisson 2 and 1	Brandenburg 2 and 1	Fred Gromauer
Kroll 2-up	Sarazen 1-up (20)	Snead 2-up	Kroll 2-up	Adkisson 2 and 1	Brandenburg 2 and 1	Hap Malia
				Adkisson 2 and 1	Brandenburg 2 and 1	Gordon Haberkorn
Kroll 2-up	Sarazen 1-up (20)	Snead 2-up	Kroll 2-up	Adkisson 2 and 1	Brandenburg 2 and 1	Jim Turnesa
				Adkisson 2 and 1	Brandenburg 2 and 1	Ted Hugu
Kroll 2-up	Sarazen 1-up (20)	Snead 2-up	Kroll 2-up	Adkisson 2 and 1	Brandenburg 2 and 1	Dean Adkisson
				Adkisson 2 and 1	Brandenburg 2 and 1	Edward Garfield

1955 Doug Ford scored a 4-and-3 victory over Cary Middlecoff in a match that was tightly contested through the first 27 holes at Meadowbrook Country Club in Northville, Mich. Despite a morning 66 by Ford, Middlecoff battled to a 1-up lead with a 67. Ford rallied in the afternoon, squaring the match for the fourth time on the 26th hole with a birdie. He then birdied the 29th, 30th and 32nd holes to take a 3-up advantage and closed the match with a par-4 at the 33rd hole. It was a storybook week for Ford, competing in his first PGA Champi-

Champion: Doug Ford, West Haven, Conn.

Site: Meadowbrook CC, Northville, Mich.

Date: July 20-26


Purse: \$20,700

Par: 35-36-71

Field: 134

Road to the Finals

Doug Ford beat	Round	Cary Middlecoff beat
George Fazio, 2 and 1	1st Round	Walter Burkemo, 2 and 1
Ted Kroll, 2 and 1	2nd Round	Bill Nary, 3 and 2
Wally Ulrich, 12 and 10	3rd Round	Mike Pavella, 8 and 6
Fred Hawkins, 5 and 4	Quarterfinals	Jack Burke Jr., 1-up (40)
Shelly Mayfield, 4 and 3	Semifinals	Tommy Bolt, 4 and 3



Qual. Score	First Round 18 Holes	Second Round 18 Holes	Third Round 36 Holes	Quarterfinal 36 Holes	Semifinal 36 Holes	Final 36 Holes
144 Brien Charter		Charter 2 and 1				
147 Jimmy Johnson			Charter 1-up			
141 Jerry Barber		Hebert 2 and 1				
145 Lionel Hebert				Fairfield 2 and 1		
142 Don Fairfield		Fairfield 3 and 1				
146 Walter Romans			Fairfield 1-up (23)			
138 Pete Cooper		Ghezzi 4 and 3			Mayfield 3 and 2	
145 Vic Ghezzi						
143 Gene Sarazen		Sarazen 6 and 4				
147 Clarence Doser			Mayfield 4 and 3			
140 Shelley Mayfield		Mayfield 6 and 5		Mayfield 1-up		
145 Ted Neist						
142 Claude Harmon		Harmon 5 and 4				
146 Mike Turnesa			Harmon 2 and 1			
137 Errie Ball		Briggs 1-up				
144 Eldon Briggs						Ford 4 and 3
143 Gus Salerno		Salerno 2 and 1				
147 Gunnard Johnson			Furgol 1-up (20)			
140 Ed Furgol		Furgol 1-up (20)				
145 Jimmy Gauntt				Hawkins 6 and 5		
142 Fred Hawkins		Hawkins 3 and 2				
146 Eddie Joseph			Hawkins 2-up			
137 Skee Riegel		Haas Jr. 3 and 2			Ford 5 and 4	
145 Fred Haas Jr.						
142 Mike Dietz		Wagner 1-up				
147 Leonard Wagner			Ulrich 2-up			
139 Wally Ulrich		Ulrich 1-up (19)		Ford 12 and 10		
145 Dutch Harrison						
141 Ted Kroll		Kroll 3 and 2				
146 Buck White			Ford 2 and 1			
135 Doug Ford		Ford 2 and 1				
144 George Fazio						
139 Chick Harbert		Harbert 3 and 1				
144 Eric Monti			Palmer 1-up			
141 Johnny Palmer		Palmer 5 and 4				
146 Roy Wallin				Worsham 6 and 5		
139 Lew Worsham		Worsham 2 and 1				
145 Dick Lundahl			Worsham 2 and 1			
142 Jackson Bradley		Hill 2 and 1				
146 Roy Hill						
137 Sam Snead		Snead 2 and 1				
144 Albert Feminelli			Bolt 3 and 2			
142 Tommy Bolt		Bolt by default				
146 Al Watrous				Bolt 3 and 1		
140 Jack Fleck		Fleck 4 and 2				
145 Joe Zarhardt			Fleck 2 and 1			
143 Jay Hebert		Hebert 4 and 3				
147 Alex Redl						
137 Cary Middlecoff		Middlecoff 2 and 1				
144 Walter Burkemo			Middlecoff 3 and 2			
142 Bill Nary		Nary 2 and 1		Middlecoff 8 and 6		
146 Darwin White						
140 Ed Oliver		Browning 3 and 2				
145 Jim Browning			Pavella 4 and 3			
143 Mike Pavella		Pavella 3 and 2				
147 Bob Kay						
138 Marty Furgol		Furgol 3 and 2				
145 Jack Igoe			Furgol 1-up			
142 Tony Holguin		Holguin 1-up				
146 Joe Greer						
140 Jack Burke		Burke 4 and 2		Burke 2 and 1		
145 Guy Paulsen			Burke 8 and 6			
146 Dave Douglas		Douglas 4 and 3				
147 Herman Scharlau						

onship and becoming the first player to win under that scenario since Tom Creavy in 1931. He was also the fourth player in PGA Championship match-play history to win the Championship after winning medalist honors. Other players to achieve that feat were Walter Hagen (1926), Olin Dutra (1932), and Byron Nelson (1945). In 1927, Hagen shared medalist honors with Jim Turnesa.

Ford also became the last to achieve medalist-to-champion distinction, as The PGA of America eliminated the 36-hole qualifier in 1956, doubling the field to 128 participants who went straight into match play.

With Ford dominating the 36-hole qualifying round with a 135 total, there were notables who didn't make it to match play. The list included two-time PGA Champion Denny Shute (148) and past Champions Jim Turnesa (151) and Chandler Harper (152).

The Championship's first day featured the defeat of all the past Champions, including Sam Snead. Snead fell to Tommy Bolt, 3 and 2, in the afternoon, closing out the contest in spectacular fashion, holing out from a greenside bunker at the 16th hole. The defending Champion, Chick Harbert, who beat Eric Monti, 3 and 1, in the morning match, was forced out in the afternoon, 1-up, by Johnny Palmer, who had been a finalist with Snead in 1949. Walter Burkemo fell to Middlecoff, 2 and 1; while Gene Sarazen was routed, 6 and 4, by Shelley Mayfield in the afternoon. Vic Ghezzi lost in the afternoon, 1-up, to Don Fairfield.

The highlight early-round match belonged to Middlecoff, who rallied to beat week-long roommate Jack Burke Jr., 1-up, in 40 holes. Middlecoff bounced back from a five-hole deficit in the morning round, and birdied the 35th and 36th holes to send the match into extra holes. Middlecoff ended things with a par on the 40th hole.

1954 Chick Harbert, who was a runner-up in 1947 and 1952, avenged those disappointments by defeating defending Champion Walter Burkemo, 4 and 3, at Keller Golf Club in St. Paul, Minn. Burkemo began the match strong, winning three of the first four holes in his bid to become the first repeat PGA Champion since Denny Shute in 1936-37.

However, Harbert played the next 29 holes in 8-under par, surrendering only one hole to Burkemo. Harbert took control of the contest with wedge shots landing within

Champion: Chick Harbert, Northville, Mich.

Site: Keller GC, St. Paul, Minn.

Date: July 21-27

Purse: \$20,700

Par: 36-35 - 71

Field: 134

Road to the Finals

Chick Harbert beat	Round	Walter Burkemo beat
Mike Krak, 5 and 3	1st Round	Dave Douglas, 4 and 2
John O'Donnell, 3 and 1	2nd Round	Claude Harmon, 2 and 1
Ed Oliver, 3 and 1	3rd Round	Johnny Revolta, 4 and 3
Jerry Barber, 1-up	Quarterfinals	Roberto De Vincenzo, 8 and 6
Tommy Bolt, 1-up	Semifinals	Cary Middlecoff, 3 and 1



Qual. Score	First Round 18 Holes	Second Round 18 Holes	Third Round 36 Holes	Quarterfinal 36 Holes	Semifinal 36 Holes	Final 36 Holes
144 Tommy Bolt	-----	Bolt 2 and 1				
147 Mike Turnesa	-----		Bolt 2 and 1			
142 Bob Kay	-----	Doering 1-up		Bolt 2 and 1		
146 Arthur Doering	-----					
143 Pat Circelli	-----	Browning 2 and 1	Browning 1-up			
147 Jim Browning	-----					
140 Ed Furgol	-----	Furgol 3 and 2				
145 Johnny Weitzel	-----					
144 Jim Milward	-----	Milward 2 and 1	Snead 4 and 3		Bolt 1-up (39)	
147 Mike Homa	-----					
141 Tony Holguin	-----	Snead 1-up		Snead 7 and 6		
146 Sam Snead	-----					
142 Johnny Palmer	-----	Palmer 3 and 2	Harrison 4 and 3			
146 Labron Harris	-----					
137 Jack Burke	-----	Harrison 1-up				Harbert 1-up
145 Dutch Harrison	-----					
144 Joe Greer	-----	Trombley 3 and 2	Bassler 5 and 4			
147 Bill Trombley	-----					
141 Toney Penna	-----	Bassler 3 and 1		Barber 1-up (38)		
146 Charles Bassler	-----					
142 Jerry Barber	-----	Barber 2 and 1	Barber 1-up (19)			
146 Bob Gajda	-----					
139 Fred Haas Jr.	-----	Haas Jr. 1-up (19)				
145 Lou Barbaro	-----					
143 Chick Harbert	-----	Harbert 5 and 3	Harbert 3 and 1		Harbert 1-up	
147 Mike Krak	-----					
141 Phil Friel	-----	O'Donnell 3 and 2		Harbert 3 and 1		
146 John O'Donnell	-----					
142 Clarence Doser	-----	Nary 3 and 1	Oliver 1-up			
146 Bill Nary	-----					
136 Ed Oliver	-----	Oliver 4 and 3				
145 Jackson Bradley	-----					
141 Walter Burkemo	-----	Burkemo 4 and 2	Burkemo 2 and 1	Burkemo 4 and 3		
144 Dave Douglas	-----					
142 Claude Harmon	-----	Harmon 6 and 5				
146 Eric Monti	-----					
140 Johnny Revolta	-----	Revolta 3 and 2	Revolta 5 and 4		Burkemo 5 and 4	
146 Ellsworth Vines	-----					
143 Jimmy Clark	-----	Lyons 1-up				
147 Toby Lyons	-----					
139 Roberto De Vincenzo	-----	De Vincenzo 5 and 4	De Vincenzo 4 and 3	De Vincenzo 8 and 6		
145 Gene Webb	-----					
142 Henry Ransom	-----	Ransom 2 and 1				
146 Herman Keiser	-----					
141 Marty Furgol	-----	Marti 4 and 3	Marti 2-up			
146 Elroy Marti	-----					
144 Frank Commisso	-----	Williams Jr. 3 and 2				
147 Henry Williams Jr.	-----					
137 Cary Middlecoff	-----	Middlecoff 1-up	Middlecoff 2 and 1			
145 Joe Brown	-----					
142 Bob Taski	-----	Taski 5 and 4		Middlecoff 5 and 4		
146 Jim Turnesa	-----					
141 Ted Krall	-----	Kroll 3 and 2	Kroll 1-up (24)			
146 Leonard Wagner	-----					
144 Orville White	-----	Evans 2 and 1				
147 Max Evans	-----					
139 Shelley Mayfield	-----	Mayfield 4 and 3	Mayfield 5 and 4		Middlecoff 3 and 1	
145 Jimmy Hines	-----					
143 Wally Ulrich	-----	Ulrich 2 and 1		Mayfield 3 and 2		
147 Pat Abbott	-----					
142 James Scott	-----	Smith 5 and 4	Smith 3 and 2			
146 Horton Smith	-----					
144 Milton Marusic	-----	Isaacs 3 and 2				
147 Jack Isaacs	-----					

inches at the 19th and 20th holes, to build a 3-up lead. Burkemo had opportunities to trim the lead, but could not make a series of critical putts.

To reach the final, Harbert needed to drop a 15-foot birdie putt on the 18th green in his semifinal against Tommy Bolt for a 1-up decision.

The Championship's early-round matches included a first-round 5-and-4 morning victory by Bob Toski over past Champion Jim Turnesa. Burkemo defeated Dave Douglas, 4 and 2, and then Claude Harmon, 2 and 1. Burkemo had beaten both men in 1953 en route to his victory. One of the best matches of the day saw Jack Burke Jr. shoot a 67, before losing 1-down to Dutch Harrison, who turned in a 66. Harrison cruised through the afternoon by beating Johnny Palmer, 4 and 3.

Three-time PGA Champion Sam Snead was topped, 1-up, by Tommy Bolt, in the premier match of the quarterfinals, needing 39 holes for a decision. In another quarterfinal, Harbert beat Jerry Barber, 1-up. After leading by one at the 27th hole, Harbert took the 29th when Barber made bogey, but gave it back on the next hole. He won the 31st with a par to go 2-up, bogeyed the 33rd hole, yet held on for the victory.

Burkemo halted the bid of Roberto De Vincenzo, the first foreign challenger ever to advance to the quarterfinals, by 5 and 4. With a morning round of 69 to De Vincenzo's 74, Burkemo went to lunch 5-up, which proved to be too big a lead for De Vincenzo to overcome.

In the semifinals, Burkemo moved to the finals for the third time in four years with an overtime 1-up win over Middlecoff. The match was even after the morning round when both players shot 69, but in the afternoon, Burkemo played the front nine in 31 and took a 3-up lead to the back nine. Middlecoff fought back to win the 29th hole with a par, which Burkemo took back with a Middlecoff bogey at the 30th hole. Over the next three holes, Middlecoff made three successive 3s, and was just 1-down going into the 35th hole. Burkemo missed a six-footer at the 35th and at 18 conceded a four-foot birdie to Middlecoff sending the contest into extra holes. Burkemo closed out Middlecoff at the 37th hole, nearly holing his second shot, while Middlecoff missed a six-foot birdie putt.

1953

More than 10,000 people turned out at Birmingham (Mich.) Country Club, to watch local hero Walter Burkemo post his lone major championship with a 2-and-1 decision over Felice Torza. In the morning round, Burkemo went out in 1-over-par 72, but still held a 1-up lead. Burkemo came out strong in the afternoon with two birdies and a par to increase his lead to 2-up. Torza trimmed the deficit to one hole after the 29th, when Burkemo bogeyed, but gave it back at the 31st hole.

Champion: Walter Burkemo, Birmingham, Mich.

Site: Birmingham (Mich.) CC

Date: July 1-7 **Purse:** \$20,700

Par: 36-35 - 71 **Field:** 136

Road to the Finals

Walter Burkemo beat	Round	Felice Torza beat
Lou Barbaro, 7 and 5	1st Round	Gene Sarazen, 2 and 1
Mike Turnesa, 3 and 1	2nd Round	Jim Turnesa, 4 and 3
Pete Cooper, 6 and 5	3rd Round	Wally Ulrich, 1-up (38)
Dave Douglas, 2-up	Quarterfinals	Jimmy Clark, 1-up
Claude Harmon, 1-up	Semifinals	Jack Isaacs, 1-up (39)



Qual. Score	First Round 18 Holes	Second Round 18 Holes	Third Round 36 Holes	Quarterfinal 36 Holes	Semifinal 36 Holes	Final 36 Holes
140 Jim Turnesa		Turnesa 6 and 4				
146 Max Evans			Torza 4 and 3			
142 Felice Torza		Torza 2 and 1		Torza 1-up (38)		
147 Gene Sarazen						
141 Jack Fleck		Ulrich 3 and 2	Ulrich 2 and 1			
146 Wally Ulrich						
144 Jack Shields		White 2-up				
148 Buck White						
139 Vic Ghezzi		Clark 2 and 1	Clark 5 and 4			
146 Jimmy Clark						
143 Jerry Barber		Middlecoff 2 and 1		Clark 4 and 3		
148 Cary Middlecoff						
142 Charles Bossler		Bassler 2-up	Williams Jr. 3 and 1			
147 Clarence Doser						
145 Ed Oliver		Williams Jr. 1-up (20)				
149 Henry Williams Jr.						
137 Chandler Harper		Isaacs 4 and 3	Isaacs 1-up			
146 Jack Isaacs						
143 Fred Haas Jr.		Haas Jr. 1-up (20)		Isaacs 5 and 4		
147 Toby Lyons						
141 Marty Furgol		Furgol 5 and 3	Harris 1-up			
146 Milon Marusic						
144 Labron Harris		Harris 1-up (19)				
148 Eddie Joseph						
140 Jimmy Hines		Smith 2 and 1	Smith 3 and 2			
146 Al Smith						
144 Iverson Martin		Martin 6 and 5		Ransom 1-up		
148 Stan Dudas						
142 Bob Toski		Toski 2 and 1	Ransom 3 and 2			
147 Fred Baker						
145 Henry Ransom		Ransom 3 and 2				
149 Milton Lichardus						
149 Tommy Bolt		Bolt 3 and 2	Bradley 1-up			
145 Virgil Shreeve						
142 Ellsworth Vines		Bradley 1-up				
147 Jackson Bradley				Douglas 1-up (37)		
144 Lew Worsham		Douglas 1-up (20)	Douglas 1-up (19)			
148 Dave Douglas						
140 Sam Snead		Snead 6 and 5				
146 Bennie Adams						
144 Mike Turnesa		Turnesa 4 and 2	Burkemo 3 and 1	Burkemo 3 and 2		
148 Eric Monti						
142 Walter Burkemo		Burkemo 7 and 5				
147 Lou Barbaro						
143 Rod Munday		Dodson 3 and 1	Cooper 6 and 5			
147 Leonard Dodson						
138 Pete Cooper		Cooper 3 and 2				
146 Chick Harbert						
145 Chuck Klein		Nary 5 and 4	Nary 1-up			
149 Bill Nary						
142 Dutch Harrison		Harrison 3 and 2		Nary 6 and 5		
147 Charles Harter						
143 George Fazio		Plemmons 1-up (22)	Browning 3 and 1			
148 Broyles Plemmons						
140 Jim Browning		Browning 2 and 1				
146 Elroy Marti						
144 Ed Furgol		Furgol 1-up (20)	Furgol 3 and 2			
148 Johnny Weitzel						
141 Jim Ferrier		Ferrier 1-up				
146 Al Watrous						
143 Claude Harmon		Harmon 4 and 2	Harmon 4 and 2	Harmon 5 and 3		
147 Ted Kroll						
146 Jack Grout		Grout 2 and 1				
134 Johnny Palmer						

**Burkemo
2 and 1**

Burkemo made bogeys at the 32nd and 34th to allow Torza get within two holes, but closed the match with a par at the 35th hole.

Golf World nicknamed the first day of play "Black Friday" with the upset defeats of Gene Sarazen to Torza, 2 and 1; Jack Fleck to Wally Ulrich, 3 and 2; Vic Ghezzi by Jimmy Clark, 2 and 1; Ed Oliver falling in overtime to Henry Williams, 1-up, 20 holes; Jack Isaacs downing Chandler Harper, 4 and 3; Lew Worsham losing to Dave Douglas, 1-up, on the 20th hole; Pete Cooper beating 1952 runner-up Chick Harbert, 3 and 2; Broyles Plemmons going to the 22nd hole to beat George Fazio, 1-up; and medalist Johnny Palmer being beaten by Jack Grout, 2 and 1.

In the afternoon, defending PGA Champion Jim Turnesa lost to Torza, 4 and 3; Cary Middlecoff was trounced by Clark, 5 and 4; Fred Haas was nipped by Isaacs, 1-up; and Tommy Bolt was beaten by Jackson Bradley, 1-up. Former Champion Sam Snead was beaten in 19 holes by Dave Douglas in the second round.

1952 Jim Turnesa finally settled a 26-year-old family major championship jinx by beating Chick Harbert on the final green at Big Spring Country Club in Louisville for a 1-up victory. Turnesa was a member of a family with seven golfing brothers. His younger brother, Willie, the only one to remain an amateur, gained attention by winning the U.S. and British Amateurs. But for the other brothers who turned professional, the only tournament success they gained was that of being run-

Champion: Jim Turnesa, Blair Cliff, N.Y.

Site: Big Spring CC, Louisville, Ky.

Date: June 18-25

Purse: \$17,700

Par: 36-36-72

Field: 128

Road to the Finals

Jim Turnesa beat	Round	Chick Harbert beat
Bob Toski, 4 and 2	1st Round	Denny Shute, 5 and 4
Chandler Harper, 4 and 2	2nd Round	Leonard Schmutte, 3 and 2
Roberto De Vicenzo, 1-up	3rd Round	Henry Williams, 6 and 5
Clarence Doser, 2 and 1	Quarterfinals	Fred Haas, 2 and 1
Ted Kroll, 4 and 2	Semifinals	Bob Hamilton, 2 and 1



Qual. Score	First Round 18 Holes	Second Round 18 Holes	Third Round 36 Holes	Quarterfinal 36 Holes	Semifinal 36 Holes	Final 36 Holes
143 Jim Ferrier		Ferrier 1-up (19)				
147 Leonard Dodson			Honsberger 1-up			
140 Ray Honsberger		Honsberger 1-up				
146 Tom Blaskovich				Kroll 2 and 1		
142 Ted Kroll		Kroll 1-up				
147 Lawson Little			Kroll 2-up			
139 Lloyd Mangrum		Mangrum 4 and 3			Kroll 1-up (38)	
145 Frank Newell						
143 Charles Harter		Harter 2 and 1				
147 William Heinlein			Middlecoff 3 and 2			
139 Cary Middlecoff		Middlecoff 5 and 4		Middlecoff 4 and 2		
145 Joe Taylor						
141 Al Smith		Smith 4 and 2				
146 Frank Commisso			Smith 1-up (19)			
138 Fred Gromauer		Harris 3 and 1				
144 Labron Harris						
143 Jim Turnesa		Turnesa 4 and 2				Turnesa 4 and 2
147 Bob Toski			Turnesa 3 and 1			
140 Chandler Harper		Harper 6 and 5		Turnesa 5 and 4		
145 Charles Lepre						
141 Jack Burke		Burke 1-up				
146 Jimmy Walkup			De Vicenzo 1-up			
138 Roberto De Vicenzo		De Vicenzo 1-up			Turnesa 2 and 1	
144 Eric Monti						
143 Clarence Doser		Doser 4 and 3				
147 James Alcroft			Doser 3 and 2			
139 Bob Gajda		Gajda 2 and 1		Doser 1-up		
145 Ed Furgol						
141 Jack Isaacs		Isaacs 3 and 2				
146 Pat Abbott			Isaacs 3 and 2			
136 Dutch Harrison		Furgol 2-up				
143 Marty Furgol						
144 Sam Snead		Worsham 1-up (19)				
143 Lew Worsham			Haas Jr. 1-up			
141 Fred Haas Jr.		Haas Jr. 2 and 1		Haas Jr. 1-up (38)		
146 Henry Ransom						
139 Milon Marusic		Marusic 5 and 4				
145 Eddie Joseph			Marusic by default			
142 Mike Pavella		Eaton 2 and 1				
147 Zell Eaton					Harbert 2 and 1	
138 Henry Williams Jr.		Williams Jr. 5 and 4				
144 Jim Gantz			Williams Jr. 1-up			
141 Roy Wallin		Jones 5 and 4		Harbert 6 and 5		
146 Jack Jones						
140 Chick Harbert		Harbert 5 and 4				
145 Denny Shute			Harbert 3 and 2			
143 Bob Carmen		Schmutte 2-up				
147 Leonard Schmutte						Harbert 2 and 1
137 Harry Todd		Champ 3 and 1				
143 Frank Champ			Champ 2 and 1			
141 Otto Greiner		Trish 3 and 2				
146 John Trish				Champ 3 and 1		
139 Dave Douglas		Douglas 2 and 1				
142 Johnny Palmer			Burkemo 1-up			
143 Iverson Martin		Burkemo 1-up				
147 Walter Burkemo					Hamilton 2 and 1	
139 Claude Harmon		Ghezzi 1-up (19)				
144 Vic Ghezzi			Ghezzi 5 and 3			
142 Horton Smith		Carpenter 2 and 1				
146 Mel Carpenter				Hamilton 9 and 8		
140 Bob Hamilton		Hamilton 4 and 3				
145 Jackson Bradley			Hamilton 3 and 1			
143 Sam Bernardi		Bernardi 1-up				
147 Mike Turnesa						

ners-up. In 1926, Joe Turnesa was runner-up to Bobby Jones in the U.S. Open, and in 1927, lost in the finals of the PGA Championship to Walter Hagen. Jim Turnesa lost the 1942 PGA Championship to Sam Snead in the finals, and brother Mike lost the 1940 PGA Championship to Ben Hogan.

In 1948 and 1949, Jim finished third in the U.S. Open.

Jim Turnesa won the 34th PGA Championship in dramatic fashion. At the end of the morning round he was 3-down. He shot a 34 on the front side of the afternoon round, then picked up two holes and squared the match for the first time since the seventh hole with a birdie at the 32nd hole. The contest remained square until the final hole, when Harbert hooked his drive under an evergreen tree and made bogey, while Turnesa parred the hole for the victory. It was the eighth and final contest in PGA Championship match-play history to end on the final green. Of those eight, it was only the second time that a match was actually won by the results of the final hole.

In the first day of play, most of the favorites were eliminated, with Sam Snead making an early exit by losing 1-up to Lew Worsham. Snead had a 1-up lead after the 16th hole, but Worsham birdied the 17th to square the match, halved the final hole and then beat Snead on the 19th hole with a birdie. Snead had no excuse for his loss, but a muscle strain under his right arm had been causing him a considerable amount of pain just before the Championship, almost causing him to withdraw.

The semifinals were witnessed by 6,000 people who braved 100-degree heat to see Chick Harbert beat Bob Hamilton, 2 and 1, and Jim Turnesa turn back Ted Kroll, 4 and 2.

1951 Sam Snead put on a brilliant exhibition at rugged Oakmont Country Club, capturing his third and final PGA Championship with a 7-and-6 domination of Walter Burkemo.

Snead won five of the first six holes, starting with an eagle, two birdies and three pars. Though Burkemo trailed by three holes at the lunch break, it was too large of a deficit to overcome. Snead started fast again in the afternoon with birdies on the 19th and 22nd holes, building a 5-hole ad-

Champion: Sam Snead, Hot Springs, Va.

Site: Oakmont CC, Oakmont, Pa.

Date: June 27-July 3

Purse: \$17,700

Par: 37-35-72

Field: 140

Road to the Finals

Sam Snead beat	Round	Walter Burkemo beat
Fred Haas, 1-up	1st Round	Toby Lyons, 1-up (20)
Marty Furgol, 1-up (21)	2nd Round	Chick Harbert, 1-up (19)
Lloyd Mangrum, 3 and 2	3rd Round	Dick Shoemaker, 2 and 1
Jack Burke Jr., 2 and 1	Quarterfinals	Reggie Myles, 1-up
Charles Bassler, 9 and 8	Semifinals	Ellsworth Vines, 1-up (37)



Qual. Score	First Round 18 Holes	Second Round 18 Holes	Third Round 36 Holes	Quarterfinal 36 Holes	Semifinal 36 Holes	Final 36 Holes
149 Jim Turnesa	-----	Turnesa 1-up (23)				
144 Chandler Harper	-----		Bassler 5 and 4			
148 Charles Bassler	-----	Bassler 1-up		Bassler 1-up (37)		
151 Ed Furgol	-----					
144 Ed Oliver	-----	Oliver 5 and 4				
150 Herman Keiser	-----		Bolesta 2 and 1			
148 George Bolesta	-----	Bolesta 2 and 1				
153 Willie Goggin	-----					
143 Lew Warsham	-----	Warsham 4 and 3				
150 Harold Williams	-----		Brosch 5 and 4			
148 Al Brosch	-----	Brosch 1-up				
152 Frank Kiraly	-----					
151 Toney Penna	-----	Penna 4 and 2				
145 George Fazio	-----		Harden 5 and 3			
149 Jack Harden	-----	Harden 3 and 2				
153 Sherman Elworthy	-----					
142 Lloyd Mangrum	-----	Mangrum 4 and 3				
150 Henry Ransom	-----		Mangrum 2 and 1			
151 Buck White	-----	White 2 and 1				
147 Dave Douglas	-----					
145 Sam Snead	-----	Snead 1-up		Snead 3 and 2		
150 Fred Haas Jr.	-----		Snead 1-up (21)			
148 Marty Furgol	-----	Furgol 2 and 1				
153 Harold Oatman	-----					
150 Jack Burke	-----	Burke 1-up (21)				
143 Chuck Klein	-----		Burke 5 and 3			
148 Gene Sarazen	-----	Sarazen 2 and 1				
152 Charles Harter	-----					
146 Ray Gafford	-----	Gafford 1-up (19)		Burke 4 and 3		
151 Ted Kroll	-----					
153 Gene Kunes	-----	Kunes 4 and 2				
149 Henry Williams Jr.	-----		Kunes 2 and 1			
149 Dick Shoemaker	-----	Shoemaker 3 and 1				
142 Claude Harmon	-----		Shoemaker 2 and 1			
147 Lawson Little	-----	Little 3 and 2				
151 Johnny Weitzel	-----					
145 Chick Harbert	-----	Harbert 1-up (22)		Burkemo 2 and 1		
150 Clayton Heafner	-----		Burkemo 1-up (19)			
148 Walter Burkemo	-----	Burkemo 1-up (20)				
153 Toby Lyons	-----					
143 Vic Ghezzi	-----	Ghezzi 3 and 2				
150 Eddie Burke	-----		Ghezzi 4 and 3			
148 Rod Munday	-----	Munday 5 and 3				
152 Bob Toski	-----					
151 Mike Pavella	-----	Pavella 2 and 1		Myles 1-up		
146 Johnny Palmer	-----		Myles 1-up (20)			
153 Reggie Myles	-----	Myles 1-up (20)				
149 Andy Gaspar	-----					
149 Denny Shute	-----	Shute 3 and 2				
142 Pete Cooper	-----		Bradley 2 and 1			
146 Jackson Bradley	-----	Bradley 4 and 3				
151 Bobby Cruickshank	-----					
151 Henry Picard	-----	Picard 4 and 2		Vines 2 and 1		
145 Frank Commisso	-----		Vines 1-up			
148 Ellsworth Vines	-----	Vines 3 and 2				
153 Phil Friel	-----					
143 Jim Ferrier	-----	Ferrier 3 and 2				
150 Sam Bernardi	-----		Ferrier 3 and 2			
152 Milon Marusic	-----	Marusic 2 and 1				
148 Ray Hill	-----					
151 Bob Hamilton	-----	Hamilton 1-up				
146 Max Evans	-----		Bulla 5 and 3			
149 Johnny Bulla	-----					
154 Walter Ambo	-----	Bulla 5 and 4				

**Snead
7 and 6**

vantage. The match came to an end at the 30th hole. Snead's secret in winning was his play on the front side, where he was 24-under par. He played the 202 holes of the Championship in 21-under par. Snead's victory also marked the end of an era in which nine of the 18 PGA Champions won the Championship more than once. In the course of the next 19 years, until Jack Nicklaus broke the streak in 1971, 19 different winners would be crowned PGA Champion.

Snead's march to the final featured narrow victories over Fred Haas (a birdie on the 18th hole) for a 1-up decision; and a 21-hole duel to get past Marty Furgol, who lodged a protest that Snead had cleaned his ball on the 14th green without replacing his ball with a mark. The match continued through the 18th all square, before officials ruled that Snead had not broken any rules, and had in fact blown at his ball to dislodge an insect.

Snead waited 30 minutes on the tee, with Furgol in the clubhouse with the committee. The protest was withdrawn, and Snead birdied the 21st hole to win the match.

From there, Snead downed Lloyd Mangrum, 3 and 2, and defeated Jack Burke Jr., 2 and 1, making him the only player in the quarterfinals to break par.

Burkemo, meanwhile, reached the finals after four 1-up decisions, including a 19-hole duel in the second round to defeat Chick Harbert, a 1-up conquest of Reggie Myles in the quarterfinals and a 37-hole semifinal battle to edge Ellsworth Vines.

Burkemo won the final three holes to defeat Vines. With Vines 2-up with just two holes left, Burkemo birdied the 35th, and won the 36th when Vines missed a seven-footer for par. Burkemo made his par putt from four feet. At the extra hole, Vines was short of the green in two, while Burkemo hit the green and was 30 feet away for eagle. Vines chipped up to within 10 feet, missed his putt and Burkemo two-putted for victory.

1950 Chandler Harper of Portsmouth, Va., defeated Henry Williams Jr., 4 and 3, to win the 32nd PGA Championship at Scioto Country Club in Columbus, Ohio. Despite shooting a 75 in the morning round, Harper was 3-up as Williams shot a 79. Going into the final nine, Williams was still 3-down, and a bogey at the 30th hole all but sealed the contest. Harper won the match on the 33rd hole, to become the second Virginian in a row to win the PGA Championship.

Champion: Chandler Harper, Portsmouth, Va.

Site: Scioto CC, Columbus, Ohio

Date: June 21-27

Purse: \$17,700

Par: 36-36-72

Field: 128

Road to the Finals

Chandler Harper beat	Round	Henry Williams beat
Fred Annon, 5 and 3	1st Round	Bill Heinlein, 5 and 3
Dick Metz, 1-up	2nd Round	Emery Thomas, 6 and 5
Bob Toski, 2 and 1	3rd Round	Claude Harmon, 1-up (38)
Lloyd Mangrum, 1-up	Quarterfinals	Dave Douglas, 1-up
Jimmy Demaret, 2 and 1	Semifinals	Henry Picard, 1-up (38)



Qual. Score	First Round 18 Holes	Second Round 18 Holes	Third Round 36 Holes	Quarterfinal 36 Holes	Semifinal 36 Holes	Final 36 Holes
140 Sam Snead		Snead 1-up				
149 Sam Byrd			Burke 1-up			
147 Eddie Burke		Burke 2 and 1				
150 Pete Lamb				Gafford 4 and 3		
145 Jack Ryan		Schmutte 1-up				
149 Leonard Schmutte			Gafford 1-up			
147 Ray Gafford		Gafford 4 and 2			Demaret 5 and 4	
151 Dale Andreason						
145 Denny Shute		Shute 1-up				
149 Augie Nordone			Shute 4 and 3			
147 Ellsworth Vines		Vines 5 and 3		Demaret 4 and 3		
151 Bob Tucker						
146 Joe Zarhardt		Munday 1-up				
150 Rod Munday			Demaret 5 and 3			
148 Jimmy Demaret		Demaret 1-up				Harper 2 and 1
153 Charley Farlow						
144 Lloyd Mangrum		Mangrum 4 and 3				
149 Pete Cooper			Mangrum 1-up			
147 Skip Alexander		Alexander 4 and 3		Mangrum 6 and 5		
151 George Buck						
145 Chick Harbert		Harbert 6 and 5				
150 Herman Scharlau			Harbert 5 and 3			
148 Toney Penna		Williams 3 and 2			Harper 1-up	
152 Harold Williams						
145 Al Smith		Toski 2 and 1				
152 Bob Toski			Toski 1-up			
147 George Fazio		Fazio 4 and 3		Harper 2 and 1		
151 Frank Staszowski						
146 Dick Metz		Metz 2 and 1				
150 Vic Ghezzi			Harper 1-up			
148 Chandler Harper		Harper 5 and 3				
153 Fred Annon						
142 Al Brosch		Brosch 2 and 1				
149 Charles Sheppard			Harmon 2 and 1			
147 Paul Runyan		Harmon 2 and 1				
150 Claude Harmon				Williams Jr. 1-up (38)		
145 Henry Williams Jr.		Williams Jr. 5 and 3				
149 William Heinlein			Williams Jr. 6 and 5			
148 Emery Thomas		Thomas 2 and 1			Williams Jr. 1-up	
152 Errie Ball						
145 Jim Ferrier		Ferrier 3 and 2				
149 Frank Commisso			Reed 5 and 4			
147 Gene Kunes		Reed 2-up				
151 Elmer Reed				Douglas 3 and 2		
146 Marty Furgol		Douglas 3 and 1				
150 Dave Douglas			Douglas 5 and 4			
148 Jimmy Hines		Hines 1-up				
153 Harold Whittington						Williams Jr. 1-up (38)
144 Charles Bassler		Shafer 1-up				
149 George Shafer			Bradley 4 and 3			
147 Leland Gibson		Bradley 1-up				
151 Jackson Bradley				Picard 1-up		
146 Bob Hamilton		Picard 1-up (20)				
150 Henry Picard			Picard 4 and 2			
148 Sam Bernardi		Doser 2-up				
152 Clarence Doser					Picard 10 and 8	
145 Lew Worsham		Worsham 2 and 1				
149 Jerry Gianferante			Palmer 4 and 2			
147 Johnny Palmer		Palmer 4 and 3				
151 Joe Taylor				Palmer 1-up		
146 Al Watrous		Watrous 1-up				
150 Jock Hutchison Jr.			Kroll 2 and 1			
149 Ted Kroll						
153 Roy Hill		Kroll 5 and 4				

In the semifinals, Williams Jr. beat Henry Picard, 1-up, on the 38th hole in one of the greatest comebacks in the history of the PGA Championship. Williams found himself 6-down with just eight holes left in the match. He won the 29th hole when Picard made a bogey and took the 30th with a birdie. Williams halved the 31st, after missing a five-footer for birdie, but made a 20-footer for birdie at the 32nd to be only 3-down.

Williams won the 33rd with a par and then captured the 34th with another 20-footer for birdie. When Picard bogeyed the 35th hole, the match was square. Both players made birdies at the final hole to send the match into overtime. Both made pars at the 37th hole, with Williams having to make a five-footer. At the next hole, Picard three-putted for a bogey, missing one from 20 inches to give the match to Williams. In the other match, Harper surprised all by upsetting Jimmy Demaret, 2 and 1.

In a stunning second-round upset, Sam Snead's hopes of repeating ended after he was defeated by Eddie Burke, 1-up.

1949 Native Virginian Sam Snead won his second PGA Championship, defeating Johnny Palmer, 3 and 2, and delighting a partisan gallery at Hermitage Country Club in Richmond. Snead was 2-down after the front side, but he regained the two holes on the back side to finish the round square. Despite losing the 27th hole with a bogey, Snead went to the final nine 2-up. Palmer's chance for a comeback got slimmer when both birdied the 28th hole.

Champion: Sam Snead, Hot Springs, Va.

Site: Hermitage CC, Richmond, Va.

Date: May 25-31 **Par:** 36-35-71 **Purse:** \$17,700

Road to the Finals

Sam Snead beat	Round	Johnny Palmer beat
Jack Burke, 3 and 2	1st Round	Mike Turnesa, 1-up (20)
Henry Ransom, 3 and 1	2nd Round	Clay Gaddie, 8 and 6
Dave Douglas, 1-up	3rd Round	Lew Worsham, 2 and 1
Jimmy Demaret, 4 and 3	Quarterfinals	Henry Williams, 7 and 6
Jim Ferrier, 3 and 2	Semifinals	Lloyd Mangrum, 6 and 5



Qual. Score	First Round 18 Holes	Second Round 18 Holes	Third Round 36 Holes	Quarterfinal 36 Holes	Semifinal 36 Holes	Final 36 Holes
136 Ray Hill		Hill 2 and 1	Hill 3 and 2	Hill 5 and 4	Mangrum 7 and 6	Palmer 6 and 5
144 Ted Neist		Isaacs 1-up	Romans 4 and 2	Mangrum 4 and 3	Palmer 7 and 6	
141 Jack Isaacs		Moore 1-up (19)	Barron 2 and 1	Palmer 2 and 1	Snead 1-up	
147 Lawson Little		Romans 2 and 1	Mangrum 3 and 2	Williams Jr. 7 and 6	Snead 4 and 3	
140 Ed Oliver		Thomson 4 and 3	Palmer 8 and 6	Palmer 7 and 6		
145 Frank Moore		Barron 3 and 2	Worsham 5 and 4	Demaret 5 and 3		
143 Jack Ryan		Palmer 1-up (20)	Williams Jr. 1-up	Heafner 5 and 4		
148 Walter Romans		Gaddie 1-up	Williams Jr. 7 and 6	Ferrier 3 and 2		
138 Howard Schmidt		Schneiter 2-up	Palmer 3 and 1	Heafner 2 and 1		
145 Jimmy Thomson		Worsham 6 and 5	Snead 3 and 2	Patroni 1-up		
142 Herman Barron		Hamilton 2 and 1	Palmer 2 and 1	Johnson 3 and 2		
147 Milon Marusic		Palmer 1-up (20)	Palmer 8 and 6	Ferrier 1-up		
141 Lloyd Mangrum		Gaddie 1-up	Palmer 2 and 1	Alexander 5 and 4		
146 Denny Shute		Schneiter 2-up	Palmer 8 and 6	Burke 6 and 5		
144 Bob Hamilton		Worsham 6 and 5	Palmer 2 and 1	Furgol 2 and 1		
148 Chandler Harper		Williams Jr. 2 and 1	Palmer 8 and 6	Heafner 2 and 1		
138 Johnny Palmer		Harden 1-up	Palmer 8 and 6	Heafner 2 and 1		
145 Mike Turnesa		Gaddie 1-up	Palmer 8 and 6	Heafner 2 and 1		
142 Clay Gaddie		Schneiter 2-up	Palmer 8 and 6	Heafner 2 and 1		
147 Andy Gaspar		Worsham 6 and 5	Palmer 8 and 6	Heafner 2 and 1		
140 George Schneider		Williams Jr. 2 and 1	Palmer 8 and 6	Heafner 2 and 1		
146 Frank Staszowski		Harden 1-up	Palmer 8 and 6	Heafner 2 and 1		
143 Lew Worsham		Williams Jr. 2 and 1	Palmer 8 and 6	Heafner 2 and 1		
148 Stan Staszowski		Harden 1-up	Palmer 8 and 6	Heafner 2 and 1		
140 Henry Williams Jr.		Williams Jr. 2 and 1	Palmer 8 and 6	Heafner 2 and 1		
145 Gene Sarazen		Harden 1-up	Palmer 8 and 6	Heafner 2 and 1		
143 Jack Harden		Williams Jr. 2 and 1	Palmer 8 and 6	Heafner 2 and 1		
148 Craig Wood		Harden 1-up	Palmer 8 and 6	Heafner 2 and 1		
141 Al Brosch		Brosch 3 and 1	Palmer 8 and 6	Heafner 2 and 1		
147 John Thoren		Smith 6 and 4	Palmer 8 and 6	Heafner 2 and 1		
144 Herman Keiser		Snead 3 and 2	Palmer 8 and 6	Heafner 2 and 1		
149 Horton Smith		Ransom 1-up	Palmer 8 and 6	Heafner 2 and 1		
137 Sam Snead		Douglas 1-up	Palmer 8 and 6	Heafner 2 and 1		
145 Jack Burke		DeMassey 2 and 1	Palmer 8 and 6	Heafner 2 and 1		
142 Henry Ransom		Fazio 1-up	Palmer 8 and 6	Heafner 2 and 1		
147 Ray Gafford		Demaret 1-up	Palmer 8 and 6	Heafner 2 and 1		
140 Pete Cooper		Bulla 1-up	Palmer 8 and 6	Heafner 2 and 1		
145 Dave Douglas		Turnesa 7 and 5	Palmer 8 and 6	Heafner 2 and 1		
143 Mike DeMassey		Heafner 6 and 5	Palmer 8 and 6	Heafner 2 and 1		
148 Matt Kowal		Harmon 1-up	Palmer 8 and 6	Heafner 2 and 1		
139 George Fazio		Patroni 1-up	Palmer 8 and 6	Heafner 2 and 1		
145 Ernie Ball		Johnson 3 and 2	Palmer 8 and 6	Heafner 2 and 1		
143 Jimmy Demaret		Ferrier 4 and 2	Palmer 8 and 6	Heafner 2 and 1		
148 Harold Oatman		LaPola	Palmer 8 and 6	Heafner 2 and 1		
141 Johnny Bulla		Alexander 5 and 4	Palmer 8 and 6	Heafner 2 and 1		
146 Ellsworth Vines		Burke 6 and 5	Palmer 8 and 6	Heafner 2 and 1		
144 Jim Turnesa		Furgol 2 and 1	Palmer 8 and 6	Heafner 2 and 1		
149 Al Smith		Heafner 6 and 5	Palmer 8 and 6	Heafner 2 and 1		
138 Clayton Heafner		Harmon 1-up	Palmer 8 and 6	Heafner 2 and 1		
145 Tony Manera		Patroni 1-up	Palmer 8 and 6	Heafner 2 and 1		
142 Claude Harmon		Johnson 3 and 2	Palmer 8 and 6	Heafner 2 and 1		
147 Clarence Doser		Ferrier 4 and 2	Palmer 8 and 6	Heafner 2 and 1		
140 Eric Monti		LaPola	Palmer 8 and 6	Heafner 2 and 1		
146 Jack Patroni		Alexander 5 and 4	Palmer 8 and 6	Heafner 2 and 1		
144 Jimmy Johnson		Burke 6 and 5	Palmer 8 and 6	Heafner 2 and 1		
148 Charles Sheppard		Furgol 2 and 1	Palmer 8 and 6	Heafner 2 and 1		
140 Jim Ferrier		Heafner 6 and 5	Palmer 8 and 6	Heafner 2 and 1		
145 Andy LaPola		Harmon 1-up	Palmer 8 and 6	Heafner 2 and 1		
143 Bill Nary		Patroni 1-up	Palmer 8 and 6	Heafner 2 and 1		
148 Skip Alexander		Johnson 3 and 2	Palmer 8 and 6	Heafner 2 and 1		
141 Eddie Burke		Ferrier 4 and 2	Palmer 8 and 6	Heafner 2 and 1		
147 George Stuhler		LaPola	Palmer 8 and 6	Heafner 2 and 1		
144 Marty Furgol		Alexander 5 and 4	Palmer 8 and 6	Heafner 2 and 1		
149 William Heinlein		Burke 6 and 5	Palmer 8 and 6	Heafner 2 and 1		

Snead
3 and 2

Snead then proceeded to make a birdie at the 31st hole. The match ended three holes later, with Snead claiming a winner's check for \$3,500.

In the semifinals, Palmer had another easy day, routing Lloyd Mangrum, 6 and 5. In the match of the day, Snead beat Jim Ferrier, 3 and 2. Ferrier gained the advantage with a morning-round 67 to finish 2-up, but Snead started a rally when he holed his second shot from 30 yards for an eagle 2 at the 21st hole. He won three of the next six holes to finish the nine at 1-up. Ferrier squared the match with a birdie at the 28th hole, but gave it back with a bogey on the next hole. Snead then closed out the match with birdies at the 31st and 33rd holes.

After the first day of play, only two of the five former PGA Champions remained — Snead and Ferrier.

1948 Ben Hogan, bidding to win the U.S. Open and the PGA Championship in the same year, used his irons with deadly accuracy in his 7-and-6 victory over Mike Turnesa at Norwood Hills Country Club in St. Louis. Hogan's march to his second PGA Championship included posting a morning-round 66 to go 4-up. Despite a short rally from Turnesa in the afternoon, Hogan won the 28th, 29th and 30th holes to close out the match. For the week, Hogan

Champion: Ben Hogan, Hershey, Pa.

Site: Norwood Hills CC, St. Louis, Mo.

Date: May 19-25 **Par:** 35-36-71 **Purse:** \$17,700

Road to the Finals

Ben Hogan beat	Round	Mike Turnesa beat
Jock Hutchison Jr., 1-up (37)	1st Round	Charles Shepard, 2 and 1
Johnny Palmer, 1-up	2nd Round	Zell Eaton, 1-up (21)
Gene Sarazen, 1-up	3rd Round	Al Smith, 3 and 2
Jimmy Demaret, 2 and 1	Quarterfinals	Johnny Bulla, 6 and 5
Art Bell, 2 and 1	Semifinals	Claude Harmon, 1-up (37)



Qual. Score	First Round 18 Holes	Second Round 18 Holes	Third Round 36 Holes	Quarterfinal 36 Holes	Semifinal 36 Holes	Final 36 Holes
145 Jim Ferrier		Ferrier 1-up (20)				
142 Dutch Harrison			Harmon 1-up			
142 Claude Harmon		Harmon 1-up		Harmon 2 and 1		
148 Elroy Marti						
140 Lloyd Mangrum		Mangrum 1-up				
148 George Schneider			Ransom 3 and 2			
144 Henry Ransom		Ransom 1-up				
149 Andrew Gibson					Harmon 1-up (42)	
136 Sam Snead		Snead 6 and 5				
146 Clay Gaddie			Snead 4 and 3			
143 Frank Moore		Moore 7 and 6		Snead 5 and 3		
148 Vic Ghezzi						
141 Pete Cooper		Cooper 4 and 3				
148 Frank Champ			Gibson 1-up			
145 Leland Gibson		Gibson 1-up				Turnesa 1-up (37)
150 Pete Burke						
135 Toney Penna		Bulla 4 and 3				
146 Johnny Bulla			Bulla 4 and 3			
143 Jim Turnesa		Farina 1-up (22)		Bulla 6 and 5		
148 Armand Farina						
140 Ky Laffoon		Laffoon 1-up (22)				
148 Jack Ryan			Laffoon 3 and 2			
145 Chandler Harper		Harper 4 and 3			Turnesa 6 and 5	
149 Sam Schneider						
139 Bob Hamilton		Eaton 1-up (20)				
147 Zell Eaton			Turnesa 1-up (21)			
144 Mike Turnesa		Turnesa 1-up		Turnesa 3 and 2		
148 Charles Sheppard						
141 Lawson Little		Smith 2 and 1				
148 Al Smith			Smith 4 and 3			
145 Jimmy Hines		Hines 5 and 4				
150 J.S. Johnson						
134 Stewart Alexander		Alexander 4 and 3				
146 John Stapp			Alexander 2-up			
142 Al Brosch		Brosch 6 and 5		Harbert 11 and 10		
148 Jules Platte						
140 Chick Harbert		Harbert 4 and 2				
148 Joe Zarhardt			Harbert 1-up (26)		Hogan 2 and 1	
145 Augie Nordone		Burke 1-up (19)				
149 Eddie Burke						
138 Ben Hogan		Hogan 1-up (23)				
147 Jock Hutchison Jr.			Hogan 1-up			
143 Johnny Palmer		Palmer 5 and 4		Hogan 1 up		
148 Denny Champagne						
141 Gene Sarazen		Sarazen 4 and 3				
148 Harvey Raynor			Sarazen 2 and 1			
145 Jackson Bradley		Bradley 5 and 3				Hogan 2 and 1
150 Otey Crisman						
136 Jimmy Demaret		Demaret 1-up (20)				
146 Horton Smith			Demaret 3 and 1			
143 George Getchell		Getchell 1-up		Demaret 3 and 2		
148 Andy Gaspar						
140 Herman Keiser		Ball 4 and 3			Demaret 5 and 4	
148 Errie Ball			Warsham 7 and 6			
145 Lew Warsham		Warsham 1-up				
149 Al Watrous						
140 Ed Oliver		Oliver 7 and 6				
147 Walter Ambo			Oliver 3 and 2			
144 Joe Belfore		Elworthy 1-up				
149 Sherman Elworthy				Fazio 1-up		
141 George Fazio		Fazio 6 and 5				
148 Edmond Onoretta			Fazio 7 and 6			
145 Henry Williams Jr.		Williams Jr. 2 and 1				
150 Ferdy Catropa						

Hogan
7 and 6

was 35-under par for the 213 holes he played.

In the semifinals, both matches were close, with Turnesa coming from behind to beat Claude Harmon in overtime, 1-up. In the other contest, Hogan beat Jimmy Demaret, 2 and 1, in a match where both players were 10-under par. The match was even at the 33rd hole, but Demaret took three putts and then lost the next hole, when Hogan made an 18-footer for birdie. Both made pars at the next two holes, which ended the match.

In the opening round, former PGA Champion Bob Hamilton was on the losing end of a 20-hole match, as Zell Eaton won, 1-up.

1947 For the first time since 1937, a final match didn't include Ben Hogan, Byron Nelson or Sam Snead, as Californian Jim Ferrier defeated Chick Harbert, 2 and 1. Ferrier's putting was key, as he took only 52 putts over the course of the 35-hole match, and finished 6-under par. For the Championship, Ferrier was 27-under par for the 243 holes he played. The Championship match was square after the morning round, but Ferrier fired a front-

Champion: Jim Ferrier, San Francisco, Calif.

Site: Plum Hollow CC, Detroit, Mich.

Date: June 18-24 **Par:** 36-36-72 **Purse:** \$17,700

Road to the Finals

Jim Ferrier beat	Round	Chick Harbert beat
Willie Goggin, 1-up (19)	1st Round	Ted Neist, 2 and 1
Herman Barron, 3 and 2	2nd Round	Clayton Heafner, 1-up (20)
Claude Harmon, 1-up (37)	3rd Round	Ed Oliver, 3 and 2
Lloyd Mangrum, 4 and 3	Quarterfinals	Leland Gibson, 2-up
Art Bell, 10 and 9	Semifinals	Vic Ghezzi, 6 and 5



Qual. Score	First Round 18 Holes	Second Round 18 Holes	Third Round 36 Holes	Quarterfinal 36 Holes	Semifinal 36 Holes	Final 36 Holes
Ben Hogan -----						
146 Toney Penna -----	Penna 3 and 1		Laffoon 1-up	Laffoon 4 and 3		
143 Ky Laffoon -----	Laffoon 3 and 1					
147 Bruce Coltart -----						
141 Sam Snead -----	Snead 2-up		Sarazen 2 and 1			
146 Jimmy Thomson -----						
144 Johnny Revolta -----	Sarazen 1-up					
147 Gene Sarazen -----						
139 Bobby Locke -----	Ransom 1-up		Metz 1-up			
146 Henry Ransom -----						
144 Dick Metz -----	Metz 4 and 3					
147 Henry Kaiser -----						
143 Johnny Bulla -----	Bulla 2 and 1		Bell 4 and 3	Bell 1-up (37)		
146 Elmer Reed -----						
145 Arthur Bell -----	Bell 4 and 2					
148 Dick Govern -----						
138 Claude Harmon -----	Harmon 1-up		Harmon 5 and 3			
146 Sam Byrd -----						
143 Fred Annon -----	Milward 1-up					
147 Jim Milward -----						
142 Jim Ferrier -----	Ferrier 1-up (19)		Ferrier 3 and 2	Ferrier 1-up (37)		
146 Willie Goggin -----						
144 Herman Barron -----	Barron 1-up					
148 Leo Fraser -----						
141 Chandler Harper -----	Harper 2 and 1		Turnesa 1-up (22)			
146 Chick Rutan -----						
144 Sherman Elworthy -----	Turnesa 2-up					
147 Mike Turnesa -----						
143 Lloyd Mangrum -----	Mangrum 2-up		Mangrum 4 and 3	Mangrum 1-up		
147 Harold McSpaden -----						
145 Walter Romans -----	Dudley 2 and 1					
148 Ed Dudley -----						
137 Jimmy Demaret -----	Martin 2 and 1		Ghezzi 6 and 5			
146 Earl Martin -----						
143 Herman Keiser -----	Ghezzi 6 and 5					
147 Vic Ghezzi -----						
142 Jim Turnesa -----	Turnesa 1-up (20)		Turnesa 4 and 3	Ghezzi 4 and 3		
146 Al Watrous -----						
144 Walter Ambo -----	Ambo 3 and 1					
147 Mike DeMassey -----						
140 Clarence Doser -----	Doser 1-up		Worsham 5 and 4			
146 Al Smith -----						
144 Lew Worsham -----	Worsham 4 and 3					
143 John Morris -----						
143 George Schneider -----	Schneider 4 and 3		Myles 1-up	Worsham 7 and 6		
147 Art Smith -----						
148 Reggie Myles -----	Myles 1-up					
148 Jack Mitchell -----						
138 Clayton Heafner -----	Heafner 1-up (19)		Harbert 1-up (20)	Harbert 3 and 2		
146 Jack Isaacs -----						
144 Chick Harbert -----	Harbert 2 and 1					
147 Ted Neist -----						
143 Al Huske -----	Oliver 2 and 1		Oliver 4 and 3			
146 Ed Oliver -----						
144 Al Brosch -----	Bassler 2-up					
148 Harry Bassler -----						
141 Jackson Bradley -----	Joseph 1-up		Joseph 1-up (19)			
146 Eddie Joseph -----						
144 Lloyd Watkins -----	Watkins 1-up					
147 Gil Sellers -----						
143 Dick Shoemaker -----	Gibson 3 and 2		Gibson 3 and 2	Gibson 1-up (37)		
147 Leland Gibson -----						
145 Bob Hamilton -----	Smith 2 and 1					
149 Jack Smith -----						

nine 32 and went to the final nine 3-up. Even though Harbert got one back with a birdie at the 30th hole, Ferrier's birdie at the next hole put him back at 3-up. Ferrier bogeyed the 34th hole to give one back, but when Harbert was unable to make his birdie at the 34th hole, the match came to an end.

The two semifinal matches turned into big routs as Ferrier beat Art Bell, 10 and 9, and Harbert defeated Vic Ghezzi, 6 and 5.

In the quarterfinals, the Championship favorite, Lew Worsham, was defeated by former Champion, Ghezzi, 3 and 2. Another surprise saw Jim Ferrier beat Lloyd Mangrum, 4 and 3, in a match which Ferrier controlled from the second hole.

In the first day of play, Defending PGA Champion Hogan was ousted by Toney Penna, 3 and 1. In another upset, 45-year-old Gene Sarazen got by former Champion Johnny Revolta, 1-up, and then eliminated Snead, 2 and 1.

1946 Ben Hogan claimed the first of his two PGA Championships as he defeated Ed Oliver, 6 and 4, at Portland (Ore.) Golf Club. In the morning round, Hogan had troubles with his putting and found himself 3-down, but with a 30 on the front nine of the afternoon round he took control of the match, going into the final nine 2-up. Hogan won four of the final five holes, making birdies on three of them, concluding the match on the 32nd hole with a

Champion: Ben Hogan, Hershey, Pa.

Site: Portland GC, Portland, Ore.

Date: Aug. 19-25 **Par:** 35-37-72 **Purse:** \$17,700

Road to the Finals

Ben Hogan beat	Round	Ed Oliver beat
Charles Weisner, 2 and 1	1st Round	Clay Gaddie, 2-up
Bill Heinlein, 4 and 3	2nd Round	Dick Metz, 3 and 1
Art Bell, 5 and 4	3rd Round	Chandler Harper, 5 and 4
Frank Moore, 5 and 4	Quarterfinals	Byron Nelson, 1-up
Jimmy Demaret, 10 and 9	Semifinals	Harold McSpaden, 6 and 5



Qual. Score	First Round 18 Holes	Second Round 18 Holes	Third Round 36 Holes	Quarterfinal 36 Holes	Semifinal 36 Holes	Final 36 Holes
Byron Nelson -----	Nelson 8 and 7					
145 Frank Radio -----		Nelson 3 and 2				
143 Larry Lamberger -----	Lamberger 1-up			Nelson 3 and 2		
147 Orville White -----						
142 Herman Barron -----	Barron 6 and 5	Barron 3 and 2				
147 Ellsworth Vines -----						
142 Herman Keiser -----	Coleman 1-up (20)				Oliver 1-up	
146 Fay Coleman -----						
141 Al Zimmerman -----	Metz 2-up	Oliver 3 and 1				
145 Dick Metz -----				Oliver 5 and 4		
143 Clay Gaddie -----	Oliver 2-up					
147 Ed Oliver -----						Oliver 6 and 5
141 Chandler Harper -----	Harper 5 and 3	Harper 2 and 1				
146 Bob Gutwein -----						
144 Jimmy Thomson -----	Thomson 3 and 2					
148 Al Jamison -----						
136 Dutch Harrison -----	Harrison 6 and 4	Harrison 1-up		McSpaden 4 and 3		
145 Joe Mozel -----	Penna 4 and 3					
144 Toney Penna -----						
148 Dick Stenard -----	Hamilton 4 and 3	McSpaden 4 and 3			McSpaden 5 and 3	
141 Bob Hamilton -----						
146 Andrew Gibson -----	McSpaden 4 and 3					
143 Harold McSpaden -----						
147 Claude Harmon -----	Bassler 3 and 1	Congdon 1-up (19)				
138 Chick Harbert -----						
145 Newton Bassler -----	Congdon 6 and 5			Congdon 2 and 1		
143 Chuck Congdon -----						
148 Ray McGuire -----	Schneiter 1-up	Schneiter 6 and 5				
141 George Schneiter -----						
146 Ray Gafford -----	Snead 4 and 3					
147 Sam Snead -----						
143 Bob McKendrick -----	Ferrier 4 and 3	Ferrier 3 and 2				
134 Jim Ferrier -----						
145 Sam Schneider -----	Little 1-up			Demaret 3 and 2		
144 Lawson Little -----						
146 John Hoetmer -----	Demaret 3 and 2	Demaret 3 and 2			Demaret 6 and 5	
142 Jimmy Demaret -----						
146 Joe Zarhardt -----	Tinsley 2-up					
143 Leonard Schmutte -----						
147 Dave Tinsley -----	Ransom 1-up	Turnesa 1-up				
141 Harold West -----						
146 Henry Ransom -----	Turnesa 5 and 4			Turnesa 5 and 4		
143 Jim Turnesa -----						
148 Ewing Pomeroy -----	Ghezzi 1-up	Shoemaker 1-up				
141 Vic Ghezzi -----						
146 Jim Gantz -----	Shoemaker 3 and 2					Hogan 10 and 9
142 Sam Byrd -----						
147 Dick Shoemaker -----	Hogan 2 and 1	Hogan 4 and 3				
137 Ben Hogan -----						
145 Charles Weisner -----	Heinlein 2 and 1			Hogan 5 and 4		
148 Elroy Marti -----						
144 William Heinlein -----	Bell 4 and 3	Bell 4 and 3				
142 Arthur Bell -----						
146 Ralph Hutchison -----	Nelson 2 and 1					
143 Clayton Heafner -----						
147 Al Nelson -----	Fazio 4 and 3	Moore 2 and 1			Hogan 5 and 4	
148 George Fazio -----						
145 Armand Farina -----	Moore 4 and 3			Moore 4 and 3		
143 Frank Moore -----						
148 Ted Longworth -----	Warsham 3 and 1	Bassler 1-up				
141 Lew Warsham -----						
146 Jimmy Hines -----	Bassler 1-up					
147 Lloyd Mangrum -----						
143 Harry Bassler -----						

Hogan
6 and 4

birdie 3. For the day, Hogan was 7-under par, playing the afternoon 14 holes in 8-under par.

In the semifinals, Hogan defeated Jimmy Demaret, 10 and 8, the second biggest margin of victory in PGA Championship history. The other match saw Oliver shoot 9-under par to defeat Harold McSpaden, 6 and 5. The match ended at the 31st hole when McSpaden put his tee shot into the woods after Oliver hit his second shot close. McSpaden conceded the match.

In the quarterfinals, Byron Nelson was eliminated with a bogey at the final hole, as Oliver nipped him, 1-up. This was the last match that Nelson would ever play in the PGA Championship. His record would stand at 37 wins in 45 matches.

1945 Byron Nelson, making his fifth appearance in the finals, defeated Sam Byrd, who was making just his third PGA Championship appearance, 4 and 3. After the morning 18, Byrd finished the round with four straight birdies and a 2-up lead. Nelson rallied to win the 22nd, 25th and 26th holes and square the match. He went in front with a birdie at the 29th hole, which turned out to be the first of four straight holes that he won, and sealed the victory. Nelson was 2-under for the day and a total of 37-under par for the 204 holes he played in the Championship. Byrd played well in the finals, but over the course of the 197 holes he played in the Championship, he was only 14-under par.

The semifinals turned into routs, as Byrd defeated Clarence Doser, 7 and 6, while Nelson easily beat Claude Harmon, 5 and 4.

In second-round play, Byrd, a former New York Yankee outfielder, stunned former PGA Champion Johnny Revolta, 2 and 1.

In the second round, Nelson had a tough time beating Mike Turnesa, 1-up, in a match that saw Nelson 2-down with just four holes left. Nelson responded to the challenge by making birdies at the 33rd and 34th holes to square the match. He made eagle at the next hole and halved the final hole. It was a heartbreaking loss for Turnesa, who was 7-under par, but Nelson was 10-under par with rounds of 68 and 66.

In the quarterfinals, Nelson defeated past Champion Denny Shute, 3 and 2. The victory put Nelson in the semifinals for the sixth time in a row. The other three matches saw different winners than the predictors envisioned, with Clarence Doser upsetting Ky Laffoon, 2 and 1, and Claude Harmon, who was 4-under for the day, beating Ralph Hutchison, 4 and 3. In the final match, Byrd overpowered Vic Ghezzi, 7 and 6, in a contest that saw Byrd take the lead on the second hole without ever looking back.

The night after Nelson's semifinal victory, he told his wife, Louise, that the pressure of the year was starting to get to him. He was in the midst of his streak of 11 straight wins and had already won seven in a row. Louise revealed years later that Nelson was disappointed that nobody had beaten him.

Champion: Byron Nelson, Toledo, Ohio	
Site: Moraine CC, Dayton, Ohio	
Date: July 9-15	Purse: \$14,700

Road to the Finals

Byron Nelson beat	Round	Sam Byrd beat
Gene Sarazen, 4 and 3	1st Round	Augie Nordone, 4 and 3
Mike Turnesa, 1-up	2nd Round	Johnny Revolta, 2 and 1
Denny Shute, 3 and 2	Quarterfinals	Vic Ghezzi, 7 and 6
Claude Harmon, 5 and 4	Semifinals	Clarence Doser, 7 and 6



Qual. Score	First Round 36 Holes	Second Round 36 Holes	Quarterfinal 36 Holes	Semifinal 36 Holes	Final 36 Holes
147 Bob Hamilton -----		Grout 5 and 4			
147 Jack Grout -----			Laffoon 1-up (38)		
143 Ky Laffoon -----		Laffoon 4 and 3		Doser 2 and 1	
148 Felix Serafin -----					
140 Harold McSpaden -----		Doser 5 and 4			
147 Clarence Doser -----			Doser 1-up (37)		
145 Toney Penna -----		Penna 2-up			
148 Wayne Timberman -----					
138 Johnny Revolta -----		Revolta 10 and 9	Byrd 2 and 1		Byrd 7 and 6
147 Frank Kringle -----					
144 Sam Byrd -----		Byrd 4 and 3		Byrd 7 and 6	
148 Augie Nordone -----					
141 Herman Barron -----		Barron 5 and 3	Ghezzi 2-up		
147 Harry Nettlebladt -----					
146 Vic Ghezzi -----		Ghezzi 7 and 6			
148 Ed Dudley -----					
138 Byron Nelson -----		Nelson 4 and 3	Nelson 1-up		Nelson 4 and 3
147 Gene Sarazen -----					
143 Mike Turnesa -----		Turnesa 5 and 4		Nelson 3 and 2	
148 John Gibson -----					
140 Denny Shute -----		Shute 4 and 3	Shute 5 and 4		
147 Barney Clark -----					
146 George Schneider -----		Kepler 2 and 1			
148 Bob Kepler -----					
139 Dutch Harrison -----		Johnson 1-up	Hutchison 6 and 5		Nelson 5 and 4
147 Terl Johnson -----					
145 Ralph Hutchison -----		Hutchison 6 and 5			
148 Ted Hoge -----				Harmon 4 and 3	
143 Jim Turnesa -----		Turnesa 9 and 7	Harmon 8 and 7		
147 Byron Härke -----					
147 Claude Harmon -----		Harmon 2 and 1			
148 Verl Stinchcomb -----					

Source: PGA TOUR

1944

Bob Hamilton, a long-shot, upset the 1940 PGA Champion, Byron Nelson, 1-up, in the finals. After the morning round, the match was even as both players shot 70. In the afternoon round, Hamilton won the 19th hole with a birdie 3. Nelson would never get the lead again. Hamilton got to 2-up when Nelson bogeyed the 29th hole, but Nelson birdied the next hole. Another birdie by Nelson at the 33rd hole squared the match, but Hamilton came back to win the next hole with a birdie. They halved the 35th hole with par and went to the final hole, which was a driveable 300 yards. Nelson's drive landed in heavy grass short of the green, while Hamilton was just short of the green. Nelson pitched to within 10 feet of the hole, while Hamilton almost chipped it in, his ball stopping 20 inches away. Nelson did force Hamilton to earn the Championship by making his birdie putt, which he did.

In the semifinals, Nelson rolled past Charles Congdon, 8 and 7. Nelson shot a 67 in the morning round and led 7-up after 18 holes. In the other match, Hamilton beat George Schneider, 1-up.

In the quarterfinals, the match of the day had Hamilton upsetting the leading money-winner, Harold McSpaden, 2 and 1. In a remarkable day of golf, Hamilton played more shots from the woods than on the fairways and played the 35 holes in 5-under par.

Champion: Bob Hamilton, Evansville, Ind.

Site: Manito G & CC, Spokane, Wash.

Date: Aug. 14-20

Purse: \$14,500

Road to the Finals

Bob Hamilton beat	Round	Byron Nelson beat
Gene Kunes, 6 and 5	1st Round	Mike Demassey, 5 and 4
Harry Bassler, 6 and 5	2nd Round	Mark Fry, 7 and 6
Harold McSpaden, 2 and 1	Quarterfinals	Willie Goggin, 4 and 3
George Schneider, 1-up	Semifinals	Charles Congdon, 8 and 7



Qual. Score	First Round 36 Holes	Second Round 36 Holes	Quarterfinal 36 Holes	Semifinal 36 Holes	Final 36 Holes
138 Byron Nelson		Nelson 5 and 4			
146 Mike DeMassey			Nelson 7 and 6		
144 Neil Christian		Fry 2 and 1			
147 Mark Fry				Nelson 4 and 3	
142 Willie Goggin		Goggin 8 and 7	Goggin 4 and 3		
147 Purvis Ferree					Nelson 8 and 7
145 Tony Manero		Manero 1-up (38)			
148 Clayton Aleridge					
141 Sam Byrd		Byrd 4 and 3	Congdon 2 and 1		
147 W.A. Stackhouse				Congdon 6 and 5	
145 Henry Williams Jr.		Congdon 7 and 6			
148 Charles Congdon					
144 Ed Dudley		Dudley 7 and 6	Dudley 1-up (37)		
147 Steve Savel		Hines 7 and 6			
145 Thurman Edwards					
148 Jimmy Hines					
140 Harold McSpaden		McSpaden 7 and 5	McSpaden 8 and 7		
147 Bruce Coltart					
145 Fred Annon		Annon 5 and 4		Hamilton 2 and 1	
148 Harry Nettlebladt					
145 Bob Hamilton		Hamilton 6 and 5	Hamilton 6 and 5		
147 Gene Kunes					Hamilton 1-up
145 Harry Bassler		Bassler 6 and 5			
148 Joe Mozel					
141 Joe Zarhardt		Bell 1-up (37)	Bell 3 and 2		
147 Arthur Bell					
143 Craig Wood		Wood 5 and 4		Schneider 2 and 1	
148 Jimmy D'Angelo					
144 Morrie Gravatt		Penna 3 and 2	Schneider 4 and 3		
147 Toney Penna					
146 Ted Longworth		Schneider 7 and 6			
149 George Schneider					

1943

No Championship played due to World War II

1942 Sam Snead, who was to report to the Navy the day after his match, defeated Corporal Jim Turnesa of the Army, 2 and 1, to win his first major championship. Turnesa toured the course in 70 and jumped out to a 3-up lead after 18 holes. In the afternoon, Turnesa maintained his lead, until a bogey on the 24th cost him a hole. By the end of the front nine, Snead had the match square. Turnesa went on to bogey the 29th hole to go 1-down, then made another bogey at the 30th hole to go 2-down. The match ended on the 35th hole, when Snead holed a spectacular 60-foot chip shot for a birdie to secure the victory.

In the semifinals, Byron Nelson was forced into overtime and drove it out of bounds on the 37th hole to lose the match to Turnesa. Snead was able to reach the finals with his victory over Jimmy Demaret, 3 and 2.

Early-round play saw only one upset as defending PGA Champion Vic Ghezzi was eliminated by Demaret, 4 and 3, in the opening round.

Champion: Sam Snead, Hot Springs, Va.		
Site: Seaview CC, Atlantic City, N.J.		
Date: May 23-31	Par: 36-35-71	Purse: \$7,550

Road to the Finals		
Sam Snead beat	Round	Jim Turnesa beat
Sam Byrd, 7 and 6	1st Round	Dutch Harrison, 6 and 5
Willie Goggin, 9 and 8	2nd Round	Harold McSpaden, 1-up
Ed Dudley, 1-up	Quarterfinals	Ben Hogan, 2 and 1
Jimmy Demaret, 3 and 2	Semifinals	Byron Nelson, 1-up (37)



Qual. Score	First Round 36 Holes	Second Round 36 Holes	Quarterfinal 36 Holes	Semifinal 36 Holes	Final 36 Holes
144 Vic Ghezzi -----		Demaret 4 and 3			
144 Jimmy Demaret ---			Demaret 3 and 2		
142 Bruce Coltart ---		Harmon Jr. 3 and 2		Demaret 7 and 6	
146 Tom Harmon Jr. ---					
140 Craig Wood -----		Wood 5 and 4	Wood 7 and 6		
145 Rod Munday -----					
143 Leland Gibson -----		Gibson 10 and 9			
147 Jimmy Gauntt -----					
139 Sam Byrd -----		Snead 7 and 6	Snead 9 and 8		
144 Sam Snead -----				Snead 1-up	
142 Willie Goggin -----		Goggin 2 and 1			
146 Eddie Burke -----					
141 Ed Dudley -----		Dudley 3 and 2	Dudley 4 and 2		
145 Denny Shute -----					
147 Toney Penna -----		Penna 3 and 2			
147 Jimmy Hines -----					
138 Harry Cooper -----		Cooper 3 and 1	Cooper 1-up		
144 Mike Turnesa -----				Nelson 1-up (39)	
142 Lloyd Mangrum ---		Mangrum 6 and 5			
146 Dick Metz -----					
141 Byron Nelson -----		Nelson 5 and 3	Nelson 2 and 1		
146 Harry Nettlebladt ---					
143 Jimmy Thomson ---		Kirkwood 4 and 2			
147 Joe Kirkwood -----					
139 Jim Turnesa -----		Turnesa 6 and 5	Turnesa 1-up		
144 Dutch Harrison -----					
143 Harold McSpaden ---		McSpaden 7 and 5		Turnesa 2 and 1	
147 Sam Parks Jr. -----					
141 Ben Hogan -----		Hogan 7 and 6	Hogan 9 and 8		
145 Ben Loving -----					
144 Ky Laffoon -----		Laffoon 12 and 11			
147 Vic Bass -----					

Snead 3 and 2

Snead 2 and 1

Turnesa 1-up (37)

1941 Vic Ghezzi defeated Byron Nelson, 1-up, in an extra-hole match that had a bizarre finish. Ghezzi was 3-down after the 27th hole, but squared the match by winning the first three holes on the final nine. On the final hole, both Ghezzi and Nelson missed the green with their second shots. Nelson pitched up to within 15 feet, while Ghezzi chipped his ball four feet away. When Nelson missed his putt, Ghezzi had a shot at ending the

Champion: Vic Ghezzi, Deal, N.J.

Site: Cherry Hills Club, Denver, Colo.

Date: July 7-13 **Par:** 35-36-71 **Purse:** \$10,600

Road to the Finals

Vic Ghezzi beat	Round	Byron Nelson beat
Joe Pezzullo, 3 and 2	1st Round	Bunny Torpey, 1-up
August Nordone, 1-up	2nd Round	William Heinlein, 1-up
Jack Grout, 1-up	3rd Round	Ralph Guldahl, 4 and 3
Jimmy Hines, 8 and 7	Quarterfinals	Ben Hogan, 2-up
Lloyd Mangrum, 1-up	Semifinals	Gene Sarazen, 2 and 1



Qual. Score	First Round 18 Holes	Second Round 18 Holes	Third Round 36 Holes	Quarterfinal 36 Holes	Semifinal 36 Holes	Final 36 Holes
Byron Nelson	Nelson 1-up	Nelson	Nelson 1-up	Nelson 4 and 3	Nelson 2-up	Nelson 2 and 1
147 Bunny Torpey	Heinlein 1-up	Heinlein	Hogan 2-up	Hogan 2 and 1		
143 William Heinlein	Guldahl 7 and 6	Guldahl 2 and 1				
152 Frank Kringle	Kunes 2-up	Kunes				
141 Ralph Guldahl	Hogan 5 and 3	Hogan				
149 Jim Fogerty	Oakley 1-up	Oakley				
145 Gene Kunes	Smith 1-up	Smith 3 and 2				
153 Frank Commisso	Stonehouse 3 and 2	Stonehouse				
140 Ben Hogan	Foulis 2 and 1	Shute 1-up				
148 Frank Walsh	Shute 1-up	Shute 1-up				
144 Bud Oakley	Ryan 3 and 2	Ott by default				
152 Earl Fry	Ott 3 and 2					
142 Horton Smith	Fazio 1-up	Coltart 1-up (19)				
150 Paul Runyan	Coltart 3 and 2	Sarazen 9 and 7				
146 Frank Champ	Sarazen 5 and 4	Sarazen 1-up (19)				
153 Ralph Stonehouse	Penna 5 and 4					
139 Dutch Harrison	Snead 1-up (23)	Snead 7 and 6				
148 Jim Foulis	Greenwaldt 5 and 4	Snead 1-up				
144 Denny Shute	Bassler 4 and 3	Turnesa 4 and 2				
152 Ray Mangrum	Turnesa 2 and 1					
141 Jack Ryan	Fry 2 and 1	Fry 6 and 5				
150 Bob Hunsick Jr.	Wood 3 and 2					
146 Leonard Ott	Wood 3 and 2					
153 Dave O'Connell	Mangrum 5 and 4	Mangrum 3 and 1				
140 George Fazio	Sheppard 2 and 1					
149 Charles Malloy	Grout 4 and 3	Grout 1-up				
145 Bruce Coltart	Coleman 1-up					
153 Carl Beljan	Ghezzi 3 and 2	Ghezzi 1-up				
143 Gene Sarazen	Ghezzi 3 and 2	Ghezzi 1-up				
151 Joe Burch	Nordone 4 and 2					
146 William Francis	Schneider 4 and 2	McSpaden 3 and 2				
154 Toney Penna	McSpaden 1-up (21)	Hines 6 and 4				
138 Sam Snead	Dudley 2 and 1	Hines 3 and 2				
148 Earl Martin	Hines 1-up					
144 Henry Picard						
152 Phil Greenwaldt						
141 Harry Bassler						
149 Rut Coffey						
146 Mike Turnesa						
153 Lee Kosten						
140 Henry Ransom						
148 Mark Fry						
145 Craig Wood						
152 C. Norworthy						
142 Lloyd Mangrum						
150 Floyd Farley						
146 Charles Sheppard						
153 Leo Mallory						
140 Jimmy Demaret						
148 Jack Grout						
144 Fay Coleman						
152 Joe Robinson						
142 Vic Ghezzi						
150 Joe Pezzullo						
146 Dick Metz						
153 Augie Nordone						
141 Herman Keiser						
149 George Schneider						
145 Harold McSpaden						
153 Jimmy Thomson						
143 Ed Dudley						
151 Buddy Poteet						
147 Al Nelson						
154 Jimmy Hines						

Ghezzi
1-up (38)

contest, but missed the match-winning putt. At the 37th hole, Ghezzi had another chance to win the match with a 10-footer for birdie, but missed. On the next hole, both missed the green with their second shots and chipped up to within three feet. They were so close that even the referee couldn't determine who would putt first, so they flipped a coin. Nelson won the toss, but missed his putt. Ghezzi had another chance at victory and was able to sink the putt.

In the semifinals, the match of the day was between Nelson and Gene Sarazen. Lord Byron was able to defeat Sarazen, 2-and-1. After the morning round, Sarazen had a 1-up lead as he shot 69, but after the 28th hole, Nelson had the lead for the first time in the match. Going into the 35th hole, Nelson held a 1-up lead. Sarazen ran his birdie putt five feet past, then missed that putt to lose the hole and the match. In the other match, Ghezzi was able to hang on to beat Lloyd Mangrum 1-up, despite shooting a 40.

On the first day of play, numerous upsets saw some of the past champions getting eliminated early, with Paul Runyan losing a tough match on the last hole to Horton Smith, 1-up. Henry Picard was beaten by Phil Greenwaldt, 5 and 4. Jimmy Demaret was eliminated by Jack Nicklaus' future teacher, Jack Grout, 4 and 3, and Dutch Harrison lost to Jim Foulis, 2 and 1.

1940 Byron Nelson won his first PGA Championship by edging Sam Snead, 1-up. Nelson took an early 2-up lead by shooting 71 in the morning round, but Snead fought back in the afternoon round, shooting 68. Snead took a 1-up lead to the 34th hole, but Nelson birdied the hole to remain 2-down. Snead almost ran in a 20-footer that would have tied the hole. At the 35th hole, Nelson hit a superb wedge to within two feet, while Snead was six feet

Champion: Byron Nelson, Toledo, Ohio

Site: Hershey CC, Hershey Pa.

Date: Aug. 26 - Sept. 2 **Par:** 36-37-73 **Purse:** \$11,050

Road to the Finals

Byron Nelson beat	Round	Sam Snead beat
Dick Shoemaker, 4 and 3	1st Round	Nelson Giddens, 2 and 1
Frank Walsh, 1-up (20)	2nd Round	Charles Sheppard, 3 and 2
Dick Metz, 2 and 1	3rd Round	Jimmy Hines, 7 and 6
Eddie Kirk, 6 and 5	Quarterfinals	Gene Sarazen, 1-up
Ralph Guldahl, 1-up	Semifinals	Harold McSpaden, 5 and 4



Qual. Score	First Round 18 Holes	Second Round 18 Holes	Third Round 36 Holes	Quarterfinal 36 Holes	Semifinal 36 Holes	Final 36 Holes
142 Henry Picard		Picard 6 and 4	Picard			
153 Leonard Gallett			Picard 4 and 3			
153 Jimmy Thomson		Gerlak 1-up		Sarazen 1-up		
153 Alex Gerlak						
148 George Fazio		Mangrum 3 and 2	Sarazen 2 and 1		Snead 1-up	
151 Ray Mangrum						
148 Gene Sarazen		Sarazen 4 and 3				
151 Stan Staszowski						
151 Reggie Myles		Hill 1-up (21)	Hines 2 and 1			
148 Ray Hill						
148 Jimmy Hines		Hines 1-up (19)		Snead 7 and 6		
150 Eddie Burke						
154 Nelson Giddens		Snead 2 and 1	Snead 3 and 2			Snead 5 and 4
147 Sam Snead						
151 Gene Marchi		Sheppard 4 and 3				
150 Charles Sheppard						
148 John Gibson		Gibson 4 and 3	Dudley 2 and 1			
149 Al Espinosa						
145 Ed Dudley		Dudley 5 and 4		Runyan 4 and 3		
154 Henry Bontempo						
152 Alex Follmer		Watrous 5 and 4	Runyan 3 and 2		McSpaden 8 and 6	
147 Al Watrous						
149 Paul Runyan		Runyan 1-up				
153 Al Zimmerman						
152 Walter Hagen		Hagen 1-up	Hagen 2 and 1			
153 Gil Sellers						
146 Vic Ghezzi		Ghezzi 2 and 1		McSpaden 1-up		
152 George Smith						
141 Harold McSpaden		McSpaden 3 and 2	McSpaden 2 and 1			
150 Stan Parzick						
149 Herman Keiser		Keiser 5 and 3				
153 Harry Cooper						
148 Ky Laffoon		Laffoon 1-up (20)	Metz 3 and 2	Nelson 2 and 1		
154 Joe Turnesa						
151 John Thoren		Metz 3 and 2				
140 Dick Metz						
153 Dutch Harrison		Walsh 2 and 1	Nelson 1-up (20)		Nelson 6 and 5	
147 Frank Walsh						
152 Dick Shoemaker		Nelson 4 and 3				
151 Byron Nelson						
152 Arthur Clark		Clark 1-up	Clark 1-up			
148 Johnny Revalta						
149 Tom Harmon Jr.		Burke 3 and 2		Kirk 5 and 4		
152 Billy Burke						
148 Jimmy Demaret		Demaret 3 and 2	Kirk 2 and 1			
152 Errie Ball						
149 Eddie Kirk		Kirk 1-up (19)				
152 Rod Munday						
149 Toney Penna		Francis 1-up (20)	Brosch 5 and 4	Hogan 5 and 4		Nelson 1-up
152 Red Francis						
150 Horton Smith		Brosch 3 and 2				
152 Al Brosch						
145 Ben Hogan		Hogan 3 and 2	Hogan 5 and 4			
152 Frank Champ						
153 Leland Gibson		Nettlebladt 3 and 1			Guldahl 3 and 2	
152 Harry Nettlebladt						
146 John Kinder		Kinder 2 and 1	Guldahl 6 and 5	Guldahl 5 and 3		
153 Pat Tiso						
153 George Picard		Guldahl 3 and 2				
152 Ralph Guldahl						
153 Walter Romans		Wood 5 and 4	Foulis 1-up (19)			
152 Craig Wood						
153 Henry Kaiser		Foulis 2 and 1				
149 Jim Foulis						

away. Snead missed his putt, and Nelson made his to go 1-up. At the final hole, a par-3, Nelson hit another splendid shot, this time with a 3-iron to just 10 feet away. Snead hit his shot just off the green. When Snead missed his shot, Nelson hit his putt to within inches for a tap-in and the victory.

The semifinal matches ended with Nelson beating Ralph Guldahl, 1-up, and Snead rolling over Harold McSpaden, 5 and 4.

In the quarterfinals, the match of the day had Gene Sarazen pitted against Snead, with Snead winning, 1-up. Snead was 3-down after the 28th hole, but won the 29th with a birdie, the 31st with a par and the 33rd with a par. When Snead made a birdie at the 34th hole to take a 1-up lead, it was the first time in the match that he had been up. The 35th and 36th holes were halved with pars.

1939 In an exciting overtime match, Henry Picard won a 1-up decision over Byron Nelson to claim his only PGA Championship. Picard recorded birdies on the 36th and 37th holes to seal the match. Picard led most of the way, until Nelson birdied the 29th hole to square the match. When Nelson birdied the 32nd hole, it was the first time in the match that he was in the lead. It was a dramatic birdie for Nelson, who almost drove the 330-yard green. They

Champion: Henry Picard, Hershey, Pa.


Site: Pomonok CC, Flushing, N.Y.

Date: July 9-15

Purse: \$10,600

Road to the Finals

Henry Picard beat	Round	Byron Nelson beat
Earl Martin, 6 and 4	1st Round	Chuck Garringer, 4 and 2
Joseph Zarhardt, 2-up	2nd Round	William Francis, 3 and 1
Al Watrous, 8 and 7	3rd Round	Johnny Revolta, 6 and 4
Rod Munday, 2 and 1	Quarterfinals	Emerick Kocsis, 10 and 9
Dick Metz, 1-up	Semifinals	Dutch Harrison, 9 and 8



Qual. Score	First Round 18 Holes	Second Round 18 Holes	Third Round 36 Holes	Quarterfinal 36 Holes	Semifinal 36 Holes	Final 36 Holes
144 Paul Runyan		Runyan 3 and 1	Runyan 3 and 2	Runyan 3 and 2	Metz 2 and 1	Picard 1-up
144 Morie Dutra		Champ 1-up				
142 Fay Coleman						
148 Frank Champ						
143 Tony Joy		Espinosa 1-up (19)	Hogan 5 and 4			
143 Abe Espinosa						
138 Ben Hogan		Hogan 7 and 6				
148 Steve Zappe						
144 Jimmy Thomson		Barron 2-up	Burke 2 and 1	Metz 6 and 4		
142 Herman Barron						
142 Billy Burke		Burke 1-up				
143 Jim Faulis		Metz 7 and 6	Metz 1-up			
140 Dick Metz						
144 Pat Circelli		Brosch 1-up				
140 Al Brosch						
145 Reggie Myles		Laffoon 3 and 2	O'Connor 2-up	Munday 2-up	Picard 2 and 1	
138 Ky Laffoon						
144 Dick Shoemaker		O'Connor 7 and 5				
143 Tom O'Connor						
148 Al Morley		Ryan 1-up	Munday 2-up			
140 Gene Sarazen		Munday 1-up (21)				
146 Jack Ryan						
148 Felix Serafin		Picard 6 and 4	Picard 2-up	Picard 8 and 7		
146 Rod Munday		Zarhardt 2-up				
140 Henry Picard						
146 Earl Martin		Tucker 1-up	Watrous 5 and 3			
142 Louis Chiapetta						
147 Joe Zarhardt		Watrous 1-up				
144 Harold McSpaden						
144 Ken Tucker		Harrison 3 and 2	Harrison 3 and 2	Harrison 10 and 9	Harrison 4 and 3	Nelson 9 and 8
140 Al Watrous		Farrell 1-up				
145 Tom Lo Presti		Turnesa 2 and 1	Coltart 1-up (21)			
138 Dutch Harrison						
148 John Kinder		Coltart 4 and 3				
147 Johnny Farrell						
140 Charles Schneider		Doser 3 and 1	Doser 2-up	Smith 4 and 2		
142 Harry Cooper						
145 Mike Turnesa		Guldahl 4 and 3				
142 Bruce Coltart						
147 Buddy Petet						
145 Clarence Doser						
144 Rut Coffey						
141 Ralph Guldahl						
145 Clarence Owens						
139 Ray Mangrum						
143 Sam Parks Jr.						
141 Horton Smith						
143 Eddie Schultz						
138 Emerick Kocsis						
143 John Gibson						
142 Vic Ghezzi						
143 Joe Belfore						
143 Denny Shute						
144 Ted Luther						
145 Willie Goggin						
145 Leo Diegel						
142 Joe Turnesa						
142 Johnny Revolta						
144 Walter Hagen						
146 Tony Manero						
143 Byron Nelson						
147 Chuck Garringer						
143 Guy Paulsen						
147 William Francis						

halved the 33rd hole with birdies, and on the next hole, Picard saved the match by making a 25-footer for par to prevent him from going 2-down. They halved the 35th hole with pars and then, at the final hole, which was only 300 yards long, both players were just short of the green with their drives. Nelson hit a poor second shot to within 12 feet, and Picard hit his four feet away. Nelson missed his putt, and Picard made his to send the match into overtime. At the 37th hole, Picard hit his drive under a movie truck, while Nelson was down the middle. Nelson hit his shot to five feet. After Picard got relief from the obstruction, he knocked his second shot seven feet away. Picard stepped up and sank the putt. Nelson missed his attempt.

In the semifinals, Nelson rolled over Dutch Harrison, 10 and 9. In the other match, Picard had a tough time with Dick Metz, and the match was settled on the final green, with Picard getting a 1-up victory.

The quarterfinals saw the departure of the defending PGA Champion, as Metz beat Paul Runyan, 2 and 1.

The opening day saw Walter Hagen and Gene Sarazen, who between them had won eight of the 22 Championships, lose first-round matches. Tony Manero beat Hagen, 1-up, and Jack Ryan beat Sarazen 1-up.

Picard
1-up (37)

1938 New York native Paul Runyan defeated Sam Snead, 8 and 7, and win his second PGA Championship. Runyan's short game produced a 67 in the morning, good for a 5-up lead. He made the turn in 35, with a 7-up advantage, then won the 28th hole, closing out the match with a half on the 29th. Runyan was 24-under-par for the 196 holes he played, and in his last 70 holes, only made one bogey.

Champion: Paul Runyan, White Plains, N.Y.
Site: Shawnee CC, Shawnee-on-Delaware, Pa.
Date: July 10-16 Par: 37-35-72 Purse: \$10,000

Road to the Finals

Paul Runyan beat	Round	Sam Snead beat
Levi Lynch, 5 and 4	1st Round	Frank Champ, 4 and 3
Tony Manero, 3 and 2	2nd Round	Terl Johnson, 4 and 3
Ray Mangrum, 1-up (37)	3rd Round	Felix Serafin, 4 and 3
Horton Smith, 4 and 3	Quarterfinals	Jim Foulis, 8 and 7
Henry Picard, 4 and 3	Semifinals	Jimmy Hines, 1-up



Qual. Score	First Round 18 Holes	Second Round 18 Holes	Third Round 36 Holes	Quarterfinal 36 Holes	Semifinal 36 Holes	Final 36 Holes
Denny Shute-----	Shute 3 and 2	Shute 7 and 6	Hines 2 and 1	Hines 2 and 1	Snead 1-up	
151 Clyde Usina-----	Thoren 4 and 2	Hines 2 and 1	Nelson 11 and 10	Snead 8 and 7		
145 John Thoren-----	Walsh 2 and 1	Hines 2 and 1	Nelson 11 and 10	Snead 8 and 7		
145 Leo Mallory-----	Hines 3 and 1	Nelson 11 and 10	Nelson 11 and 10	Snead 8 and 7		
143 Frank Walsh-----	Hines 3 and 1	Nelson 11 and 10	Nelson 11 and 10	Snead 8 and 7		
148 Tony Butler-----	Nelson 5 and 4	Nelson 11 and 10	Nelson 11 and 10	Snead 8 and 7		
143 Jimmy Hines-----	Krueger 2 and 1	Nelson 11 and 10	Nelson 11 and 10	Snead 8 and 7		
148 Alex Watson-----	Dudley 3 and 2	Bassler 4 and 3	Nelson 11 and 10	Snead 8 and 7		
140 Byron Nelson-----	Dudley 3 and 2	Bassler 4 and 3	Nelson 11 and 10	Snead 8 and 7		
151 Clarence Yockey-----	Krueger 2 and 1	Bassler 4 and 3	Nelson 11 and 10	Snead 8 and 7		
144 Alvin Krueger-----	Dudley 3 and 2	Bassler 4 and 3	Nelson 11 and 10	Snead 8 and 7		
146 Ian Robertson-----	Dudley 3 and 2	Bassler 4 and 3	Nelson 11 and 10	Snead 8 and 7		
141 Ed Dudley-----	Dudley 3 and 2	Bassler 4 and 3	Nelson 11 and 10	Snead 8 and 7		
150 Johnny Farrell-----	Dudley 3 and 2	Bassler 4 and 3	Nelson 11 and 10	Snead 8 and 7		
144 Harry Bassler-----	Dudley 3 and 2	Bassler 4 and 3	Nelson 11 and 10	Snead 8 and 7		
146 Alex Gerlak-----	Dudley 3 and 2	Bassler 4 and 3	Nelson 11 and 10	Snead 8 and 7		
138 Marvin Stahl-----	Dudley 3 and 2	Bassler 4 and 3	Nelson 11 and 10	Snead 8 and 7		
151 Clarence Clark-----	Dudley 3 and 2	Bassler 4 and 3	Nelson 11 and 10	Snead 8 and 7		
145 Gene Marchi-----	Dudley 3 and 2	Bassler 4 and 3	Nelson 11 and 10	Snead 8 and 7		
145 George Whitehead-----	Dudley 3 and 2	Bassler 4 and 3	Nelson 11 and 10	Snead 8 and 7		
141 Jimmy Thomson-----	Dudley 3 and 2	Bassler 4 and 3	Nelson 11 and 10	Snead 8 and 7		
150 Guy Paulsen-----	Dudley 3 and 2	Bassler 4 and 3	Nelson 11 and 10	Snead 8 and 7		
144 Jim Foulis-----	Dudley 3 and 2	Bassler 4 and 3	Nelson 11 and 10	Snead 8 and 7		
147 Willie Goggin-----	Dudley 3 and 2	Bassler 4 and 3	Nelson 11 and 10	Snead 8 and 7		
139 Sam Snead-----	Dudley 3 and 2	Bassler 4 and 3	Nelson 11 and 10	Snead 8 and 7		
150 Frank Champ-----	Dudley 3 and 2	Bassler 4 and 3	Nelson 11 and 10	Snead 8 and 7		
144 Terl Johnson-----	Dudley 3 and 2	Bassler 4 and 3	Nelson 11 and 10	Snead 8 and 7		
146 Henry Ransom-----	Dudley 3 and 2	Bassler 4 and 3	Nelson 11 and 10	Snead 8 and 7		
141 Harry Cooper-----	Dudley 3 and 2	Bassler 4 and 3	Nelson 11 and 10	Snead 8 and 7		
150 Felix Serafin-----	Dudley 3 and 2	Bassler 4 and 3	Nelson 11 and 10	Snead 8 and 7		
144 Ky Laffoon-----	Dudley 3 and 2	Bassler 4 and 3	Nelson 11 and 10	Snead 8 and 7		
147 Alex Follmer-----	Dudley 3 and 2	Bassler 4 and 3	Nelson 11 and 10	Snead 8 and 7		
136 Frank Moore-----	Dudley 3 and 2	Bassler 4 and 3	Nelson 11 and 10	Snead 8 and 7		
151 Errie Ball-----	Dudley 3 and 2	Bassler 4 and 3	Nelson 11 and 10	Snead 8 and 7		
145 Willie Klein-----	Dudley 3 and 2	Bassler 4 and 3	Nelson 11 and 10	Snead 8 and 7		
145 Billy Burke-----	Dudley 3 and 2	Bassler 4 and 3	Nelson 11 and 10	Snead 8 and 7		
143 Horton Smith-----	Dudley 3 and 2	Bassler 4 and 3	Nelson 11 and 10	Snead 8 and 7		
148 Mike DeMassey-----	Dudley 3 and 2	Bassler 4 and 3	Nelson 11 and 10	Snead 8 and 7		
143 Francis Gallett-----	Dudley 3 and 2	Bassler 4 and 3	Nelson 11 and 10	Snead 8 and 7		
147 Leo Diegel-----	Dudley 3 and 2	Bassler 4 and 3	Nelson 11 and 10	Snead 8 and 7		
140 Ray Mangrum-----	Dudley 3 and 2	Bassler 4 and 3	Nelson 11 and 10	Snead 8 and 7		
150 Ted Luther-----	Dudley 3 and 2	Bassler 4 and 3	Nelson 11 and 10	Snead 8 and 7		
144 Sam Parks Jr.-----	Dudley 3 and 2	Bassler 4 and 3	Nelson 11 and 10	Snead 8 and 7		
146 Harold McSpaden-----	Dudley 3 and 2	Bassler 4 and 3	Nelson 11 and 10	Snead 8 and 7		
141 Paul Runyan-----	Dudley 3 and 2	Bassler 4 and 3	Nelson 11 and 10	Snead 8 and 7		
150 Levi Lynch-----	Dudley 3 and 2	Bassler 4 and 3	Nelson 11 and 10	Snead 8 and 7		
144 Tony Manero-----	Dudley 3 and 2	Bassler 4 and 3	Nelson 11 and 10	Snead 8 and 7		
147 Joe Belfore-----	Dudley 3 and 2	Bassler 4 and 3	Nelson 11 and 10	Snead 8 and 7		
138 Harry Nettlebladt-----	Dudley 3 and 2	Bassler 4 and 3	Nelson 11 and 10	Snead 8 and 7		
151 John Kinder-----	Dudley 3 and 2	Bassler 4 and 3	Nelson 11 and 10	Snead 8 and 7		
145 Gene Sarazen-----	Dudley 3 and 2	Bassler 4 and 3	Nelson 11 and 10	Snead 8 and 7		
145 Leo Walper-----	Dudley 3 and 2	Bassler 4 and 3	Nelson 11 and 10	Snead 8 and 7		
142 Jimmy Demaret-----	Dudley 3 and 2	Bassler 4 and 3	Nelson 11 and 10	Snead 8 and 7		
149 Frank Rodio-----	Dudley 3 and 2	Bassler 4 and 3	Nelson 11 and 10	Snead 8 and 7		
143 Johnny Revolta-----	Dudley 3 and 2	Bassler 4 and 3	Nelson 11 and 10	Snead 8 and 7		
147 Wiffy Cox-----	Dudley 3 and 2	Bassler 4 and 3	Nelson 11 and 10	Snead 8 and 7		
140 Henry Picard-----	Dudley 3 and 2	Bassler 4 and 3	Nelson 11 and 10	Snead 8 and 7		
150 Andrew Gibson-----	Dudley 3 and 2	Bassler 4 and 3	Nelson 11 and 10	Snead 8 and 7		
144 Leo Fraser-----	Dudley 3 and 2	Bassler 4 and 3	Nelson 11 and 10	Snead 8 and 7		
146 Bob Shave-----	Dudley 3 and 2	Bassler 4 and 3	Nelson 11 and 10	Snead 8 and 7		
141 Dick Metz-----	Dudley 3 and 2	Bassler 4 and 3	Nelson 11 and 10	Snead 8 and 7		
150 Dick Renagan-----	Dudley 3 and 2	Bassler 4 and 3	Nelson 11 and 10	Snead 8 and 7		
144 Ralph Guldahl-----	Dudley 3 and 2	Bassler 4 and 3	Nelson 11 and 10	Snead 8 and 7		
147 John Malutic-----	Dudley 3 and 2	Bassler 4 and 3	Nelson 11 and 10	Snead 8 and 7		

Runyan
8 and 7

The semifinals featured one of the best matches in PGA Championship history, with Snead beating Jimmy Hines, 1-up. It took a finish of four consecutive 3s on Snead's part to win, and if the contest had been decided by stroke play, Hines, who was 8-under for the day, would have defeated Snead by one stroke. In the 147 holes of match play, Snead was 21-under-par. In the other match, Paul Runyan was 6-under in 33 holes and easily beat Henry Picard, 4 and 3.

In the third round, Denny Shute's attempt to win his third straight PGA Championship was halted when Jimmy Hines eliminated him, 2-and-1. In other third-round action, Byron Nelson routed Harry Bassler, 11 and 10, in perhaps the most sensational day of golf in PGA Championship history. He had a 64 in the morning round, in which he won eight of the first nine holes. He went to lunch after winning 12 holes and halving the rest.

1937 Denny Shute won his second consecutive PGA Championship in overtime, as he defeated Harold McSpaden, 1-up after 37 holes. McSpaden jumped out to a 3-up lead after the first five holes. But Shute found his putting stroke, one-putting nine of the next 13 holes, squaring the match after the front side and then turning things around to finish the morning round 3-up. In the early stages of the afternoon round, McSpaden was 2-under-par and

Champion: Denny Shute, W. Newton, Mass.

Site: Pittsburgh Field Club, Aspinwall, Pa.

Date: May 26-30

Purse: \$9,200

Road to the Finals

Denny Shute beat	Round	Harold McSpaden beat
Joe Turnesa, 2 and 1	1st Round	Clarence Clark, 3 and 2
Olin Dutra, 3 and 2	2nd Round	Bunny Torpey, 1-up (20)
Ed Dudley, 3 and 2	3rd Round	Sam Snead, 3 and 2
Jimmy Hines, 4 and 3	Quarterfinals	Henry Picard, 1-up (39)
Tony Manero, 1-up	Semifinals	Ky Laffoon, 2 and 1



Qual. Score	First Round 18 Holes	Second Round 18 Holes	Third Round 36 Holes	Quarterfinal 36 Holes	Semifinal 36 Holes	Final 36 Holes
149 Denny Shute						
151 Joe Turnesa		Shute 2 and 1	Shute 3 and 2	Shute 3 and 2	Shute 4 and 3	Shute 1-up
148 Olin Dutra		Dutra 3 and 2				
154 Clarence Doser						
145 Ed Dudley		Dudley 5 and 3	Dudley 4 and 3			
152 Herman Barron						
149 Bruce Coltart		Wilcox 2 and 1				
156 Pat Wilcox						
143 Paul Runyan		Runyan 4 and 3	Runyan 2 and 1			
151 Levi Lynch		Goggin 6 and 4		Hines 2 and 1		
148 Willie Goggin						
155 Sam Schneider		Hines 6 and 4	Hines 1-up			
147 Jimmy Hines		Espinosa 3 and 1				
153 Clarence Owens						
150 Al Espinosa		Cooper 4 and 3	Cooper 1-up	Cooper 5 and 4		
156 Clark Morse		Revolta 4 and 3				
142 Harry Cooper						
151 Ben Richter		Sarazen 3 and 2	Foulis 1-up			
154 Johnny Revolta		Foulis 5 and 4				
147 Eddie Schultz		Ghezzi 3 and 2	Ghezzi 1-up			
153 Gene Sarazen		Parks Jr. 2 and 1		Manero 3 and 1		
150 Jim Foulis		Manero 2 and 1	Manero 4 and 3			
156 George Kerrigan		Macfarlane 1-up				
145 Vic Ghezzi						
152 Mike Turnesa		Nelson 2 and 1	Nelson 4 and 2	Nelson 5 and 4		
148 Jimmy Demaret		Wood 1-up				
156 Sal DiBuono		Schneider 4 and 3	Farrell 1-up			
147 Lloyd Gullickson		Farrell 2-up				
153 Tony Manero		Laffoon 5 and 4	Laffoon 2 and 1	Laffoon 3		
151 Bud Oakley		Burke 5 and 4				
157 Willie Macfarlane		Thomson 3 and 1	Thomson 2 and 1			
139 Byron Nelson		Guldahl 6 and 4				
151 Leo Diegel						
148 Craig Wood		McSpaden 3 and 2	McSpaden 1-up (20)	McSpaden 3 and 2		
154 Joe Belfore		Torpey 3 and 2				
146 Neil Christian		Snead 4 and 3	Snead 2-up			
152 Charles Schneider		Kreuger 3 and 2				
149 George Schneider		Bernardi 1-up	Picard 1-up			
156 Johnny Farrell		Picard 5 and 4				
143 Ky Laffoon		Smith 3 and 2	Smith 1-up (19)			
152 John Shimkonis						
148 Billy Burke						
155 Steve Zappe						
147 Jimmy Thomson						
153 Dan Galgano						
151 Ralph Guldahl						
157 John Kinder						
143 Harold McSpaden						
151 Clarence Clark						
148 Ted Longworth						
154 Bunny Torpey						
147 Sam Snead						
153 Jack Sabal						
150 Alvin Kreuger						
156 George Dickenbaugh						
157 Sam Bernardi						
151 Tommy Armour						
148 Henry Picard						
154 Perry Del Vecchio						
149 Horton Smith						
156 Harry Nettleblad						
152 Al Watrous						
145 Bill Mehlhorn						

won four holes to go to the back side with a 1-up lead. When McSpaden bogeyed the 28th hole, the match was square. When Shute made bogeys at the 31st and 32nd holes, McSpaden was 2-up again. McSpaden bunkered his tee shot on the 34th hole, wasn't able to get it up and down for par and was only 1-up. On the 35th hole, McSpaden badly pulled his second shot under a tree and lost the hole to Shute's bogey. Going into the last hole, the match was square again when McSpaden's tee shot hit a spectator, bouncing into the fairway. McSpaden then hit a great second shot to within four feet of the hole. Shute hit his first putt about three feet short of the hole, giving McSpaden a chance to win the match. McSpaden could not capitalize and missed his putt as well. Shute made his putt to send the match into overtime. On the first playoff hole McSpaden missed a 10-footer for par, and Shute made his four-footer to win.

The semifinals were billed as the "Battle of Champions," as Shute faced Tony Manero, U.S. Open winner. Shute won the 33rd and 34th holes to win the match, 3 and 2. In the other semifinal match, McSpaden defeated Ky Laffoon, 2 and 1.

On the first day of play, five former PGA Champions went down in defeat, with the only survivors being the defender, Denny Shute, and Paul Runyan.

1936

Denny Shute played David to Jimmy Thomson's Goliath. Outdriven by as much as 60 yards on many holes, Shute used his irons and putter to turn back Thomson, 3 and 2. In the morning round, Thomson shot 77 to Shute's 74, but Shute could only muster a 1-up lead. During the afternoon round, Shute started to pull away with a 30-foot birdie putt at the 29th hole. Despite a 2-up lead, Shute struggled with every aspect of his game, except his putting. On the

Champion: Denny Shute, Boston, Mass.

Site: Pinehurst CC, Pinehurst, N.C.

Date: Nov. 17-22 **Par:** 36-36-72 **Purse:** \$9,200

Road to the Finals

Denny Shute beat	Round	Jimmy Thomson beat
Alex Gerlak, 5 and 4	1st Round	Rod Munday, 5 and 4
Al Zimmerman, 3 and 2	2nd Round	Willie Klein, 3 and 2
Billy Burke, 2 and 1	3rd Round	Henry Picard, 4 and 2
Horton Smith, 3 and 2	Quarterfinals	Harold McSpaden, 1-up
Bill Mehlhorn, 1-up	Semifinals	Craig Wood, 4 and 3



Qual. Score	First Round 18 Holes	Second Round 18 Holes	Third Round 36 Holes	Quarterfinal 36 Holes	Semifinal 36 Holes	Final 36 Holes
145 Johnny Revolta	Revolta 6 and 5		McSpaden 1-up (19)			
155 Marshall Crishton				McSpaden 4 and 3		
150 Harold McSpaden	McSpaden 6 and 4					
154 Joe Belfore						
147 Leo Walper	Walper 5 and 3		Walper 2 and 1			
155 Walter Kozak						
152 Clarence Hackney	Hackney 1-up (21)					
156 Orm Beaupre						
152 Willie Klein	Klein 2 and 1					
153 Ralph Beach						
150 Jimmy Thomson	Thomson 5 and 4		Thomson 3 and 2			
153 Rod Munday				Thomson 4 and 2		
152 Alvin Krueger	Krueger 2 and 1					
156 Eddie Schultz						
147 Henry Picard	Picard 2-up		Picard 5 and 4			
155 Leo Mallory						
148 Harry Cooper	Cooper 2 and 1		Cooper 3 and 2			
154 Ted Luther						
155 Clarence Doser	Doser 2 and 1			Wood 2 and 1		
151 Paul Runyan						
147 Craig Wood	Wood 2 and 1		Wood 1-up			
156 John Kinder						
155 Frank Walsh	Walsh 5 and 4					
152 Ian Robertson						
149 Errie Ball	Ball 1-up (19)					
153 Ralph Stonehouse						
151 Bobby Cruickshank	Cruickshank 4 and 3		Cruickshank 2 and 1			
154 Matt Kowal				Manero 4 and 2		
152 Mortie Dutra	Dutra 4 and 3					
152 Tommy Armour			Manero 6 and 5			
145 Tony Manero	Manero 1-up (23)					
152 Jimmy Demaret						
151 Horton Smith	Smith 1-up		Smith 6 and 5			
154 Jack Forrester				Smith 2 and 1		
156 Jack Patroni	Patroni 1-up					
145 Gene Sarazen						
152 Willie Goggin	Goggin 3 and 2		Goggin 5 and 4			
155 Louis Chiapetta						
149 Les Madison	Madison 3 and 2					
156 Radar Jewett						
152 Al Zimmerman	Zimmerman 1-up		Shute 3 and 2			
154 Bill Jelliffe						
149 Alex Gerlak	Shute 5 and 4			Shute 2 and 1		
154 Denny Shute						
146 Billy Burke	Burke 1-up		Burke 4 and 3			
155 Francis Gallett						
154 Ky Laffoon	Laffoon 4 and 3					
151 Walter Pursey						
154 Bill Mehlhorn	Mehlhorn 6 and 5		Mehlhorn 1-up (23)			
147 Neil Christian						
151 Dick Metz	Metz 2-up			Mehlhorn 6 and 4		
155 Les Bolstad						
147 Ed Dudley	Dudley 3 and 2		Dudley 2 and 1			
155 Herman Barron						
152 Tom LoPresti	LoPresti 5 and 4					
155 Clarence Yockey						
150 Jimmy Hines	Hines 2-up		Hines 2 and 1			
153 Ted Turner						
146 Ray Mangrum	Mangrum 2 and 1			Hines 4 and 3		
156 Abe Espinosa						
152 Vic Ghezzi	Ghezzi 5 and 4		Ghezzi 1-up			
153 Mike Turnesa						
143 Fay Coleman	Coleman 1-up					
156 Ben Richter						

Shute
3 and 2

31st hole, Shute hit a poor drive in the waste area and scuffed his next shot short of the green. Thomson hit his second shot on the green, while Shute pitched up 20 feet away. After Thomson safely secured his par, Shute made his putt for a half. The next two holes were halved with pars, and Shute closed out the match on the 34th hole, when he hit a spectacular second shot just three feet away on the par-5. When Thomson missed his birdie putt, Shute knocked his putt in for eagle, a 3-and-2 victory and the PGA Championship.

Notable players who didn't make it to match play were Walter Hagen, Leo Diegel, Sam Parks Jr., Byron Nelson and Jim Turnesa. During first-day play, all former PGA Champions in the field were eliminated as Gene Sarazen, Tommy Armour and Paul Runyan lost their matches. Meanwhile, defending PGA Champion Johnny Revolta was defeated in the second round.

1935 Weather played a key role in the finals, with frigid northern blasts numbing both 40-year old legend Tommy Armour and upstart 24-year-old Johnny Revolta. Despite being 16 years older and having won every major tournament a professional could win, Armour couldn't secure his second PGA Championship. Revolta started off with a birdie on the first hole, and Armour was never able to square the match again. After a front-nine 33,

Champion: Johnny Revolta, Milwaukee, Wis.

Site: Twin Hills CC, Oklahoma City, Okla.

Date: Oct. 18-23 **Purse:** \$7,820

Road to the Finals

Johnny Revolta beat	Round	Tommy Armour beat
Walter Hagen, 1-up	1st Round	Willie Klein, 1-up
Jimmy Hines, 1-up	2nd Round	Charles Schneider, 3 and 2
Pat Circelli, 4 and 2	3rd Round	Ky Laffoon, 3 and 2
Eddie Schultz, 4 and 2	Quarterfinals	Ed Dudley, 1-up (39)
Al Zimmerman, 4 and 3	Semifinals	Al Watrous, 2 and 1



Qual. Score	First Round 18 Holes	Second Round 18 Holes	Third Round 36 Holes	Quarterfinal 36 Holes	Semifinal 36 Holes	Final 36 Holes
Paul Runyan	Runyan 5 and 3	Runyan 3 and 2	Runyan 9 and 8	Zimmerman 3 and 2	Revolta 4 and 3	
145 Louis Chiapetta	Dutra 6 and 5	Manero 1-up	Zimmerman 7 and 6	Revolta 4 and 2	Revolta 5 and 4	
146 Mortie Dutra	Manero 4 and 2	Lynch 4 and 2	Circelli 3 and 2	Schultz 1-up (37)	Watrous 4 and 3	
150 Gordon Brunton	Doser 2 and 1	Lynch 1-up (19)	Revolta 1-up	Watrous 2 and 1	Watrous 1-up	
152 Tony Manero	Lynch 1-up (19)	Bell 3 and 2	Revolta 1-up	Watrous 1-up	Watrous 1-up	
154 Len Mattson	Ghezzi 2-up	Bell 3 and 2	Revolta 1-up	Watrous 1-up	Watrous 1-up	
145 Clarence Doser	Zimmerman 2 and 1	Ghezzi 2-up	Revolta 1-up	Watrous 1-up	Watrous 1-up	
151 Wm. Malcolm	Circelli 1-up (20)	Zimmerman 2 and 1	Revolta 1-up	Watrous 1-up	Watrous 1-up	
152 Levi Lynch	White 3 and 2	Circelli 3 and 2	Revolta 1-up	Watrous 1-up	Watrous 1-up	
142 Herman Barron	White 3 and 2	Circelli 3 and 2	Revolta 1-up	Watrous 1-up	Watrous 1-up	
144 Arthur Bell	Hines 1-up	Revolta 1-up	Revolta 1-up	Watrous 1-up	Watrous 1-up	
148 Joe Turnesa	Revolta 1-up	Revolta 1-up	Revolta 1-up	Watrous 1-up	Watrous 1-up	
146 Vic Ghezzi	Krueger 1-up	Revolta 1-up	Revolta 1-up	Watrous 1-up	Watrous 1-up	
147 Billy Burke	Sarazen 4 and 3	Revolta 1-up	Revolta 1-up	Watrous 1-up	Watrous 1-up	
151 Al Zimmerman	Sarazen 4 and 3	Revolta 1-up	Revolta 1-up	Watrous 1-up	Watrous 1-up	
149 Ed Williams	Sarazen 4 and 3	Revolta 1-up	Revolta 1-up	Watrous 1-up	Watrous 1-up	
151 Pat Circelli	Sarazen 4 and 3	Revolta 1-up	Revolta 1-up	Watrous 1-up	Watrous 1-up	
151 Jerry Gianferante	Sarazen 4 and 3	Revolta 1-up	Revolta 1-up	Watrous 1-up	Watrous 1-up	
149 Orville White	Sarazen 4 and 3	Revolta 1-up	Revolta 1-up	Watrous 1-up	Watrous 1-up	
151 Clarence Clark	Sarazen 4 and 3	Revolta 1-up	Revolta 1-up	Watrous 1-up	Watrous 1-up	
145 Jimmy Hines	Sarazen 4 and 3	Revolta 1-up	Revolta 1-up	Watrous 1-up	Watrous 1-up	
147 Jimmy Demaret	Sarazen 4 and 3	Revolta 1-up	Revolta 1-up	Watrous 1-up	Watrous 1-up	
144 Johnny Revolta	Sarazen 4 and 3	Revolta 1-up	Revolta 1-up	Watrous 1-up	Watrous 1-up	
139 Walter Hagen	Sarazen 4 and 3	Revolta 1-up	Revolta 1-up	Watrous 1-up	Watrous 1-up	
142 Alvin Krueger	Sarazen 4 and 3	Revolta 1-up	Revolta 1-up	Watrous 1-up	Watrous 1-up	
150 Frank Walsh	Sarazen 4 and 3	Revolta 1-up	Revolta 1-up	Watrous 1-up	Watrous 1-up	
148 Gene Sarazen	Sarazen 4 and 3	Revolta 1-up	Revolta 1-up	Watrous 1-up	Watrous 1-up	
149 George Christ	Sarazen 4 and 3	Revolta 1-up	Revolta 1-up	Watrous 1-up	Watrous 1-up	
151 G. Slingerland	Sarazen 4 and 3	Revolta 1-up	Revolta 1-up	Watrous 1-up	Watrous 1-up	
151 John Golden	Sarazen 4 and 3	Revolta 1-up	Revolta 1-up	Watrous 1-up	Watrous 1-up	
149 Eddie Schultz	Sarazen 4 and 3	Revolta 1-up	Revolta 1-up	Watrous 1-up	Watrous 1-up	
147 Jim Foulis	Sarazen 4 and 3	Revolta 1-up	Revolta 1-up	Watrous 1-up	Watrous 1-up	
150 Harold Sampson	Sarazen 4 and 3	Revolta 1-up	Revolta 1-up	Watrous 1-up	Watrous 1-up	
150 E. Zimmerman	Sarazen 4 and 3	Revolta 1-up	Revolta 1-up	Watrous 1-up	Watrous 1-up	
149 Al Watrous	Sarazen 4 and 3	Revolta 1-up	Revolta 1-up	Watrous 1-up	Watrous 1-up	
147 Charles Lacey	Sarazen 4 and 3	Revolta 1-up	Revolta 1-up	Watrous 1-up	Watrous 1-up	
149 Sam Parks Jr.	Sarazen 4 and 3	Revolta 1-up	Revolta 1-up	Watrous 1-up	Watrous 1-up	
144 Harry Cooper	Sarazen 4 and 3	Revolta 1-up	Revolta 1-up	Watrous 1-up	Watrous 1-up	
151 F. Scheider	Sarazen 4 and 3	Revolta 1-up	Revolta 1-up	Watrous 1-up	Watrous 1-up	
152 Dave Trufelli	Sarazen 4 and 3	Revolta 1-up	Revolta 1-up	Watrous 1-up	Watrous 1-up	
143 Horton Smith	Sarazen 4 and 3	Revolta 1-up	Revolta 1-up	Watrous 1-up	Watrous 1-up	
147 Henry Picard	Sarazen 4 and 3	Revolta 1-up	Revolta 1-up	Watrous 1-up	Watrous 1-up	
143 Ray Mangrum	Sarazen 4 and 3	Revolta 1-up	Revolta 1-up	Watrous 1-up	Watrous 1-up	
149 Harry Nettleblad	Sarazen 4 and 3	Revolta 1-up	Revolta 1-up	Watrous 1-up	Watrous 1-up	
153 Henry Bontempo	Sarazen 4 and 3	Revolta 1-up	Revolta 1-up	Watrous 1-up	Watrous 1-up	
148 Eric Seavall	Sarazen 4 and 3	Revolta 1-up	Revolta 1-up	Watrous 1-up	Watrous 1-up	
149 Denny Shute	Sarazen 4 and 3	Revolta 1-up	Revolta 1-up	Watrous 1-up	Watrous 1-up	
149 Gene Kunes	Sarazen 4 and 3	Revolta 1-up	Revolta 1-up	Watrous 1-up	Watrous 1-up	
146 Jimmy Thomson	Sarazen 4 and 3	Revolta 1-up	Revolta 1-up	Watrous 1-up	Watrous 1-up	
154 Bill Jelliffe	Sarazen 4 and 3	Revolta 1-up	Revolta 1-up	Watrous 1-up	Watrous 1-up	
148 J.G. Collins	Sarazen 4 and 3	Revolta 1-up	Revolta 1-up	Watrous 1-up	Watrous 1-up	
150 Gunnar Nelson	Sarazen 4 and 3	Revolta 1-up	Revolta 1-up	Watrous 1-up	Watrous 1-up	
147 Ed Dudley	Sarazen 4 and 3	Revolta 1-up	Revolta 1-up	Watrous 1-up	Watrous 1-up	
152 L.G. Wilcox	Sarazen 4 and 3	Revolta 1-up	Revolta 1-up	Watrous 1-up	Watrous 1-up	
147 Dick Metz	Sarazen 4 and 3	Revolta 1-up	Revolta 1-up	Watrous 1-up	Watrous 1-up	
148 Ralph Stonehouse	Sarazen 4 and 3	Revolta 1-up	Revolta 1-up	Watrous 1-up	Watrous 1-up	
153 Ky Laffoon	Sarazen 4 and 3	Revolta 1-up	Revolta 1-up	Watrous 1-up	Watrous 1-up	
151 Paul Erath	Sarazen 4 and 3	Revolta 1-up	Revolta 1-up	Watrous 1-up	Watrous 1-up	
149 Eddie Loos	Sarazen 4 and 3	Revolta 1-up	Revolta 1-up	Watrous 1-up	Watrous 1-up	
146 Ted Turner	Sarazen 4 and 3	Revolta 1-up	Revolta 1-up	Watrous 1-up	Watrous 1-up	
153 Charles Schneider	Sarazen 4 and 3	Revolta 1-up	Revolta 1-up	Watrous 1-up	Watrous 1-up	
154 Steve Holloway	Sarazen 4 and 3	Revolta 1-up	Revolta 1-up	Watrous 1-up	Watrous 1-up	
145 Tommy Armour	Sarazen 4 and 3	Revolta 1-up	Revolta 1-up	Watrous 1-up	Watrous 1-up	
153 Willie Klein	Sarazen 4 and 3	Revolta 1-up	Revolta 1-up	Watrous 1-up	Watrous 1-up	

Revolta jumped to a 3-up advantage. And even though he was 2-over-par on the back nine, he was able to pick up another hole, going to lunch 4-up. Armour's game improved in the afternoon. He won the first hole with a par, but it would take 12 holes to win another. Despite playing the first seven afternoon holes at even par, he lost one more hole. Armour bogeyed the eighth hole, and when they went to the back side, Revolta was 6-up. Armour matched par on the first three holes of the back nine and won the 31st hole, when Revolta made bogey. When Revolta put his tee shot on the par-3, 32nd hole just 10 feet away, Armour knew the match was over. If there was a secret to Revolta's 5-and-4 win, it had to be his putting. Over the course of the 31-hole match, Revolta didn't have a three-putt and one-putted 13 greens.

During the first round, medalist and five-time PGA Champion Walter Hagen lost to Revolta, 1-up, in a nailbiter. At No. 18, Hagen had a chance to tie after Revolta made bogey, but Hagen missed his par putt. In the second round, three-time PGA Champion Gene Sarazen was upset by Alvin Krueger, 2 and 1. Sarazen was 2-down on No. 17, and laid down what many thought was a perfect stymie. Krueger took out his wedge and pitched his ball over Sarazen's into the cup for a half and the match.

1934 Not since 1923 had a PGA Championship final been so close and gone so long, when Paul Runyan, the pupil and putting wizard, beat his former instructor, Craig Wood, 1-up. In the morning round, Wood had a 1-up lead, but lost his advantage on the front side of the afternoon round. Wood earned his lead back at the 29th hole with an eagle 3, but Runyan squared the match three holes later with a birdie. Runyan picked up a hole with a Wood bogey at the 33rd hole. At the 35th hole, Wood almost holed his second shot, making birdie to climb to all square going into the last hole. Both players missed the final green with their second shots and chipped within 12 feet.

PGA President George Jacobus had to decide who would putt first, and with considerable care, he determined that Runyan was away. Runyan made his putt. Even though Wood had a tougher putt, his stroke was true as well, forcing overtime. At the 37th hole, Runyan was short of the green in two, while Wood was just eight feet away for eagle. Runyan hit a great chip within two feet and was able to halve the hole when Wood missed his match-winning putt. At the next hole, Wood hooked his drive under a tree and sent his second shot into the crowd. Runyan didn't do much better, as he pushed his second shot right of the green. He then had a tough shot over a bunker, which he played well, as the ball stopped eight feet away.

Wood chipped 12 feet short of the cup and just missed his par putt. Runyan then took his aluminum-headed putter and made the winning putt.

Several prominent names went down in the first round including: Former PGA Champions Walter Hagen and Leo Diegel; and former U.S. Open Champions Billy Burke and Johnny Farrell. In the second round, defending PGA Champion Gene Sarazen was eliminated by Al Watrous, 4 and 3.

Champion: Paul Runyan, White Plains, N.Y.	
Site: Park Club of Buffalo, Williamsville, N.Y.	
Date: July 24-29	Purse: \$7,200

Road to the Finals		
Paul Runyan beat	Round	Craig Wood beat
Johnny Farrell, 8 and 6	1st Round	Leo Fraser, 6 and 5
Vic Ghezzi, 2 and 1	2nd Round	Harry Cooper, 4 and 3
Dick Metz, 1-up	Quarterfinals	Al Watrous, 2 and 1
Gene Kunes, 4 and 2	Semifinals	Denny Shute, 2 and 1



Qual. Score	First Round 36 Holes	Second Round 36 Holes	Quarterfinal 36 Holes	Semifinal 36 Holes	Final 36 Holes
Gene Sarazen -----		Sarazen 3 and 2			
146 Herman Barron ---			Watrous 4 and 3		
146 Errie Ball -----		Watrous 8 and 7		Wood 2 and 1	
145 Al Watrous -----					Wood 2 and 1
142 Harry Cooper -----		Cooper 4 and 2	Wood 4 and 3		
139 Bill Mehlhorn -----					
145 Leo Fraser -----		Wood 6 and 5			
140 Craig Wood -----					
144 George Smith -----		Laffoon 12 and 10	Shute 3 and 2		
140 Ky Laffoon -----				Shute 6 and 5	
146 Walter Hagen -----		Shute 4 and 3			
146 Denny Shute -----		Houghton 7 and 6	Houghton 4 and 3		
145 George Christ -----		Coleman 4 and 2			
141 Al Houghton -----					
146 Fay Coleman -----		Metz 6 and 5	Metz 3 and 2		
146 Leo Diegel -----				Runyan 1-up	
141 Dick Metz -----		Armour 4 and 3			
145 Joe Paletti -----					
145 Al Nelson -----		Ghezzi 2 and 1	Runyan 2 and 1		
141 Tommy Armour -----					
144 Eddie Burke -----		Runyan 8 and 6			Runyan 4 and 2
140 Vic Ghezzi -----					
143 Johnny Farrell -----		Revolta 7 and 6	Kunes 2 and 1		
140 Paul Runyan -----				Kunes 4 and 3	
146 Johnny Revolta -----		Kunes 3 and 2			
142 Jim Foulis -----		Turner 1-up (37)	Crowley 1-up		
141 Gene Kunes -----					
146 Orville White -----		Crowley 3 and 2			
142 Willie Goggin -----					
145 Ted Turner -----					
141 Eddie Loos -----					
138 Bob Crowley -----					

1933 Gene Sarazen had a lot to prove. Earlier that week, Tommy Armour proclaimed that Sarazen was “all washed up as a championship contender.” The remark lit a spark in Sarazen, who spent the whole week routing his competitors. Yet, after the morning round in the finals against Willie Goggin, Sarazen was only 1-up — despite a 1-under-par 69. So, “The Squire” went to work in the afternoon, winning three of the first five holes, shooting 34, and going into the final nine 4-up. With a birdie on the 32nd hole, Sarazen closed out the match, 5 and 4. As he was receiving his prize of \$1,000 and the Wanamaker Trophy for the third time, he told the audience, “Pretty good for a washed-up golfer.”

Walter Hagen, Craig Wood and Denny Shute decided to not enter the event. In the first round, all favorites advanced with the exception of two-time PGA Champion Leo Diegel, who was eliminated by Goggin, 4 and 3; and Horton Smith, who was beaten by longshot Clarence Clark, 6 and 5.

Champion: Gene Sarazen, Miami, Fla.

Site: Blue Mound CC, Wauwatosa, Wis.

Date: Aug. 8-13 **Par:** 35-35-70 **Purse:** \$7,200

Road to the Finals

Gene Sarazen beat	Round	Willie Goggin beat
Vincent Eldred, 8 and 7	1st Round	Leo Diegel, 4 and 3
Harry Cooper, 4 and 3	2nd Round	Al Espinosa, 9 and 7
Ed Dudley, 6 and 5	Quarterfinals	Paul Runyan, 6 and 5
Johnny Farrell, 5 and 4	Semifinals	Jimmy Hines, 1-up



Qual. Score	First Round 36 Holes	Second Round 36 Holes	Quarterfinal 36 Holes	Semifinal 36 Holes	Final 36 Holes
138 Jimmy Hines -----		Hines 3 and 2			
138 Mortie Dutra -----			Hines 5 and 3		
145 Henry Picard -----		Picard 2 and 1		Hines 4 and 3	
140 Willie Klein -----					
142 Jack Curley -----		Walsh 3 and 2			
143 Frank Walsh -----			Creavy 2 and 1		
142 Tom Creavy -----		Creavy 3 and 2			
143 Dick Metz -----					
145 Charles Schneider -----		Espinosa 3 and 2			
146 Al Espinosa -----			Goggin 9 and 7		
143 Leo Diegel -----		Goggin 4 and 3		Goggin 6 and 5	
145 Willie Goggin -----					
141 Paul Runyan -----		Runyan 6 and 5			
141 Al Houghton -----			Runyan 2 and 1		
146 Alex Gerlak -----		Revolta 12 and 11			
139 Johnny Revolta -----					
143 Horton Smith -----		Clark 6 and 5			
143 Clarence Clark -----			Dudley 3 and 1		
143 Ed Dudley -----		Dudley 2 and 1		Sarazen 6 and 5	
146 Ben Pautke -----					
143 Vincent Eldred -----		Sarazen 8 and 7			
140 Gene Sarazen -----			Sarazen 4 and 3		
143 Harry Cooper -----		Cooper 6 and 5			
146 Dave Hackney -----					
146 Gunnar Johnson -----		Golden 4 and 3			
145 John Golden -----			Golden 2 and 1		
143 Bobby Cruickshank -----		Cruickshank 3 and 2			
146 Bunny Torpey -----				Farrell 5 and 4	
141 Vic Ghezzi -----		Farrell 1-up			
143 Johnny Farrell -----			Farrell 1-up		
141 Reggie Myles -----		Dutra 4 and 3			
Olin Dutra -----					

Sarazen
5 and 4

Sarazen
5 and 4

1932 In the finals, Olin Dutra continued his assault on par, which he showcased throughout the PGA Championship, to beat Frank Walsh, 4 and 3. For Walsh, it was a valiant try that seemed impossible just seven months prior, as he had suffered a fractured skull and was sidelined for eight weeks. As for Dutra, his performance was remembered as one of the most dominant victories in PGA Championship history. Over the course of the six days of the Championship, Dutra played 196 holes and was 19-under-par.

The first round was full of overtime surprises, as several of the favorites were eliminated. In a stunning defeat that went seven extra holes (the second-longest match in the PGA Championship), five-time PGA Champion Walter Hagen lost to Johnny Golden, who rolled in a 10-footer for birdie on the 43rd hole. Other upsets that went extra holes had Reggie Myles beating Horton Smith and Vincent Eldred staggering past Paul Runyan. But the most amazing match was between Bobby Cruickshank and Al Watrous, as Watrous relinquished a 9-up lead, then lost in overtime on the 41st hole.

Champion: Olin Dutra, Santa Monica, Calif.	
Site: Keller GC, St. Paul, Minn.	
Date: Aug. 31-Sept. 4	Purse: \$7,200

Road to the Finals		
Olin Dutra beat	Round	Frank Walsh beat
George Smith, 9 and 8	1st Round	Ted Longworth, 7 and 6
Reggie Myles, 5 and 3	2nd Round	Gene Kunes, 9 and 8
Herman Barron, 5 and 4	Quarterfinals	Bobby Cruickshank, 8 and 7
Ed Dudley, 3 and 2	Semifinals	Tom Creavy, 1-up (38)



Qual. Score	First Round 36 Holes	Second Round 36 Holes	Quarterfinal 36 Holes	Semifinal 36 Holes	Final 36 Holes
140 Olin Dutra -----		Dutra 9 and 8	Dutra 5 and 3	Dutra 5 and 4	Dutra 3 and 2
152 George Smith-----		Myles 1-up (37)			
147 Reggie Myles-----					
144 Horton Smith-----		Barron 8 and 7	Barron 1-up (38)		
149 Herman Barron ---		Espinosa 4 and 3			
151 Neal McIntyre-----		Picard 6 and 4	Dudley 10 and 9		
145 Eddie Schultz-----		Dudley 8 and 7		Dudley 1-up (38)	
153 Abe Espinosa-----		Collins 5 and 4	Collins 1-up		
152 Charles Lacey-----		Golden 1-up (43)			
148 Henry Picard-----		Eldred 1-up (38)	Cruickshank 3 and 1	Walsh 8 and 7	
147 Joe Turnesa-----		Cruickshank 1-up (41)			
153 Al Collins-----		Kunes 3 and 2	Walsh 9 and 8		
152 Gunnar Nelson-----		Walsh 7 and 6			
151 Walter Hagen-----		Stonehouse 6 and 5	Stonehouse 3 and 2		
149 John Golden-----		Kinder 1-up		Creavy 3 and 2	
151 Vincent Eldred-----		Perelli 3 and 2	Creavy 1-up		
150 Paul Runyan-----		Creavy 7 and 6			
149 Bobby Cruickshank-----					
150 Al Watrous-----					
147 Gene Kunes-----					
148 Craig Wood-----					
150 Frank Walsh-----					
152 Ted Longworth-----					
147 Vic Ghezzi-----					
150 Ralph Stonehouse-----					
146 John Kinder-----					
145 Joe Kirkwood-----					
149 Denny Shute-----					
152 Johnny Perelli-----					
Tom Creavy-----					
147 Jimmy Hines-----					

Dutra
4 and 3

Walsh
1-up (38)

1931

Playing in his first PGA Championship, Tom Creavy was able to hold on to beat Denny Shute, 2 and 1. After the 30th hole, it appeared that Creavy was going to win in a rout. After all, Creavy was 4-up, with just six holes left. However, Shute fought back. On the 31st hole, Creavy made bogey, while Shute made par to get one back. Despite Shute hitting his drive into a water hazard at the 32nd hole, they still halved the hole. At the 33rd hole, Shute made a birdie to get another one back. When Creavy made a double-bogey at the 34th hole, it looked like he was folding. But that was as far as Shute was able to go, as he made bogey at the 35th hole to lose, 2 and 1. Creavy got a great thrill afterwards when his hero Bobby Jones, who was refereeing the match said, "It was one of the finest matches I think that was ever played."

In the quarterfinals, Tommy Armour's reign as PGA Champion came to an end at the hands of Shute, 3 and 1. The first round saw a number of upsets, with Walter Hagen, Leo Diegel, Johnny Farrell, Ed Dudley and Al Espinosa becoming first-round casualties. Hagen's loss was the biggest surprise, as veteran Peter O'Hara eliminated the five-time PGA Champion, 4 and 3.


Champion: Tom Creavy, Albany, N.Y.

Site: Wannamoisett CC, Rumford, R.I.

Date: Sept. 7-14 **Par:** 34-35-69 **Purse:** \$7,200

Road to the Finals

Tom Creavy beat	Round	Denny Shute beat
Jock Collins, 5 and 4	1st Round	Tony Butler, 1-up (38)
Peter O'Hara, 2-up	2nd Round	James Foulis, 2 and 1
Cyril Walker, 3 and 1	Quarterfinals	Tommy Armour, 3 and 1
Gene Sarazen, 5 and 3	Semifinals	Billy Burke, 1-up



Qual. Score	First Round 36 Holes	Second Round 36 Holes	Quarterfinal 36 Holes	Semifinal 36 Holes	Final 36 Holes
151 Paul Runyan -----		Runyan 3 and 2			
147 Arthur Gusa -----			Sarazen 7 and 6		
145 Gene Sarazen -----		Sarazen 9 and 8		Sarazen 5 and 4	
151 Al Espinosa -----					
150 Willie MacFarlane -----		MacFarlane 3 and 2			
149 Henry Ciuci -----			Smith 6 and 5		
151 Horton Smith -----		Smith 7 and 6			
150 Walter Bemish -----					
151 Cyril Walker -----		Walker 3 and 2			
151 Ed Dudley -----			Walker 5 and 4		
148 John Golden -----		Golden 3 and 2			
152 Alfred Sargent -----				Creavy 3 and 1	
150 Peter O'Hara -----		O'Hara 4 and 3			
149 Walter Hagen -----			Creavy 2-up		
148 Tom Creavy -----		Creavy 5 and 4			
150 Jack Collins -----					
150 Bob Crowley -----		Crowley 1-up			
152 Pat Cincelli -----			Burke 5 and 4		
149 Billy Burke -----		Burke 5 and 3		Burke 5 and 3	
151 Dave Hackney -----					
150 Abe Espinosa -----		Espinosa 4 and 3			
152 Vincent Eldred -----			Espinosa 2 and 1		
152 Bill Mehlhorn -----		Mehlhorn 3 and 2			
151 Leo Diegel -----					
150 Denny Shute -----		Shute 1-up (38)			
151 Tony Butler -----			Shute 2 and 1		
152 Jim Foulis -----		Foulis 2-up			
153 Johnny Farrell -----				Shute 3 and 1	
Tommy Armour -----		Armour 2 and 1			
151 Joe Kirkwood -----			Armour 5 and 3		
149 Walter Murray -----		Murray 6 and 5			
146 Eddie Schultz -----					

Creavy
2 and 1

Creavy
5 and 3

Shute
1-up

1930 The final was something out of a Hollywood script, with two great golfers battling to their final putts to determine the PGA Champion. Even though Gene Sarazen was the favorite over Tommy Armour, especially with Sarazen playing on his home course, it was one of those matches where neither player had the upper hand. The biggest lead was just two holes, which both players had at one time during the contest.

Following the morning round, Armour had a 1-up lead, after shooting 71 to Sarazen's 72. On the front nine of the afternoon round, Sarazen got the hole back, and they went to the final nine all-square. On the 18th hole, Sarazen hooked his tee shot, while Armour hit the fairway. Sarazen put his second shot into a greenside bunker. Then Armour, who had a poor lie, hit his second shot into the bunker. Sarazen put his bunker shot 10 feet past the hole, while Armour exploded 12 feet away. As Armour got over his putt, he was forced to back away after a photographer disturbed him. When he finally hit the ball, it had just enough momentum to topple in to win. Sarazen, who looked surprised that Armour made it, putted hurriedly and missed.

Notable players who did not make the field in sectional qualifying included past PGA Champions Walter Hagen, Jock Hutchison and Jim Barnes. Meanwhile, the second round saw Leo Diegel end his two-year reign as PGA Champion, losing to Harold Sampson, 1-up.

Champion: Tommy Armour, Detroit, Mich.

Site: Fresh Meadows CC, Flushing, N.Y.

Date: Sept. 8-13

Purse: \$10,300

Road to the Finals

Tommy Armour beat	Round	Gene Sarazen beat
Clarence Hackney, 11 and 10	1st Round	Charles Schneider, 1-up
Bob Shave, 7 and 5	2nd Round	Bob Crowley, 7 and 6
Johnny Farrell, 2 and 1	Quarterfinals	Al Espinosa, 2 and 1
Charles Lacey, 1-up	Semifinals	Joe Kirkwood, 5 and 4



Qual. Score	First Round 36 Holes	Second Round 36 Holes	Quarterfinal 36 Holes	Semifinal 36 Holes	Final 36 Holes
153 Eric Seavall-----		Watrous 3 and 1			
156 Al Watrous -----			Lacey 5 and 4		
147 Charles Lacey-----		Lacey 3 and 2		Lacey 4 and 3	
146 Charles Guest-----					
151 Harold Sampson-----		Sampson 4 and 3	Sampson 1-up (38)		
157 Clarence Ehresman-----					
150 Leo Diegel -----		Diegel 8 and 7			
150 Henry Ciuci-----					
148 Tommy Armour-----		Armour 11 and 10	Armour 7 and 5		Armour 1-up
156 Clarence Hackney-----					
156 Joseph Kenny-----		Shave 1-up		Armour 2 and 1	
156 Bob Shave-----					
150 Denny Shute-----		Shute 8 and 6	Farrell 1-up		
154 Joe Frank-----					
145 Johnny Farrell-----		Farrell 7 and 5			
156 Norman Smith-----					
153 Gene Sarazen-----		Sarazen 1-up	Sarazen 7 and 6		
151 Charles Schneider-----					
151 Wiffy Cox-----		Crowley 4 and 3		Sarazen 2 and 1	
156 Bob Crowley-----					
153 Bill Mehlhorn-----		Cooper 2 and 1	Espinosa 4 and 3		
146 Harry Cooper-----					
147 Mark Fry-----		Espinosa 2 and 1			
150 Al Espinosa-----					
156 Gunnar Johnson-----		Kirkwood 8 and 7	Kirkwood 1-up (37)		
157 Joe Kirkwood-----					
152 John Golden-----		Collins 5 and 4			
150 J.S. Collins-----					
158 Billy Burke-----		Smith 2 and 1	Smith 5 and 4		
145 Horton Smith-----					
156 Laurie Ayton-----		Ayton 4 and 3			
152 Earl Fry-----					

Armour 1-up

Sarazen 5 and 4

1929 Leo Diegel won his second consecutive PGA Championship, after once again ousting rival Walter Hagen, in the semifinals, 3 and 2. He then topped Johnny Farrell in the finals, 6 and 4. At one point, Diegel won four straight holes from Farrell, only to lose the next three. Farrell won the 18th hole to finish the morning round 1-up. Diegel started the afternoon round on the right foot by winning the 19th hole to square the match. On several of the next eight holes, he frustrated Farrell with some well-placed stymies.

This came to a head on the 27th green when Diegel, who was 1-up at the time, missed a short putt. However, his ball stopped in a position that partly covered the cup and blocked Farrell's five-foot putt. Farrell tried to negotiate around Diegel's ball, but he failed and knocked Diegel's ball into the cup to lose the hole. The same thing happened on the next green. Instead of being all square or 1-down through safer play, Farrell found himself 3-down. At the next hole, Farrell again had a three-footer for a win. Yet, even though Diegel's ball wasn't in his way, Farrell still missed the putt. Diegel then parred the rest of the holes to seal the PGA Championship.


Champion: Leo Diegel, Tijuana, Mexico

Site: Hillcrest CC, Los Angeles, Calif.

Date: Dec. 2-7 **Par:** 36-35-71 **Purse:** \$5,000

Road to the Finals

Leo Diegel beat	Round	Johnny Farrell beat
P.O. Hart, 10 and 9	1st Round	John Golden, 1-up
Herman Barron, 10 and 9	2nd Round	Henry Ciuci, 2 and 1
Gene Sarazen, 3 and 2	Quarterfinals	Craig Wood, 1-up (37)
Walter Hagen, 3 and 2	Semifinals	Al Watrous, 6 and 5



Qual. Score	First Round 36 Holes	Second Round 36 Holes	Quarterfinal 36 Holes	Semifinal 36 Holes	Final 36 Holes
145 Larry Nabholz	----	Nabholz 1-up			
143 Albert Alcroft	----		Watrous 9 and 7		
147 Neal McIntyre	----	Watrous 4 and 3			
145 Al Watrous	----			Watrous 2-up	
143 Al Espinosa	----	Espinosa 5 and 4	Espinosa 1-up (40)		
146 David Hackney	----				Farrell 6 and 5
149 Bill Mehlhorn	----	Mehlhorn 7 and 6			
146 Guy Paulsen	----				
148 Neil Christian	----	Christian 7 and 6	Wood 3 and 2		
144 Frank Walsh	----				
145 Craig Wood	----	Wood 1-up (37)		Farrell 1-up (37)	
144 Horton Smith	----				
149 Henry Ciuci	----	Ciuci 3 and 2	Farrell 2 and 1		
146 Clarence Clark	----	Farrell 1-up			
141 Johnny Farrell	----				Diegel 6 and 4
141 John Golden	----				
141 Tony Manero	----	Manero 6 and 5	Manero 6 and 5		
142 Denny Shute	----				
148 Eddie Schultz	----	Schultz 5 and 4		Hagen 6 and 5	
147 Wiffy Cox	----				
149 Walter Hagen	----	Hagen 9 and 8	Hagen 5 and 4		
145 Bob Shave	----				Diegel 3 and 2
143 Charles Guest	----	Guest 1-up			
147 Mortie Dutra	----				
140 Leo Diegel	----	Diegel 10 and 9	Diegel 10 and 9		
147 P.O. Hart	----			Diegel 3 and 2	
146 Herman Barron	----	Barron 5 and 4			
147 Clarence Doser	----				
141 Gene Sarazen	----	Sarazen 3 and 2	Sarazen 3 and 2		
148 Jack Hendry	----				
136 Fred Morrison	----	Morrison 5 and 4			
147 Joe Kirkwood	----				

1928 In a stunning upset, five-time PGA Champion Walter Hagen lost to rival Leo Diegel in the quarterfinals, 2 and 1, snapping "The Haig's" consecutive PGA Championship match-play winning streak at 22. Diegel then handily beat Gene Sarazen, 9 and 8 in the semifinals; and Al Espinosa in the finals, 6 and 5, as Espinosa's putting touch deserted him. Espinosa got off to a good start when he won the second hole, but he then had a three putt on the next hole.

After Espinosa won the sixth hole, Diegel made up ground with two birdies in a row. He played brilliantly on the back nine, as he ended the morning round 4-up. Espinosa hung on during the front nine of the afternoon round, but was unable to cut down Diegel's lead. After consecutive three-putts on the 29th and 30th holes, the match ended one hole later.

While Diegel had finally won a PGA Championship, he did not receive the Wanamaker Trophy for his efforts, as Hagen shockingly announced that the trophy was lost in a Chicago taxicab a few years prior. In 1930, fortunately, a porter in Detroit eventually found the trophy unscathed in the basement of the manufacturer of Hagen's line of golf clubs.

Champion: Leo Diegel, Tijuana, Mexico		
Site: Five Farms CC, Baltimore, Md.		
Date: Oct. 1-6	Par: 35-35-70	Purse: \$10,400

Road to the Finals

Leo Diegel beat	Round	Al Espinosa beat
Tony Manero, 10 and 8	1st Round	John Golden, 8 and 7
George Christ, 6 and 4	2nd Round	Bob MacDonald, 1-up (37)
Walter Hagen, 2 and 1	Quarterfinals	Jock Hutchison, 5 and 4
Gene Sarazen, 9 and 8	Semifinals	Horton Smith, 6 and 5



Qual. Score	First Round 36 Holes	Second Round 36 Holes	Quarterfinal 36 Holes	Semifinal 36 Holes	Final 36 Holes
153 Willie MacFarlane		MacFarlane 9 and 7			
160 Jim Foulis			Smith 1-up		
153 Billy Burke		Smith 2 and 1		Smith 2-up	
150 Horton Smith					
156 Glen Spencer		Spencer 8 and 6			
160 Fred McDermott			Del Vecchio 1-up (37)		
157 Perry Del Vecchio		Del Vecchio 1-up (37)			
156 Jack Burke					Espinosa 6 and 5
153 John Golden		Espinosa 8 and 7	Espinosa 1-up (37)		
142 Al Espinosa				Espinosa 5 and 4	
159 Willie Kidd		MacDonald 2-up			
157 Bob MacDonald					
153 Jack Hutchison		Hutchison 3 and 2	Hutchison 1-up		
159 Willie Klein					
156 Mortie Dutra		Doyle 6 and 4			
160 Pat Doyle					Diegel 6 and 5
158 Jim Barnes		Barnes 3 and 2			
146 Tommy Armour			Sarazen 3 and 2		
156 Bill Mehlhorn		Sarazen 3 and 2		Sarazen 7 and 6	
149 Gene Sarazen					
154 Olin Dutra		Watrous 2 and 1	Dudley 3 and 2		
151 Al Watrous					Diegel 9 and 8
155 Ed Dudley		Dudley 3 and 2			
156 Wiffy Cox					
150 George Christ		Christ 1-up (38)	Diegel 6 and 4		
155 Albert Alcroft					
152 Tony Manero		Diegel 10 and 8		Diegel 2 and 1	
151 Leo Diegel					
155 Willie Ogg		Hagen 4 and 3			
150 Walter Hagen			Hagen 2-up		
155 Julian Blanton		Blanton 9 and 8			
153 Ed McElligott					

1927 Walter Hagen won a record fifth PGA Championship with a dramatic 1-up win over Joe Turnesa in the finals, as Turnesa left a putt short on the lip on the final hole that would have forced overtime. Turnesa got off to a good start when he shot a 71 in the morning round to Hagen's 77. Despite the six-shot difference, Turnesa went to lunch with only a 2-up lead. Turnesa added another hole at the 19th, but then the tide started to turn, as five-footers that were no problem in his earlier matches became a struggle. On the last six holes, Turnesa nervously missed short and easy putts. On the 29th hole, Hagen made a birdie to square the match, and with a Turnesa bogey at the 31st hole, Hagen took a 1-up lead.

In the second round, Hagen played spotlessly as he routed Tony Manero, 11 and 10. Tommy Armour also played great golf in his 7-and-6 victory over Tom Harmon, which set up a quarterfinal match between the defending U.S. Open winner and PGA Champion. For the second round, large galleries appeared, with most of them watching the match between local hero Harry Cooper and Al Espinosa. However, his popularity didn't help a poor putting day as the "home boy" was eliminated, 5 and 4. The match of the day was played between Joe Turnesa and Willie Klein. After the first eight holes of play Klein was 6-up, and it took a furious rally by Turnesa to square the match by the 35th hole. Then with a 20-foot putt on the final green, Turnesa was able to win the match, 1-up.

In the quarterfinals, Hagen found a hot putter, but still had a hard-fought match against Armour in his 4-and-3 win. Espinosa beat Mortie Dutra, 1-up, but again the score was misleading. With three holes left to play in the morning round, Espinosa was 6-up, but Dutra won the last three holes, and in the afternoon round, took the first four holes. Espinosa was able to turn things around and led the match by one after the 27th hole. He was able to hold on by that margin. The match between Sarazen and Joe Turnesa matched two Americans of Italian descent, with Turnesa handing Sarazen a 3-and-2 defeat.

Of the two semifinal matches, Turnesa had an easy time of John Golden, who was mired in a putting slump. Turnesa had a 9-up lead after the morning round, and it was just a matter of time before he won the

Champion: Walter Hagen, Rochester, N.Y.

Site: Cedar Crest CC, Dallas, Texas

Date: Oct. 31-Nov. 5 **Par:** 36-35-71 **Purse:** \$15,441

Road to the Finals

Walter Hagen beat	Round	Joe Turnesa beat
Jack Farrell, 3 and 2	1st Round	Charles McKenna, 5 and 3
Tony Manero, 11 and 10	2nd Round	Willie Klein, 1-up
Tommy Armour, 4 and 3	Quarterfinals	Gene Sarazen, 3 and 2
Al Espinosa, 1-up (37)	Semifinals	John Golden, 7 and 6



Qual. Score	First Round 36 Holes	Second Round 36 Holes	Quarterfinal 36 Holes	Semifinal 36 Holes	Final 36 Holes
152 Tommy Armour		Armour 4 and 3			
146 Johnny Farrell			Armour 7 and 6		
153 Tom Harmon Jr.		Harmon Jr. 4 and 3		Hagen 4 and 3	
151 Johnny Perelli					
154 Tony Manero		Manero 4 and 3	Hagen 11 and 10		
149 Bobby Cruickshank					
141 Walter Hagen		Hagen 3 and 2			Hagen 1-up (37)
148 Jack Farrell					
149 Mortie Dutra		Dutra 12 and 11	Dutra 2-up		
144 Albert Alcroft				Espinosa 1-up	
149 Charles Guest		Guest 3 and 2			
153 Roland Hancock			Espinosa 5 and 4		
146 Al Espinosa		Espinosa 5 and 4			
148 Mel Smith		Cooper 7 and 6			
147 Harry Cooper					
154 Eddie Murphy					
150 Ed Dudley		Dudley 8 and 7	Sarazen 4 and 3		
152 James Gullane				Turnesa 3 and 2	
144 Gene Sarazen		Sarazen 1-up (37)			
154 J.G. Curley					
152 Willie Klein		Klein 1-up	Turnesa 1-up		Turnesa 7 and 6
150 Bill Mehlhorn					
141 Joe Turnesa		Turnesa 5 and 3			
151 Charles McKenna			Golden 1-up (37)		
151 John Golden		Golden 2 and 1		Golden 4 and 2	
153 Charles Koontz		Long 4 and 3			
152 Harold Long			Gallett 2-up		
154 Willie Kidd		Gallett 4 and 3			
147 Francis Gallett					
152 Bob Shave		Beach 1-up			
153 Ralph Beach					
154 Fred Baroni					

match, 7 and 6. In the other match, between Espinosa and Hagen, it looked as if the defending PGA Champion was going to be beaten. Espinosa won the 35th hole to go 1-up. On the second shot to the final green, Espinosa was 25 feet away, with Hagen over the green. It seemed certain that Hagen was going to lose, because he didn't have any chance to make the birdie he needed. He hit a great chip shot and was

conceded his 4. Espinosa had two putts for the victory. He looked very uncomfortable over the situation and left his approach putt a yard short. He then missed the match-winning putt. The match went into extra holes and, on the first hole, Espinosa again repeated his three-putt, and Hagen won the match.

1926 Walter Hagen earned his fourth PGA Championship in six years with a 5-and-3 victory in the final over Leo Diegel, who was noticeably suffering from an attack of nerves. This was clearly illustrated when Diegel had problems on the first hole in the afternoon round, as he over-shot the green, and his ball stopped on a road underneath a car. When the owner moved the vehicle, Diegel's ball was in a deep rut. It took him three swipes to get it on the green, and he lost the hole to go 3-down. Diegel won the next hole, and after 27 holes was still 2-down. But Hagen won the 28th and 31st and was 4-up. It was only a matter of time, as Diegel produced a 6 on the 33rd hole to give Hagen his fourth PGA Championship.

One first-round match of note paired former PGA Champions Gene Sarazen and Jim Barnes. Sarazen was 1-up during the afternoon round, when he breezed along to make the turn in 32, and eventually won, 5 and 4.

Champion: Walter Hagen, Rochester, N.Y.
Site: Salisbury Golf Links, Westbury, Long Island, N.Y.
Date: Sept. 20-25 Par: 36-36-72 Purse: \$11,100

Road to the Finals		
Walter Hagen beat	Round	Leo Diegel beat
Joe Turnesa, 3 and 2	1st Round	Mike Patton, 8 and 7
Dick Grout, 7 and 6	2nd Round	Neal McIntyre, 6 and 5
Pat Doyle, 6 and 5	Quarterfinals	Abe Espinosa, 3 and 2
Johnny Farrell, 6 and 5	Semifinals	John Golden, 1-up



Qual. Score	First Round 36 Holes	Second Round 36 Holes	Quarterfinal 36 Holes	Semifinal 36 Holes	Final 36 Holes
150 Marshall Crichton		Crichton 1-up			
148 Francis Gallett			Doyle 3 and 2		
151 Pat Doyle		Doyle 2 and 1		Hagen 6 and 5	
153 Willie Maguire					
152 Jack Hendry		Grout 4 and 3	Hagen 7 and 6		
154 Dick Grout					
145 Joe Turnesa		Hagen 3 and 2			Hagen 6 and 5
140 Walter Hagen					
152 Fred McLeod		Linnars 5 and 4	Farrell 6 and 5		
153 Dick Linnars				Farrell 3 and 1	
147 Al Watrous		Farrell 6 and 5			
150 Johnny Farrell			Hampton 6 and 5		
149 Harry Hampton		Hampton 6 and 5			
151 Larry Nabholz		Harmon Jr. 6 and 4			
152 Al Espinosa					
153 Tom Harmon Jr.					
150 Gunnar Nelson		Espinosa 7 and 6	Espinosa 1-up		
155 Abe Espinosa		Brady 1-up (37)		Diegel 3 and 2	
151 George Aulbach					
150 M.J. Brady					
143 Mike Patton		Diegel 8 and 7	Diegel 6 and 5		Diegel 1-up
149 Leo Diegel		McIntyre 4 and 2			
148 Bobby Cruickshank			Golden 5 and 3		
152 Neal McIntyre			Golden 4 and 3		
148 Harry Cooper		Sarazen 5 and 4		Golden 7 and 6	
153 John Golden					
150 Gene Sarazen			Christ 1-up (38)		
152 Jim Barnes					
147 Bill Leach		Leach 3 and 2			
154 Laurie Ayton					
151 George Christ		Christ 3 and 2			
149 Leo Shea					

1925 Walter Hagen eagled the first hole of his final match against Bill Mehlhorn at Olympia Fields Country Club in Olympia Fields, Ill., and went on to a 6-and-5 victory, earning his second consecutive PGA Championship.

In the opening 18 holes of the Championship match, both players went out in 33, with Hagen clinging to a 1-up lead. Hagen remained sizzling on the back side, where he matched par on every hole except for a birdie at the 13th to post a 67. Despite equalling par on the round, Mehlhorn found himself 4-down.

In the afternoon round, Hagen went out in 33 and picked up another hole on Mehlhorn, who had a 1-under-par 34. By then it was only a matter of time, as Hagen won two more holes and closed out the match on the 31st hole, 6 and 5.

The biggest surprise of the first round was the defeat of two-time PGA Champion Gene Sarazen, who went down in an 8-and-7 drubbing at the hands of Jack Burke Sr. At the same time, Hagen needed 39 holes to oust low qualifier Al Watrous. Throughout the morning round Hagen trailed, but neither player was able to gather an advantage of more than one hole. Hagen came to the final hole in the afternoon dormie one, but lost the hole to send the match into overtime. Hagen won the 39th hole.

Hagen's match-play magic continued in the quarterfinals against Leo Diegel. Hagen got off to a poor start, taking five holes before he finally made a par. After the front nine, Diegel stood 4-up and finished the round 5-up. Hagen trimmed the deficit to 2-down after the 27th hole, but both players halved the next five holes. Hagen got another hole back and sent the match into overtime by winning the 36th hole. On the fourth extra hole, Hagen won to advance to the semifinals.

Champion: Walter Hagen, Rochester, N.Y.	
Site:	Olympia Fields CC, Olympia Fields, Ill.
Date: Sept. 21-26	Purse: \$6,330

Road to the Finals		
Walter Hagen beat	Round	Bill Mehlhorn beat
Al Watrous, 1-up 39 holes	1st Round	Emmett French, 5 and 4
Mike Brady, 7 and 6	2nd Round	Al Espinosa, 1-up
Leo Diegel, 1-up 40 holes	Quarterfinals	Tom Kerrigan, 7 and 6
Harry Cooper, 3 and 1	Semifinals	Mortie Dutra, 8 and 6



Qual. Score	First Round 36 Holes	Second Round 36 Holes	Quarterfinal 36 Holes	Semifinal 36 Holes	Final 36 Holes
151 Walter Hagen -----		Hagen 1-up (39)			
140 Al Watrous -----			Hagen 7 and 6		
149 Mike Brady -----		Brady 10 and 9		Hagen 1-up (40)	
150 J.S. Collins -----					Hagen 3 and 1
149 Leo Diegel -----		Diegel 2 and 1	Diegel 2 and 1		
150 Laurie Aytton -----					
149 Bobby Cruickshank -----		Cruickshank 4 and 3			
149 Bill Leach -----					
147 Harry Cooper -----		Cooper 7 and 6	Cooper 2 and 1		
151 Jack Blakeslee -----				Cooper 2 and 1	
146 Jack Burke -----		Burke 8 and 7			
146 Gene Sarazen -----					
154 Johnny Farrell -----		Farrell 6 and 4	Farrell 1-up (37)		
154 Wm. Creavy -----					
151 Ray Derr -----		Derr 4 and 3			
155 Abe Espinosa -----					Hagen 6 and 5
143 Bill Mehlhorn -----		Mehlhorn 5 and 4	Mehlhorn 1-up		
155 Emmett French -----				Mehlhorn 7 and 6	
153 Al Espinosa -----		Espinosa 5 and 3			
153 George Howard -----					
154 Tom Kerrigan -----		Kerrigan 5 and 3	Kerrigan 2-up		Mehlhorn 8 and 6
156 George Smith -----					
153 Dan Williams -----		Williams 4 and 3			
152 Charles Hoffner -----					
147 Mortie Dutra -----		Dutra 2 and 1	Dutra 6 and 5		
155 Willie Ogg -----				Dutra 2-up	
151 Ed Dudley -----		Dudley 3 and 2			
154 Mike Patton -----					
152 Tommy Armour -----		Armour 3 and 1	Armour 6 and 5		
154 George Griffin -----					
151 John Golden -----		Golden 9 and 8			
152 Dave Robertson -----					

1924 Walter Hagen began the most remarkable four-year win streak in major championship history, capturing his second overall PGA Championship at French Lick Springs in French Lick, Ind.

In the semifinal, Hagen rolled past Ray Derr, 8 and 7, while two-time Champion Jim Barnes struggled to defeat Larry Nabholz, 1-up. Barnes was 1-down after the morning round and didn't gain any of it back with two holes left to play. Thanks to a 3 at the 35th hole, he squared the match, and eventually Nabholz's inexperience in major competition cost him the match. The 24-year-old's second shot to the home hole was over the green. Instead of putting the ball down the slope, he used a niblick and skidded his ball way past the hole. He two-putted for bogey and Barnes made a routine par.

Barnes' attempt to avenge a loss to Hagen in the finals of the 1921 Championship went awry due to a faulty putter. Barnes suffered four three-putt greens in the morning round, and each one cost him a hole, falling 4-down. In the afternoon, Barnes fought back with a front nine of 34 and, with a birdie on the 29th hole, trimmed Hagen's lead to 1-up. The players traded wins at the 30th and 31st holes, but when Hagen won the 34th hole, Barnes was dormie two. On the 35th hole, Hagen took three putts, his second one missing from three feet. Going to the finishing hole, Barnes needed a win to send the match into overtime, but a bad drive followed by a shanked mashie niblick handed the match to Hagen, 2-up.

The biggest upset of the early rounds involved Gene Sarazen, who came into French Lick Springs undefeated in two previous Championships. But, he was upset, 2 and 1, in the second round by Nabholz.

Champion: Walter Hagen, Rochester, N.Y.	
Site: French Lick Springs, French Lick, Ind.	
Date: Sept. 15-20	Purse: \$6,830

Road to the Finals		
Walter Hagen beat	Round	Jim Barnes beat
Tom Harmon, 6 and 5	1st Round	Mike Brady, 1-up 39 holes
Al Watrous, 4 and 3	2nd Round	Eddie Towns, 10 and 9
Johnny Farrell, 3 and 2	Quarterfinals	Emmett French, 6 and 4
Ray Derr, 8 and 7	Semifinals	Larry Nabholz, 1-up



Qual. Score	First Round 36 Holes	Second Round 36 Holes	Quarterfinal 36 Holes	Semifinal 36 Holes	Final 36 Holes
145 Willie MacFarlane -----		MacFarlane 5 and 4			
150 George Dow -----			Farrell 2 and 1		
140 Johnny Farrell -----		Farrell 2 and 1			
149 Neil Christian -----				Hagen 3 and 2	
148 Al Watrous -----		Watrous 3 and 1			
150 George Aulbach -----			Hagen 4 and 3		
141 Walter Hagen -----		Hagen 6 and 5			Hagen 8 and 7
149 Tom Harmon Jr. -----					
147 Al Espinosa -----		Espinosa 4 and 2			
147 Arthur Ham -----			Espinosa 4 and 3		
141 Francis Gallett -----		Gallett 4 and 3			
146 Bill Mehlhorn -----				Derr 2 and 1	
141 Bobby Cruickshank -----		Cruickshank 7 and 5			
146 Willie Ogg -----			Derr 2 and 1		
141 Harry Hampton -----		Derr 2-up			
146 Ray Derr -----					Hagen 2-up
146 Henry Ciuci -----		Ciuci 4 and 2			
143 Charles Hoffner -----			Ciuci 4 and 3		
150 Dan Williams -----		Williams 4 and 2			
149 Fred Baroni -----				Nabholz 5 and 4	
142 Gene Sarazen -----		Sarazen 5 and 4			
150 Fred McLeod -----			Nabholz 2 and 1		
148 Larry Nabholz -----		Nabholz 1-up			Barnes 1 up
148 Jack Forrester -----					
148 Mortie Dutra -----		Dutra 3 and 1			
147 Leo Diegel -----			French 3 and 1		
148 Emmett French -----		French 6 and 4			
150 Jack Robertson -----				Barnes 6 and 4	
148 Jim Barnes -----		Barnes 1-up (39)			
141 M.J. Brady -----			Barnes 10 and 9		
148 Eddie Towns -----		Towns 4 and 3			
147 Jack Hutchison -----					

1923 Gene Sarazen captured his second consecutive PGA Championship with five superior early-round performances before facing legendary Walter Hagen in one of the classic final matches of the era. To get there, Sarazen edged two-time Champion Jim Barnes, 1-up, thanks to a birdie on the final hole of their quarterfinal battle. In the semifinal, Sarazen rolled past Bobby Cruickshank, 6 and 5.

Hagen was a study in match-play domination, never allowing an opponent to reach the 17th hole, and powering past George McLean, 12 and 11, in the most lopsided semifinal in Championship history.

Sarazen went on to successfully defend his title by defeating Hagen in the first extra-hole final in PGA Championship history. But it took one of Hagen's patented charges to send the match to extra holes. Both players stood all square after the morning round, and Sarazen built a 3-hole lead after the front nine of the afternoon round.

Hagen rallied by making birdie at the 29th hole, and squared the match by winning the 34th and 35th holes. The final hole was halved, sending the match into extra holes. The first hole was halved, but the match almost ended on the tee shots at the second hole when Sarazen hit into heavy rough, just a couple of feet away from an out-of-bounds fence. With a crowd gathered around him, Sarazen was heard by a few spectators to say, "I'll put this one up so close to the hole that it will break Walter's heart," which he did. It was one of the most magnificent shots ever made in championship golf, dropping short of the pin and coming to rest two feet away from a certain birdie. Hagen followed by chipping poorly into a greenside bunker. His last gasp effort to tie Sarazen resulted in his bunker approach coming within inches of the hole.

Champion: Gene Sarazen, New York, N.Y.

Site: Pelham GC, Pelham Manor, N.Y.

Date: Sept. 23-29 **Par:** 36-36-72 **Purse:** \$3,600

Road to the Finals

Gene Sarazen beat	Round	Walter Hagen beat
Lloyd Gullickson, 8 and 7	1st Round	George Griffin, 4 and 3
D.K. White, 11 and 10	2nd Round	Jack Elplick, 10 and 9
Alec Campbell, 3 and 2	3rd Round	John Golden, 4 and 3
Jim Barnes, 1-up	Quarterfinals	Fred McLeod, 5 and 4
Bobby Cruickshank, 6 and 5	Semifinals	George McLean, 12 and 11



First Round 36 Holes	Second Round 36 Holes	Third Round 36 Holes	Quarterfinal 36 Holes	Semifinal 36 Holes	Final 36 Holes
Herbert Obendorf -----	Underwood 5 and 4	Cruickshank 7 and 5	Cruickshank 1-up	Cruickshank 1-up (39)	Sarazen 7 and 5
George Underwood -----					
Bobby Cruickshank -----	Cruickshank 2 and 1	Derr 5 and 4	MacFarlane 9 and 8	Sarazen 1-up	Sarazen 1-up (38)
Bill Leach -----					
Frank Coltart -----	Coltart 1-up	MacFarlane 3 and 2	Barnes 7 and 5	Sarazen 1-up	Hagen 12 and 11
John Edmundson -----	Derr 2 and 1				
Ray Derr -----		Walker 2 and 1	Sarazen 3 and 2	Hagen 5 and 4	Hagen 12 and 11
Charles Haffner -----	MacFarlane 6 and 5				
Willie MacFarlane -----		Campbell 4 and 3	Sarazen 1-up	Hagen 5 and 4	Hagen 12 and 11
George Stark -----	Reid 4 and 2				
Louis Chiapetta -----	Stait 7 and 6	Sarazen 11 and 10	McLeod 1-up	Hagen 5 and 4	Hagen 12 and 11
Wilfred Reid -----	Stait 1-up				
Jack Stait -----	Forrester 6 and 4	Hackney 7 and 6	McLeod 1-up	Hagen 5 and 4	Hagen 12 and 11
Harry Ellis -----					
Jack Forrester -----		Kirkwood 2-up	Kirkwood 1-up	McLean 5 and 4	McLean 5 and 4
Herbert Nicoll -----	Barnes 12 and 11				
George Dernback -----	Cowan 9 and 8	Farrell 4 and 3	McLean 1-up (38)	McLean 5 and 4	McLean 5 and 4
Jim Barnes -----	Cooper 7 and 6				
John Cowan -----	Walker 5 and 4	Golden 1-up	Ogg 12 and 11	Ogg 12 and 11	Ogg 12 and 11
Herbert Meyering -----	Klein 4 and 3				
Alex Ellis Jr. -----	Campbell 4 and 3	McLean 6 and 4	McLean 1-up (38)	McLean 1-up (38)	McLean 1-up (38)
Harry Cooper -----	Sarazen 8 and 7				
Willie Maguire -----	White 9 and 8	Anderson 1-up (37)	Ogg 12 and 11	Ogg 12 and 11	Ogg 12 and 11
Cyril Walker -----					
Chas. Rowe -----	Hackney 6 and 5	Farrell 1-up	Farrell 1-up	Farrell 1-up	Farrell 1-up
Willie Klein -----	Minor 4 and 2				
Nick DeMane -----	Meehan 7 and 6	McLeod 4 and 3	McLeod 4 and 3	McLeod 4 and 3	McLeod 4 and 3
Alec Campbell -----	McLeod 5 and 4				
Lloyd Gullickson -----	Hagen 4 and 3	Hagen 10 and 9	Hagen 10 and 9	Hagen 10 and 9	Hagen 10 and 9
Gene Sarazen -----	Elplick 4 and 2				
D.K. White -----	Barnett 5 and 4	Golden 1-up	Golden 1-up	Golden 1-up	Golden 1-up
Carl Rocco -----	Golden 5 and 4				
Clarence Hackney -----	Kirkwood 6 and 4	Kirkwood 2-up	Kirkwood 2-up	Kirkwood 2-up	Kirkwood 2-up
Al Hackbarth -----	West 5 and 3				
Jim Carberry -----	Hunter 2 and 1	Farrell 4 and 3	Farrell 4 and 3	Farrell 4 and 3	Farrell 4 and 3
R.S. Minor -----	Farrell 1-up				
James Meehan -----	McLean by default	McLean 6 and 4	McLean 6 and 4	McLean 6 and 4	McLean 6 and 4
Austie Claeysens -----	Donaldson by default				
Fred McLeod -----	Anderson 1-up (37)	Ogg 12 and 11	Ogg 12 and 11	Ogg 12 and 11	Ogg 12 and 11
Wiffy Cox -----	Ogg 2 and 1				
Walter Hagen -----					
George Griffin -----					
Jack Elplick -----					
Ralph Thomas -----					
Pat Doyle -----					
Robert Barnett -----					
Wilbur Jack -----					
John Golden -----					
Joe Kirkwood -----					
Wm. Goebel -----					
James West -----					
Alex Gerard -----					
Al Watrous -----					
Willie Hunter -----					
Dave McKay -----					
Johnny Farrell -----					
George McLean -----					
Dave Stevens -----					
Jimmie Donaldson -----					
Eddie Loos -----					
Carl Anderson -----					
Stuart Sanderson -----					
Willie Ogg -----					
Fred Baroni -----					

1922 Former PGA Champion Jock Hutchison was given a chance to avenge his loss in the 1921 PGA Championship, when he met reigning U.S. Open Champion Gene Sarazen in the quarterfinals. The match went to the 35th hole, with Sarazen winning, 3 and 1, after trailing Hutchison through the morning half and the greater part of the afternoon.

In the semifinals, Sarazen met Bobby Cruickshank, but Sarazen came out on top with a 3-and-2 victory. In the other match, Emmett French disposed of John Golden, 8 and 7.

The first 18 in the final was a tight match, with Sarazen and French all square before a lunch break. After 26 holes the match was still even, before Sarazen went on to claim the 27th, 28th and 29th holes. Both players halved the 30th but Sarazen won the 31st. With halves at the 32nd and 33rd holes, Sarazen closed the match, 4 and 3. The 20-year-old, who had changed his name from Eugenio Saraceni, had reached a new milestone in golf as he became the first player to hold the U.S. Open and PGA Championship titles at the same time.

The early surprise of the Championship was that Walter Hagen would not defend his title due to exhibition engagements. Two-time Champion Jim Barnes fell to Johnny Farrell, 1-up, in the second round. Farrell then was eliminated by his former mentor, Tom Kerrigan, 4 and 3.

The field for match play was 64 players who qualified in local districts. All first matches were played at 18 holes with the rest of the matches played at 36 holes.


Champion: Gene Sarazen, Flushing, N.Y.

Site: Oakmont CC, Oakmont, Pa.

Date: Aug. 12-18 **Par:** 36-35-71 **Purse:** \$2,580

Road to the Finals

Gene Sarazen beat	Round	Emmett French beat
Tom Mahan, 3 and 2	1st Round	George Gordon, 4 and 2
Willie Ogg, 2 and 1	2nd Round	Mike Brady, 3 and 1
Frank Sprogell, 9 and 7	3rd Round	R.S. Minor, 8 and 7
Jock Hutchison, 3 and 1	Quarterfinals	Emil Loeffler, 4 and 2
Bobby Cruickshank, 3 and 2	Semifinals	John Golden, 8 and 7



First Round 18 Holes	Second Round 18 Holes	Third Round 36 Holes	Quarterfinal 36 Holes	Semifinal 36 Holes	Final 36 Holes
Fred Brand -----	Brand by default				
Chas. Clarke -----		Gallett 5 and 4			
Francis Gallett -----	Gallett 6 and 4		Cruickshank 7 and 6		
Wilfred Reid -----					
Al Watrous -----	Watrous 1-up	Cruickshank 3 and 2		Cruickshank 3 and 2	
George Sargent -----					
Bobby Cruickshank -----	Cruickshank 7 and 6				
George Underwood -----					
Peter Walsh -----	Walsh 2 and 1	Burgess 3 and 2			
Dave McKay -----					
Jack Burgess -----	Burgess 4 and 3		Rowe 6 and 5		
A.J. Chapman -----					
Tom Boyd -----	Boyd 5 and 4	Rowe 3 and 1			
John Edmundson -----					
Chas. Rowe -----	Rowe 1-up				
Wm. Robinson -----					Sarazen 3 and 2
Frank Sprogell -----	Sprogell 3 and 1	Sprogell 4 and 3			
Willie Hunter -----					
Dan Kenny -----	Kenny 2-up		Sarazen 9 and 7		
Earl Rowley -----					
Gene Sarazen -----	Sarazen 3 and 2	Sarazen 2 and 1		Sarazen 3 and 1	
Tom Mahan -----					
Willie Ogg -----	Ogg 2-up				
Clarence Hackney -----					
Dan Goss -----	Goss 6 and 5	Hutchison 6 and 4			
N. Zimmerman -----					
Jack Hutchison -----	Hutchison 6 and 5		Hutchison 4 and 3		
L. Goldbeck -----					
Charles Hoffner -----	Hoffner 3 and 1	Hampton 3 and 2			
Larry Nabholz -----					
Harry Hampton -----	Hampton 3 and 2				
Jack Gordon -----					
Tom Kerrigan -----	Kerrigan 5 and 4	Kerrigan 5 and 4			
Archie Loeffler -----			Kerrigan 4 and 3		
Chas. Hilgendorf -----	Hilgendorf 5 and 4				
George Dernback -----					
Johnny Farrell -----	Farrell 6 and 5	Farrell 1-up			
Jack Campbell -----					
Jim Barnes -----	Barnes 2 and 1			Golden 4 and 3	
George McLean -----					
John Golden -----	Golden 4 and 3	Golden 8 and 7			
Frank Coltart -----					
P.J. Gaudin -----	Gaudin 3 and 2		Golden 3 and 2		
T.K. Minley -----					
Al Ciuci -----	Ciuci 2 and-up	Ciuci 4 and 2			
Carl Giehler -----					
George Stark -----	Stark 1-up (20)				
John Rogers -----					
Emil Loeffler -----	Loeffler 4 and 3	Loeffler 4 and 3			
Walter Loeffler -----			Loeffler 2 and 1		
Dave Robertson -----	Robertson 3 and 2				
Tom McNamara -----					
Matt Duffy -----	Duffy by default	Towns 1-up			
Laurie Ayton -----					
Eddie Towns -----	Towns by default				
Tom Harmon Jr. -----					
Fred Baroni -----	Baroni 4 and 3	Minor 1-up (19)			
John Rowe -----					
R.S. Minor -----	Minor by default				
Jim Carberry -----					
Emmett French -----					
George Gordon -----	French 4 and 2	French 7-up			
Mike Brady -----					
Gil Nichols -----	Brady 1-up				

Sarazen
4 and 3

French
8 and 7

French
4 and 2

French
8 and 7

1921

Two-time U.S. Open Champion Walter Hagen began his remarkable PGA Championship legacy with four impressive match victories before facing two-time PGA Champion Jim Barnes in the finale at Inwood Country Club in Far Rockaway, N.Y. To get there, both players survived semifinal duels contested in miserable weather conditions. A terrific rainstorm put a halt to the Emmett French-Barnes match, with Barnes leading 2-up. The next morning they finished off the remaining 12 holes of the match, with Barnes winning, 5 and 3. In the other semifinal, Hagen offered to postpone their match, but Cyril Walker refused, and they went on to the bitter end with Hagen winning, 5 and 4.

The final brought together Barnes and Hagen, each playing at the peak of their ability. Hagen went out in 69 in the morning round for a 1-up lead. In the afternoon, Hagen continued his brilliant all-around game and putted spectacularly with a front nine 4-under 33 to build a 4-up advantage. Hagen closed the match at the 34th hole, winning the match, 3 and 2.

The surprise in the early rounds was a second-round exit by defending PGA Champion and newly-crowned British Open winner Jock Hutchison, who was outplayed by a 19-year-old youngster, Gene Sarazen. A former caddie, Sarazen had Hutchison 8-down after the first 18 holes, thanks in part to a brilliant 69 and went on to win, 8 and 6. Walker halted Sarazen's bid in the quarterfinals, 5 and 4. The field for match play was selected on a basis of the best 31 finishers in the U.S. Open, with defending PGA Champion Jock Hutchison filling the 32nd berth.

Champion: Walter Hagen, Rochester, N.Y.

Site: Inwood CC, Far Rockaway, N.Y.

Date: Sept. 26-Oct. 1

Purse: \$2,580

Road to the Finals

Walter Hagen beat	Round	Jim Barnes beat
Jack Forrester, 6 and 4	1st Round	Clarence Hackney, 3 and 2
Tim Boyd, 6 and 5	2nd Round	Bob Cruickshank, 8 and 7
Jack Golden, 8 and 7	Quarterfinals	Fred McLeod, 11 and 9
Emmett French, 5 and 3	Semifinals	Cyril Walker, 5 and 4



First Round 36 Holes	Second Round 36 Holes	Quarterfinal 36 Holes	Semifinal 36 Holes	Final 36 Holes
Fred McLeod -----	McLeod 1-up (37)	McLeod 4 and 2	Barnes 11 and 9	Barnes 5 and 4
Fred Canausa -----				
Jack Gordon -----	Gordon 8 and 7			
Bill Leach -----				
Bobby Cruickshank -----	Cruickshank 4 and 3	Barnes 8 and 7		
Charlie Thom -----				
Jim Barnes -----	Barnes 3 and 2			
Clarence Hackney -----				
George McLean -----	McLean 2 and 1	McLean 8 and 7	French 5 and 3	
Tom Kerrigan -----				
James West -----	West 1-up (37)			
Jack Pirie -----				
Charles Clarke -----	Clarke 1-up	French 8 and 7		
Peter O'Hara -----				
Emmett French -----	French 8 and 7			
Joe Sylvester -----				
Cyril Walker -----	Walker 1-up (37)	Walker 4 and 2	Walker 5 and 4	Hagen 5 and 4
Emil Loeffler -----				
Ch. Mathersele -----	Mathersele 1-up (40)			
Johnny Farrell -----				
Gene Sarazen -----	Sarazen 4 and 3	Sarazen 8 and 7		
Harry Hampton -----				
Jock Hutchison -----	Hutchison 1-up (39)			
Pat O'Hara -----				
Tom Boyd -----	Boyd by default	Hagen 6 and 5	Hagen 8 and 7	
Eddie Towns -----				
Walter Hagen -----	Hagen 6 and 4			
Jack Forrester -----				
Laurie Ayton -----	Ayton 7 and 6	Golden 1-up		
F.J. Rajeppi -----				
John Golden -----	Golden 5 and 3			
Robert Barnett -----				

1920 Jock Hutchison, runner-up in the inaugural PGA Championship, nearly failed to get a berth in 1920, he had not received a break prior to the first round. George Fotheringham and Arthur Clarkson were unable to attend, allowing Hutchison into the field. He responded in typical form, cruising through four matches before facing Douglas Edgar in the final.

Hutchison set up the final match by posting a 4-and-3 semifinal win over Harry Hampton. Had it not been for a brilliant start and a couple of stymies, the match probably would have gone to the final hole. In the other semifinal, Edgar routed George McLean, 8 and 6.

Edgar opened the final match with a two-hole advantage, but Hutchison rallied to go 1-up after the morning round, thanks to Edgar missing a three-footer at 16 and an 18-inch putt on the 17th hole. Hutchison then built a 3-up lead after nine holes in the afternoon.

He increased his lead with a win at the 28th hole, but Edgar won the 29th. Both players halved the next two holes and, with five holes left to play, Hutchison stood 3-up. Hutchison then suffered driving problems the next two holes and lost both of them. He was 1-up with three holes to play and again hit a bad tee shot into the rough, but made a wonderful shot to the green to earn a par-4. Edgar reached the green in regulation, only to three-putt, missing a five-footer. Owing a 2-up advantage on the 17th tee, Hutchison would lose the hole on a stymie. Edgar and Hutchison halved the 18th with fives, when Edgar hit his approach into a bunker and could not get up and down.

The Championship featured a second-round upset of two-time defending Champion Jim Barnes, who saw an 11-match win streak snapped, 5 and 4, by Clarence Hackney.

Champion: Jock Hutchison, Glenview, Ill.	
Site: Flossmoor CC, Chicago, Ill.	
Date: Aug. 17-21	Purse: \$2,580

Road to the Finals		
Jock Hutchison beat	Round	Douglas Edgar beat
Eddie Loos, 4 and 3	1st Round	Pat O'Hara, 1-up
Laurie Ayton, 5 and 3	2nd Round	Joe Sylvester, 11 and 9
Louis Tellier, 6 and 5	Quarterfinals	Bob MacDonald, 5 and 4
Harry Hampton, 4 and 3	Semifinals	George McLean, 8 and 6



First Round 36 Holes	Second Round 36 Holes	Quarterfinal 36 Holes	Semifinal 36 Holes	Final 36 Holes
Alex Cunningham ----- Willie MacFarlane ----- Peter O'Hara ----- Pat Doyle ----- George McLean ----- George Sayers ----- Tom Kennett ----- Otto Hackbarth ----- Douglas Edgar ----- Pat O'Hara ----- Joe Sylvester ----- Tom Boyd ----- Bob MacDonald ----- Leo Diegel ----- Bill Mehlhorn ----- Wallie Nelson ----- Harry Hampton ----- Jack Gordon ----- George Thompson ----- Isaac Mackie ----- Clarence Hackney ----- Phil Hesler ----- Jim Barnes ----- George Bowden ----- Charles Mayo ----- Lloyd Gullickson ----- Joe Rosman ----- Louis Tellier ----- Laurie Ayton ----- Charles Hoffner ----- Jock Hutchison ----- Eddie Loos -----	Cunningham 2 and 1 O'Hara 1-up McLean 6 and 5 Kennett 2 and 1 Edgar 1-up Sylvester 4 and 3 MacDonald 4 and 3 Mehlhorn 3 and 2 Hampton 6 and 5 Thompson 3 and 2 Hackney 3 and 2 Barnes 4 and 3 Mayo 2 and 1 Tellier 10 and 9 Ayton 1-up (39) Hutchison 5 and 3	O'Hara 5 and 4 McLean 8 and 7 Edgar 11 and 9 MacDonald 1-up Hampton 5 and 4 Hackney 5 and 4 Tellier 4 and 2 Hutchison 5 and 3	McLean 1-up (38) Edgar 5 and 4 Hampton 4 and 3 Hutchison 6 and 5	Edgar 8 and 7 Hutchison 1-up Hutchison 4 and 3

1919 The PGA Championship resumed after a two-year break due to World War I, and the finale at Engineers Country Club in Roslyn, N.Y., was similar to 1916, with an Englishman and a Scot in the showcase twosome. Fred McLeod, at 5-foot-3, the smallest man in the field, faced the tallest in defending PGA Champion Jim Barnes, a lanky 6-3. After the front nine, McLeod enjoyed a 1-up lead. He won the 10th hole but, at the 11th, his approach to the green was a bit strong. He followed by missing a 1½-foot putt. That unnerved McLeod, who went on to lose six of the remaining seven holes to end the first 18 holes 5-down. In the afternoon, McLeod could not make a putt and Barnes proved his skill, holing a 40-foot birdie putt on the 31st hole for a 6-and-5 victory.

The second round featured a couple of upsets when George McLean beat Mike Brady, 6 and 5, and Jimmy West defeated Wilfred Reid, 2 and 1. It also had the battle of two giants, Otto Hackbarth and Jim Barnes, the two tallest players in the Championship. Barnes won the match on the 34th green, 3 and 2, after superior putting. Jock Hutchison, runner-up in 1916, fell to Bob MacDonald in the quarterfinals, 3 and 2. In the rest of the matches, Barnes defeated Emmet French, 3 and 2, McLean routed James West, 9 and 7; and McLeod, the 1908 U.S. Open winner from Carnoustie, Scotland, enjoyed an 8-and-6 victory over Douglas Edgar.

Champion: Jim Barnes, St. Louis, Mo.

Site: Engineers CC, Roslyn, Long Island, N.Y.

Date: Sept. 16-20 **Par:** 35-35-70 **Purse:** \$2,580

Road to the Finals

Jim Barnes beat	Round	Fred McLeod beat
Carl Anderson, 8 and 6	1st Round	James Rose, 9 and 7
Otto Hackbarth, 3 and 2	2nd Round	George Gordon, 2-up
Emmett French, 3 and 2	Quarterfinals	Douglas Edgar, 8 and 6
Bob McDonald, 5 and 4	Semifinals	George McLean, 3 and 2



First Round 36 Holes	Second Round 36 Holes	Quarterfinal 36 Holes	Semifinal 36 Holes	Final 36 Holes
Jim Barnes -----	Barnes 8 and 6	Barnes 3 and 2	Barnes 3 and 2	Barnes 5 and 4
Carl Anderson -----				
Joe Sylvester -----	Hackbarth 5 and 4			
Otto Hackbarth -----				
Bill Mehlhorn -----	Kerrigan 3 and 2	French 2-up		
Tom Kerrigan -----				
Emmett French -----	French 7 and 6			
Clarence Hackney -----				
Bob MacDonald -----	MacDonald 1-up	MacDonald 2 and 1	MacDonald 3 and 2	
Tom Boyd -----				
George Fotheringham -----	Fotheringham 8 and 6			
Eddie Loos -----				
Tom McNamara -----	McNamara 7 and 6	Hutchison 8 and 6		
Louis Martucci -----				
Jock Hutchison -----	Hutchison 6 and 5			
John Bredemus -----				
Jack Hobens -----	Hampton 7 and 6	Edgar 5 and 4	McLeod 8 and 6	Barnes 6 and 5
Harry Hampton -----				
Joe Rosman -----	Edgar by default			
Douglas Edgar -----				
James Rose -----	McLeod 9 and 7	McLeod 2-up		
Fred McLeod -----				
Dave Wilson -----	Gordon 3 and 2			
George Gordon -----				
Pat Doyle -----	Reid 1-up	West 2 and 1	McLean 9 and 7	McLeod 3 and 2
Wilfred Reid -----				
James West -----	West by default			
Willie Kidd -----				
Louis Tellier -----	Brady 7 and 6	McLean 6 and 5		
M.J. Brady -----				
Johnny Farrell -----	McLean 7 and 6			
George McLean -----				

1917-18

No Championships Played Due To World War I

1916 Three British-born golfers and one American reached the semifinals of the inaugural PGA Championship at Siwanoy Country Club in Bronxville, N.Y. America's hopes rested upon Walter Hagen, one of the founders of The PGA of America, who battled St. Andrews native Jock Hutchison in one match, while Jim Barnes, a native of Cornwall, England, met Willie MacFarlane, formerly of Aberdeen, Scotland.

Hagen built a 1-up lead after 27 holes on Hutchison, but lost the 12th and 13th holes. The next four holes were halved and, with Hagen hitting his second shot into a brook short of the green, Hutchison won the match, 2-up. Meanwhile, Barnes had no difficulty in outplaying MacFarlane, 6 and 5.

In the final match, Hutchison jumped out to a three-hole lead, shooting 37 to Barnes' 39. On the back side, Barnes reduced the lead to one, with both players scoring 77 in the first 18 holes. After a break, the match resumed with Barnes telling the crowd before his drive on the first hole, "I always do better after lunch." Barnes squared the match at the 21st hole and took the lead for the first time at the 25th hole with an 18-foot putt.

The 27th hole was halved in birdie 3s, with Barnes making a 35-foot putt. Barnes made another long (25 feet) curling putt on the next hole to go 2-up. Hutchison rallied with a 15-foot birdie at the next hole, won the 31st and took a 1-up lead at the 33rd hole. The 34th hole was halved in fours, but Hutchison missed a five-footer on the next hole to square the match. On the final green, both players had five-footers for fours and, after a measurement, it was decided that Hutchison was out. Hutchison missed the putt and Barnes made his, winning 1-up. "Big Jim" won \$500 and a diamond medal. Hutchison received a gold medal and \$250.

Siwanoy Head Professional Thomas Kerrigan has the distinction of being the first player to hit a shot in the PGA Championship, en route to a 6-and-4 victory over Charles Adams.

Champion: Jim Barnes, Philadelphia, Pa.	
Site: Siwanoy CC, Bronxville, N.Y.	
Date: Oct. 10-14	Purse: *\$2,580

Road to the Finals		
Jim Barnes beat	Round	Jock Hutchison beat
G. Fotheringham, 8 and 7	1st Round	Joe Mitchell, 11 and 7
Alexander Smith, 8 and 7	2nd Round	William Brown, 11 and 9
Tom Kerrigan, 3 and 1	Quarterfinals	Cyril Walker, 4 and 3
Willie MacFarlane, 6 and 5	Semifinals	Walter Hagen, 2-up



First Round 36 Holes	Second Round 36 Holes	Quarterfinal 36 Holes	Semifinal 36 Holes	Final 36 Holes
Tom Kerrigan----- C.G. Adams----- George McLean----- Tom McNamara----- Alec Smith----- James Ferguson----- Jim Barnes----- George Fotheringham----- Willie MacFarlane----- Robert McNulty----- M.J. Brady----- James West----- Emmett French----- Eddie Towns----- Jack Pirie----- Jack Dowling----- J.J. O'Brien----- Wilfred Reid----- George Simpson----- Walter Fovarque----- Bob MacDonald----- Jimmie Donaldson----- Walter Hagen----- J.R. Thomson----- Jock Hutchison----- Joe Mitchell----- W. Brown----- F. Clarkson----- Cyril Walker----- Louis Tellier----- Jack Hobens----- Mike Sherman-----	Kerrigan 6 and 4 McLean 6 and 5 Smith 4 and 2 Barnes 8 and 7 MacFarlane 10 and 9 Brady 7 and 6 French 3 and 1 Dowling Won O'Brien 1-up Simpson 6 and 5 MacDonald 3 and 2 Hagen 7 and 6 Hutchison 11 and 9 Brown by default Walker 4 and 2 Hobens by default	Kerrigan 2 and 1 Barnes 8 and 7 MacFarlane 3 and 2 Dowling 1-up (37) O'Brien 3 and 2 Hagen 3 and 2 Hutchison 11 and 9 Walker 5 and 4	Barnes 3 and 1 MacFarlane 2 and 1 Hagen 10 and 9 Hutchison 4 and 3	Barnes 6 and 5 Barnes 1-up Hutchison 2-up

PGA CHAMPIONSHIP PLAYER RECORDS – STROKE PLAY (1958 to present)

PGA MEDIA GUIDE 2012

Player	Best Finish	Years	Rds	Cuts Made	Top 3	Top 5	Top 10	Top 25	Low Rd	High Rd	Avg.	To Par	Rds 65 or Better	Rds in 60s	Rds Under Par	Rds at Par	Money	\$ Per Event
Tommy Aaron	T-2nd in 1972	15	54	12	1	1	2	5	65	79	72.89	+128	1	4	7	5	\$33,814	\$2,254.28
Bryan Abbott	Cut	2	4	0	0	0	0	0	75	78	76.50	+20	0	0	0	0	\$553	\$276.50
Jerry Abbott	Cut	2	4	0	0	0	0	0	75	80	76.75	+23	0	0	0	0	\$0	\$0.00
Pat Abbott	Cut	1	2	0	0	0	0	0	78	84	81.00	+20	0	0	0	0	\$0	\$0.00
John Aber	Cut	2	4	0	0	0	0	0	73	78	74.50	+14	0	0	0	0	\$4,250	\$2,125.00
Roy Abramait	Cut	2	4	0	0	0	0	0	76	80	78.25	+33	0	0	0	0	\$850	\$425.00
Bob Ackerman	Cut	3	6	0	0	0	0	0	72	77	73.83	+19	0	0	0	0	\$3,200	\$1,066.66
Rick Acton	Cut	6	12	0	0	0	0	0	75	85	77.75	+83	0	0	0	0	\$4,953	\$825.50
Buck Adams	Cut	2	4	0	0	0	0	0	76	83	79.50	+36	0	0	0	0	\$0	\$0.00
John Adams	T-49th in 1995	5	18	4	0	0	0	0	65	78	72.94	+29	1	1	5	3	\$14,397	\$2,879.33
Sam Adams	Cut	1	2	0	0	0	0	0	73	78	75.50	+11	0	0	0	0	\$0	\$0.00
Dean Adkisson	Cut	1	2	0	0	0	0	0	80	84	82.00	+24	0	0	0	0	\$0	\$0.00
Bobby Afton	Cut	1	2	0	0	0	0	0	77	82	79.50	+15	0	0	0	0	\$250	\$250.00
Jim Ahern	Cut	1	2	0	0	0	0	0	76	80	78.00	+14	0	0	0	0	\$303	\$303.00
Thomas Aiken	Cut	1	2	0	0	0	0	0	73	76	74.50	+9	0	0	0	0	\$2,500	\$2,500.00
Jim Albus	T-65th in 1984	7	16	1	0	0	0	0	71	81	75.88	+76	0	0	1	0	\$5,992	\$856.07
Ron Aleks	Cut	1	2	0	0	0	0	0	82	89	85.50	+31	0	0	0	0	\$0	\$0.00
Chuck Alexander	Cut	1	2	0	0	0	0	0	79	82	80.50	+21	0	0	0	0	\$0	\$0.00
John Alexander	Cut	2	4	0	0	0	0	0	76	80	78.00	+32	0	0	0	0	\$0	\$0.00
Walter All	Cut	1	2	0	0	0	0	0	80	84	82.00	+22	0	0	0	0	\$0	\$0.00
Ken Allard	Cut	6	12	0	0	0	0	0	71	86	76.42	+61	0	0	1	0	\$6,400	\$1,066.66
Fulton Allem	T-31st in 1993	5	16	3	0	0	0	0	67	79	72.63	+28	0	1	3	1	\$18,333	\$3,666.53
Johnny Allen	Cut	1	2	0	0	0	0	0	76	80	78.00	+14	0	0	0	0	\$0	\$0.00
Michael Allen	T-19th in 2009	4	14	3	0	0	0	1	69	78	73.14	+32	0	1	3	2	\$104,630	\$26,158
Ras Allen	Cut	2	4	0	0	0	0	0	73	80	76.00	+22	0	0	0	0	\$0	\$0.00
Robert Allenby	T-9th in 2004	17	56	11	0	0	2	7	66	77	71.84	+51	0	12	19	5	\$688,156	\$40,479.76
Buddy Allin	T-10th in 1975	6	21	4	0	0	1	1	67	78	73.29	+57	0	2	2	4	\$7,731	\$1,288.47
Mark Alwin	Cut	1	2	0	0	0	0	0	77	77	77.00	+14	0	0	0	0	\$350	\$350.00
Stephen Ames	T-9th in 2004	10	32	6	0	0	1	3	67	82	72.69	+46	0	8	14	0	\$389,391	\$38,939
William Amundsen	Cut	1	2	0	0	0	0	0	76	81	78.50	+17	0	0	0	0	\$2,500	\$2,500.00
Brad Anderson	T-22nd in 1971	3	8	1	0	0	0	1	70	81	75.13	+33	0	0	2	0	\$2,088	\$666.00
Chris Anderson	Cut	1	2	0	0	0	0	0	75	81	78.00	+12	0	0	0	0	\$1,300	\$1,300.00
JC Anderson	Cut	1	2	0	0	0	0	0	76	76	76.00	+12	0	0	0	0	\$2,000.00	\$2,000.00
Max Anderson	Cut	2	4	0	0	0	0	0	77	82	80.00	+38	0	0	0	0	\$303	\$151.50
Fredrik Andersson Hed	T-62nd in 2010	2	6	1	0	0	0	0	71	81	74.50	+19	0	0	1	0	\$17,217	\$8,608.33
Billy Andrade	6th in 2001	17	50	8	0	0	2	4	66	79	72.44	+70	0	10	11	4	\$416,199	\$24,482.30
Dale Andreason	Cut	2	3	0	0	0	0	0	76	78	77.00	+21	0	0	0	0	\$0	\$0.00
Leon Andrews	Cut	1	2	0	0	0	0	0	75	76	75.50	+11	0	0	0	0	\$0	\$0.00
Tim Angis	Cut	1	2	0	0	0	0	0	70	81	75.50	+9	0	0	1	0	\$1,200	\$1,200.00
Isao Aoki	T-4th in 1981	10	32	6	0	1	1	2	65	82	73.00	+62	1	5	7	4	\$44,173	\$4,417.25
Aubrey Apple	Cut	1	2	0	0	0	0	0	80	86	83.00	+26	0	0	0	0	\$0	\$0.00
Stuart Appleby	T-4th in 2000	14	50	11	0	1	1	8	66	79	71.90	+47	0	13	17	7	\$838,137	\$59,867
George Archer	T-4th in 1968	15	58	14	0	1	1	3	67	79	73.43	+151	0	4	6	7	\$24,955	\$1,663.67
Tommy Armour III	T-24th in 1989	6	16	2	0	0	0	1	69	81	74.00	+40	0	2	4	3	\$35,250	\$5,875.00
Carroll Armstrong	Cut	2	4	0	0	0	0	0	75	84	78.75	+33	0	0	0	0	\$0	\$0.00
Wally Armstrong	T-19th in 1978	5	18	4	0	0	0	1	69	81	73.67	+54	0	1	2	1	\$4,742	\$948.50
Sam Arnold	Cut	3	6	0	0	0	0	0	74	84	79.00	+46	0	0	0	0	\$7,250	\$2,417
Perry Arthur	Cut	1	2	0	0	0	0	0	74	77	75.50	+7	0	0	0	0	\$1,300	\$1,300.00
Bruce Ashworth	Cut	2	4	0	0	0	0	0	72	81	76.25	+23	0	0	0	0	\$1,650	\$825.00
Alphonso Atkins	Cut	4	10	2	0	0	0	0	74	83	76.10	+61	0	0	0	0	\$0	\$0.00
Fred Atkins	Cut	1	2	0	0	0	0	0	82	83	82.50	+25	0	0	0	0	\$0	\$0.00
Robert Atkins	Cut	1	2	0	0	0	0	0	82	87	84.50	+29	0	0	0	0	\$250	\$250.00
Arjun Atwal	Cut	2	4	0	0	0	0	0	73	78	75.50	+22	0	0	0	0	\$4,500	\$2,250.00
Emlyn Aubrey	T-24th in 1996	1	4	1	0	0	0	1	68	74	70.75	-5	0	2	2	1	\$21,500	\$21,500.00
Hampton Auld	Cut	1	2	0	0	0	0	0	78	78	78.00	+14	0	0	0	0	\$0	\$0.00
Mike Austin	Cut	1	2	0	0	0	0	0	73	77	75.00	+10	0	0	0	0	\$0	\$0.00
Woody Austin	2nd in 2007	9	34	8	1	1	1	3	67	79	72.00	+32	0	8	14	1	\$971,948	\$107,994
Jim Awtrey	Cut	1	2	0	0	0	0	0	79	79	79.00	+14	0	0	0	0	\$0	\$0.00
Eric Axley	Cut	1	2	0	0	0	0	0	75	77	76.00	+12	0	0	0	0	\$2,500	\$2,500.00
Tommy Aycock	T-11th in 1974	8	24	4	0	0	0	1	68	82	74.63	+101	0	1	1	1	\$7,732	\$966.56
Paul Azinger	Winner in 1993	23	72	13	2	2	2	5	66	82	72.42	+94	0	17	25	4	\$635,217	\$27,618
Larry Babica	Cut	1	2	0	0	0	0	0	79	82	80.50	+19	0	0	0	0	\$1,000	\$1,000.00
Merle Backlund	Cut	6	12	0	0	0	0	0	74	85	81.42	+133	0	0	0	0	\$0	\$0.00
Aaron Baddeley	T-13th in 2008	6	18	3	0	0	0	1	68	78	73.11	+44	0	2	3	0	\$171,520	\$28,586.67
Bob Bailey	Cut	1	2	0	0	0	0	0	72	75	73.50	+5	0	0	0	0	\$1,200	\$1,200.00
Jeff Bailey	Cut	1	2	0	0	0	0	0	84	84	84.00	+24	0	0	0	0	\$1,000	\$1,000.00
Briny Baird	T-22nd in 2001	6	22	5	0	0	0	1	67	81	72.59	+37	0	6	6	1	\$134,973	\$22,496
Butch Baird	T-28th in 1966	6	20	4	0	0	0	0	69	79	73.55	+59	0	1	1	3	\$3,893	\$648.80
Fred Baker	Cut	2	5	1	0	0	0	0	72	80	77.20	+36	0	0	0	0	\$0	\$0.00
Gary Baker	Cut	1	2	0	0	0	0	0	79	83	81.00	+22	0	0	0	0	\$550	\$550.00
Mike Baker	WD in 1965	1	1	0	0	0	0	0	85	85	85.00	+14	0	0	0	0	\$0	\$0.00
Mike Baker	Cut	2	4	0	0	0	0	0	75	80	78.00	24	0	0	0	0	\$3,750	\$1,875.00
Peter Baker	Cut	1	2	0	0	0	0	0	71	76	73.50	+7	0	0	0	0	\$1,200	\$1,200.00
Ralph Baker	Cut	1	2	0	0	0	0	0	74	78	76.00	+12	0	0	0	0	\$0	\$0.00
Ian Baker-Finch	T-34th in 1989	7	22	4	0	0	0	0	68	80	73.68	+51	0	2	5	1	\$16,812	\$2,401.78
Ron Bakich	T-75th in 1963	2	6	1	0	0	0	0	73	80	76.67	+34	0	0	0	0	\$158	\$79.16

Player	Best Finish	Years	Rds	Cuts Made	Top 3	Top 5	Top 10	Top 25	Low Rd	High Rd	Avg.	To Par	Rds 65 or Better	Rds in 60s	Rds Under Par	Rds at Par	Money	\$ Per Event
Daniel Balin	Cut in 2010	1	2	0	0	0	0	0	75	77	76.00	+8	0	0	0	0	\$2,500	\$2,500
Jack Baldwin	Cut	1	2	0	0	0	0	0	76	83	79.50	+19	0	0	0	0	\$250	\$250.00
Daniel Balin	Cut	1	2	0	0	0	0	0	79	81	80.00	+20	0	0	0	0	\$2,500	\$2,500.00
Errie Ball	T-33rd in 1958	3	11	3	0	0	0	0	72	81	75.36	+59	0	0	0	0	\$520	\$173.33
Gary Balleitt	Cut	1	2	0	0	0	0	0	79	80	79.50	+15	0	0	0	0	\$1,000	\$1,000.00
Seve Ballesteros	5th in 1984	13	42	8	0	1	2	5	66	83	72.45	+53	0	6	13	7	\$96,158	\$7,396.79
Michael Ballo	Cut	1	2	0	0	0	0	0	76	76	76.00	+8	0	0	0	0	\$0	\$0.00
Stan Balulik	Cut	1	2	0	0	0	0	0	76	78	77.00	+12	0	0	0	0	\$0	\$0.00
Louis Barbaro	Cut	2	4	0	0	0	0	0	77	79	78.25	+33	0	0	0	0	\$0	\$0.00
Dave Barber	T-54th in 1979	7	16	1	0	0	0	0	69	80	75.94	+87	0	1	1	0	\$3,820	\$545.78
James Barber	Cut	1	2	0	0	0	0	0	75	76	75.50	+11	0	0	0	0	\$0	\$0.00
Jerry Barber	Win in 1961	22	51	4	2	2	2	2	65	84	76.12	+288	1	4	4	1	\$17,570	\$798.62
Jim Barber	Cut	1	2	0	0	0	0	0	77	88	82.50	+25	0	0	0	0	\$250	\$250.00
Miller Barber	T-4th in 1971	15	55	12	0	2	3	6	64	81	72.69	+121	1	6	8	8	\$33,150	\$2,209.98
Bill Barclay	Cut	1	2	0	0	0	0	0	82	88	85.00	+30	0	0	0	0	\$0	\$0.00
Paul Barkhouse	Cut	1	2	0	0	0	0	0	75	77	76.00	+10	0	0	0	0	\$303	\$303.00
Craig Barlow	Cut	1	2	0	0	0	0	0	70	78	74.00	+4	0	0	1	0	\$2,250	\$2,250.00
Ricky Barnes	T-56th in 2011	2	6	1	0	0	0	0	69	75	72.67	+12	0	1	1	0	\$19,100	\$9,550.00
John Barnum	T-16th in 1958	6	20	4	0	0	0	1	66	84	75.10	+96	0	2	2	0	\$1,338	\$222.91
Dave Barr	T-38th in 1985	9	28	5	0	0	0	0	69	79	73.04	+55	0	1	3	4	\$14,765	\$1,640.59
Jerry Barrier	Cut	1	2	0	0	0	0	0	77	81	79.00	+18	0	0	0	0	\$0	\$0.00
Herman Barron	T-35th in 1958	3	9	2	0	0	0	0	71	83	76.00	+54	0	0	0	0	\$162	\$54.00
Louis Bartoletti	Cut	1	2	0	0	0	0	0	74	78	76.00	+10	0	0	0	0	\$1,200	\$1,200.00
Larry Bartosek	62nd in 1958	2	8	2	0	0	0	0	74	80	77.13	+53	0	0	0	0	\$400	\$200.00
Richard Bassett	72nd in 1967	2	6	1	0	0	0	0	69	86	75.67	+26	0	1	2	0	\$950	\$475.00
Charles Bassler	T-29th in 1961	4	12	3	0	0	0	0	72	79	74.83	+58	0	0	0	0	\$425	\$106.25
Brian Bateman	T-50th in 2007	2	6	1	0	0	0	0	68	76	72.50	+11	0	1	1	0	\$17,236	\$8,617.86
Dan Bateman	Cut	1	2	0	0	0	0	0	81	83	82.00	+20	0	0	0	0	\$1,300	\$1,300.00
Mel Baum	Cut	3	6	0	0	0	0	0	74	81	78.00	+42	0	0	0	0	\$3,400	\$1,133.33
Rex Baxter	T-68th in 1972	8	19	2	0	0	0	0	73	82	76.63	+120	0	0	0	0	\$1,083	\$135.37
George Bayer	T-3rd in 1962	7	25	6	1	1	1	2	69	80	73.44	+82	0	1	1	2	\$5,108	\$729.64
Andy Bean	2nd in 1980 & '89	13	44	9	3	3	4	6	66	81	72.41	+56	0	8	15	5	\$195,824	\$15,063.36
Frank Beard	T-6th in 1968	12	46	11	0	0	3	6	67	80	72.52	+88	0	6	13	2	\$28,513	\$2,376.08
Roy Beattie	Cut	1	2	0	0	0	0	0	82	82	82.00	+24	0	0	0	0	\$0	\$0.00
Avery Beck	Cut	2	5	1	0	0	0	0	73	78	75.60	+28	0	0	0	0	\$0	\$0.00
Chip Beck	T-5th in 1990	14	48	10	0	1	1	5	66	80	72.38	+52	0	5	15	5	\$109,184	\$7,798.87
Larry Beck	T-72nd in 1966	1	4	1	0	0	0	0	71	79	76.00	+24	0	0	0	0	\$300	\$300.00
Cameron Beckman	T-53rd in 2002	3	8	1	0	0	0	0	71	79	76.00	+32	0	0	1	0	\$16,743	\$5,581
Richard Beckman	Cut	1	2	0	0	0	0	0	77	77	77.00	+14	0	0	0	0	\$0	\$0.00
Rich Beem	Win in 2002	10	28	4	1	1	1	1	66	82	74.18	+81	0	3	4	6	\$1,046,696	\$104,669.58
Notah Begay III	8th in 2000	2	6	1	0	0	1	1	66	78	70.67	-4	0	2	4	1	\$147,000	\$73,500.00
Frank Beley	T-75th in 1963	3	8	1	0	0	0	0	74	80	76.75	+50	0	0	0	0	\$158	\$52.77
Carl Beljan	Cut	1	2	0	0	0	0	0	78	81	79.50	+19	0	0	0	0	\$0	\$0.00
Willie Beljan	Cut	2	5	1	0	0	0	0	75	87	79.40	+45	0	0	0	0	\$0	\$0.00
Jack Bell	Cut	1	2	0	0	0	0	0	76	79	77.50	+15	0	0	0	0	\$0	\$0.00
George Bellino	Cut	7	14	0	0	0	0	0	73	84	77.86	+98	0	0	0	0	\$803	\$114.71
Jimmy Bellizzi	Cut	2	4	0	0	0	0	0	79	85	81.00	+42	0	0	0	0	\$0	\$0.00
Bob Below	Cut	1	2	0	0	0	0	0	74	76	75.00	+10	0	0	0	0	\$0	\$0.00
Jerry Belt	Cut	1	2	0	0	0	0	0	75	82	78.50	+17	0	0	0	0	\$0	\$0.00
Deane Beman	T-36th in 1972	4	16	4	0	0	0	0	71	77	73.81	+49	0	0	1	0	\$2,255	\$563.75
Mike Bencriscutto	Cut	1	2	0	0	0	0	0	76	84	80.00	+20	0	0	0	0	\$0	\$0.00
Jim Benepe	Cut	1	2	0	0	0	0	0	71	74	72.50	+3	0	0	0	1	\$1,000	\$1,000.00
Ray Bennett	Cut	1	2	0	0	0	0	0	78	83	80.50	+21	0	0	0	0	\$0	\$0.00
Bob Benning	T-64th in 1968	2	6	1	0	0	0	0	71	84	77.33	+44	0	0	0	0	\$615	\$307.50
Ryan Benzel	71st in 2007	4	10	1	0	0	0	0	71	83	76.90	+61	0	0	0	0	\$20,400	\$5,100
Bob Benson	T-60th in 1975	2	8	2	0	0	0	0	68	85	75.75	+38	0	1	1	0	\$917	\$458.33
Steve Benson	Cut	4	8	0	0	0	0	0	71	81	77.25	+52	0	0	0	1	\$2,853	\$713.25
Scott Bentley	Cut	1	2	0	0	0	0	0	74	75	74.50	+5	0	0	0	0	\$1,000	\$1,000.00
John Bermel	Cut	2	4	0	0	0	0	0	72	81	76.50	+22	0	0	0	0	\$2,500	\$1,250.00
Sam Bernardi	T-55th in 1961	2	6	1	0	0	0	0	72	77	75.00	+30	0	0	0	0	\$225	\$112.50
Don Berry	T-64th in 2002	4	10	1	0	0	0	0	71	80	75.10	+43	0	0	1	0	\$16,750	\$4,187.50
John Berry	T-44th in 1967	2	7	2	0	0	0	0	70	78	74.00	+20	0	0	1	1	\$501	\$250.71
Scott Bess	T-52nd in 1988	5	16	3	0	0	0	0	69	77	73.75	+44	0	2	2	0	\$6,208	\$1,241.50
Al Besselink	T-33rd in 1964	7	20	3	0	0	0	0	71	83	75.50	+106	0	0	0	0	\$1,088	\$155.35
Bob Betley	T-47th in 1987	2	6	1	0	0	0	0	72	79	74.67	+16	0	0	0	2	\$3,400	\$1,700.00
Matt Bettencourt	Cut in 2010	1	2	0	0	0	0	0	72	74	73.00	+2	0	0	0	1	\$2,500	\$2,500
Leo Biagetti	Cut	4	10	2	0	0	0	0	70	82	76.90	+67	0	0	0	1	\$0	\$0.00
Miguel Biamon	Cut	1	2	0	0	0	0	0	76	82	79.00	+18	0	0	0	0	\$1,200	\$1,200.00
Roy Biancalana	71st in 2004	1	4	1	0	0	0	0	72	79	74.75	11	0	0	0	1	\$11,900	\$11,900.00
John Bickerton	Cut	1	2	0	0	0	0	0	73	74	73.50	+3	0	0	0	0	\$2,250	\$2,250.00
Don Bies	T-7th in 1967	12	42	9	0	0	2	3	64	79	72.93	+95	1	5	8	6	\$18,852	\$1,570.95
Paul Biggy	Cut	3	6	0	0	0	0	0	76	83	79.50	+55	0	0	0	0	\$0	\$0.00

Player	Best Finish	Years	Rds	Cuts Made	Top 3	Top 5	Top 10	Top 25	Low Rd	High Rd	Avg.	To Par	Rds 65 or Better	Rds in 60s	Rds Under Par	Rds at Par	Money	\$ Per Event
Gregory Bisconti	74th in 2009	3	8	1	0	0	0	0	70	82	76.25	+38	0	0	1	1	\$18,350	\$6,117
Bill Bisdorf	T-20th in 1967	10	30	5	0	0	0	1	69	80	74.43	+113	0	1	2	3	\$3,517	\$351.71
Vince Bizik	Cut	2	4	0	0	0	0	0	76	82	79.00	+32	0	0	0	0	\$900	\$450.00
Thomas Bjorn	T-2nd in 2005	11	34	6	2	2	2	2	63	80	72.26	+53	1	6	7	1	\$960,125	\$87,284.09
Ronnie Black	T-21st in 1986	7	26	6	0	0	0	2	68	82	72.77	+38	0	2	7	4	\$37,292	\$5,327.38
Woody Blackburn	T-40th in 1985	3	10	2	0	0	0	0	71	87	75.20	+44	0	0	0	1	\$3,850	\$1,283.33
Phil Blackmar	T-6th in 1997	9	32	7	0	0	1	1	67	83	73.44	+68	0	4	8	7	\$105,004	\$11,667.10
James Blair	65th in 1986	5	14	2	0	0	0	0	72	80	75.14	+9	0	0	0	0	\$9,825	\$1,965.00
Jay Don Blake	T-13th in 1991	11	31	5	0	0	0	2	68	79	73.35	+72	0	3	4	3	\$49,567	\$4,506.06
Homero Blancas	T-30th in 1970	6	20	4	0	0	0	0	70	81	74.40	+78	0	0	0	2	\$3,012	\$502.00
Phil Bland	Cut	1	2	0	0	0	0	0	77	79	78.00	+14	0	0	0	0	\$1,200	\$1,200.00
Rich Bland	Cut	2	4	0	0	0	0	0	77	85	81.00	+44	0	0	0	0	\$250	\$125.00
Kris Blanks	Cut in 2010	1	2	0	0	0	0	0	73	80	76.50	+9	0	0	0	0	\$2,500	\$2,500
Bill Blanton	74th in 1966	2	6	1	0	0	0	0	72	84	78.00	+46	0	0	0	0	\$300	\$150.00
Tom Blaskovich	Cut	1	2	0	0	0	0	0	73	79	76.00	+10	0	0	0	0	\$0	\$0.00
Chris Blocker	Cut	1	2	0	0	0	0	0	76	77	76.50	+13	0	0	0	0	\$0	\$0.00
Bob Bodington	Cut	2	4	0	0	0	0	0	74	83	78.75	+35	0	0	0	0	\$0	\$0.00
Brien Boggess	Cut	1	2	0	0	0	0	0	80	85	82.50	+25	0	0	0	0	\$0	\$0.00
Marty Bohen	Cut	1	2	0	0	0	0	0	77	81	79.00	+14	0	0	0	0	\$1,000	\$1,000.00
Jason Bohn	T-34th in 2005	3	8	1	0	0	0	0	68	78	73.00	+16	0	2	2	1	\$36,667	\$12,222
Bob Boldt	Cut	1	2	0	0	0	0	0	77	83	80.00	+18	0	0	0	0	\$303	\$303.00
Burl Bolesta	Cut	1	2	0	0	0	0	0	76	80	78.00	+16	0	0	0	0	\$0	\$0.00
Tommy Bolt	3rd in 1971	9	27	5	1	2	2	3	68	81	73.11	+74	0	4	4	3	\$17,245	\$1,916.11
Ralph Bond	Cut	3	6	0	0	0	0	0	74	85	80.50	+63	0	0	0	0	\$0	\$0.00
Paul Bondeson	Cut	1	2	0	0	0	0	0	75	79	77.00	+14	0	0	0	0	\$0	\$0.00
Gene Bone	T-60th in 1973	7	19	3	0	0	0	0	71	85	76.11	+102	0	0	0	2	\$910	\$130.00
John Bonella	Cut	1	2	0	0	0	0	0	83	87	85.00	+28	0	0	0	0	\$303	\$303.00
Billy Booe	Cut	1	2	0	0	0	0	0	77	78	77.50	+15	0	0	0	0	\$0	\$0.00
Eric Booker	Cut	1	2	0	0	0	0	0	72	78	75.00	+6	0	0	0	1	\$1,300	\$1,300.00
Jim Booros	Cut	1	2	0	0	0	0	0	69	79	74.00	+8	0	1	1	0	\$650	\$650.00
Gene Borek	T-30th in 1971	11	32	5	0	0	0	0	70	79	74.63	+128	0	0	1	4	\$5,756	\$523.28
Andy Borkovich	Cut	3	6	0	0	0	0	0	73	83	78.50	+45	0	0	0	0	\$0	\$0.00
Ernie Boros	Cut	1	2	0	0	0	0	0	78	82	80.00	+18	0	0	0	0	\$0	\$0.00
Guy Boros	Cut	2	4	0	0	0	0	0	68	81	74.00	+14	0	1	1	0	\$2,500	\$1,250.00
Julius Boros	Win in 1968	22	74	15	1	3	4	10	68	79	72.84	+170	0	7	11	7	\$51,681	\$2,349.13
Bob Borowicz	73rd in 1993	4	10	1	0	0	0	0	71	84	76.60	+52	0	0	0	1	\$5,675	\$1,418.75
Edward Bosse	Cut	3	6	0	0	0	0	0	78	84	81.17	+61	0	0	0	0	\$0	\$0.00
Rafe Botts	Cut	1	2	0	0	0	0	0	73	82	77.50	+13	0	0	0	0	\$0	\$0.00
Tony Bovitsky	Cut	1	3	1	0	0	0	0	73	79	76.33	+19	0	0	0	0	\$0	\$0.00
Steve Bowen	Cut	1	2	0	0	0	0	0	80	81	80.50	+17	0	0	0	0	\$1,000	\$1,000.00
George Bowman	Cut	2	4	0	0	0	0	0	72	88	80.25	+37	0	0	0	1	\$2,500	\$1,250.00
Gregory Bourdy	T-58th in 2010	2	6	1	0	0	0	0	70	76	73.17	+11	0	0	2	0	\$17,725	\$8,862.50
Bob Boyd	T-19th in 1990	10	28	4	0	0	0	1	68	77	73.11	+53	0	1	6	3	\$38,575	\$3,857.50
Frank Boynton	T-8th in 1968	5	16	3	0	0	1	2	70	76	73.38	+42	0	0	1	2	\$5,378	\$1,075.61
Dennis Bradley	Cut	3	6	0	0	0	0	0	75	82	78.33	+44	0	0	0	0	\$250	\$83.33
Jackson Bradley	T-31st in 1959	4	12	2	0	0	0	0	69	81	74.50	+54	0	1	1	0	\$362	\$90.62
Keegan Bradley	Win in 2011	1	4	1	1	1	1	1	64	71	68.00	-8	1	3	3	0	\$1,445,000	\$1,445,000.00
Michael Bradley	T-31st in 1996	5	18	4	0	0	0	0	63	80	72.28	+25	1	2	5	3	\$39,458	\$7,891.67
Monte Bradley	Cut	1	2	0	0	0	0	0	75	79	77.00	+10	0	0	0	0	\$0	\$0.00
Steve Brady	Cut	3	6	0	0	0	0	0	69	78	75.67	+28	0	1	1	0	\$5,200	\$1,733.33
Rob Bragg	Cut	1	2	0	0	0	0	0	81	81	81.00	+22	0	0	0	0	\$350	\$350.00
Mike Brannan	Cut	2	4	0	0	0	0	0	73	77	74.75	+19	0	0	0	0	\$850	\$425.00
Tom Brannen	T-38th in 1988	2	6	1	0	0	0	0	70	78	73.50	+13	0	0	1	1	\$4,211	\$2,105.55
Bob Bratzler	Cut	1	2	0	0	0	0	0	73	77	75.00	+10	0	0	0	0	\$0	\$0.00
Jerry Breaux	T-60th in 1973	2	6	1	0	0	0	0	72	79	75.50	+27	0	0	0	0	\$663	\$331.50
Gay Brewer	T-7th in 1972	13	48	11	0	0	2	5	66	80	72.79	+110	0	3	6	4	\$20,033	\$1,541.00
Markus Brier	Cut	1	2	0	0	0	0	0	69	77	73.00	+6	0	1	1	0	\$2,500	\$2,500.00
Eldon Briggs	Cut	2	4	0	0	0	0	0	74	78	76.50	+26	0	0	0	0	\$0	\$0.00
Mack Briggs	Cut	1	2	0	0	0	0	0	78	82	80.00	+20	0	0	0	0	\$0	\$0.00
Don Brigham	Cut	2	4	0	0	0	0	0	77	83	79.75	+33	0	0	0	0	\$2,000	\$1,000.00
Stan Brion	T-22nd in 1974	1	4	1	0	0	0	1	70	74	71.50	+6	0	0	0	1	\$2,182	\$2,182.50
Mike Brisky	T-14th in 1996	2	6	1	0	0	0	1	69	75	71.67	+2	0	2	3	1	\$40,300	\$20,150.00
Bill Britton	4th in 1990	7	22	4	0	1	1	2	67	78	73.23	39	0	1	7	3	\$96,910	\$13,844.29
Paul Broadhurst	Cut	2	4	0	0	0	0	0	74	76	74.75	+15	0	0	0	0	\$3,550	\$1,775.00
Bill Brodell	Cut	1	2	0	0	0	0	0	75	79	77.00	+12	0	0	0	0	\$1,000	\$1,000.00
Mark Brooks	Win in 1996	24	60	6	1	1	1	3	67	80	73.57	+146	0	7	12	4	\$559,781	\$23,324.22
Al Brosch	T-59th in 1958	3	8	1	0	0	0	0	74	81	77.25	+58	0	0	0	0	\$100	\$33.33
Billy-Ray Brown	T-40th in 1992	5	14	2	0	0	0	0	69	79	74.14	+38	0	1	1	0	\$10,600	\$2,120.00
Charles Brown	Cut	1	2	0	0	0	0	0	79	81	80.00	+20	0	0	0	0	\$0	\$0.00
Francis Brown	Cut	1	2	0	0	0	0	0	77	78	77.50	+15	0	0	0	0	\$0	\$0.00
Joe Brown	Cut	4	9	1	0	0	0	0	74	81	76.22	+56	0	0	0	0	\$0	\$0.00
Jouett Brown	Cut	4	8	1	0	0	0	0	72	80	77.13	+55	0	0	0	0	\$0	\$0.00

Player	Best Finish	Years	Rds	Cuts Made	Top 3	Top 5	Top 10	Top 25	Low Rd	High Rd	Avg.	To Par	Rds 65 or Better	Rds in 60s	Rds Under Par	Rds at Par	Money	\$ Per Event
Ken Brown	T-24th in 1987	3	10	2	0	0	0	1	72	80	74.10	+27	0	0	0	0	\$8,525	\$2,841.66
Mark Brown	T-24th in 2008	4	10	1	0	0	0	1	69	80	74.20	+34	0	2	3	0	\$63,250	\$15,812.50
Pete Brown	T-33rd in 1964	4	13	3	0	0	0	0	70	82	73.92	+39	0	0	2	2	\$1,607	\$401.79
Olin Browne	T-46th in 2006	5	18	4	0	0	0	0	66	76	72.50	+29	0	1	1	3	\$40,385	\$E8,077.00
Jim Browning	T-62nd in 1964	4	11	2	0	0	0	0	71	80	76.36	+70	0	0	0	0	\$55.00	
Bobby Brue	T-12th in 1973	6	16	2	0	0	0	1	70	82	75.13	+68	0	0	2	1	\$4,817	\$802.87
Bob Bruno	T-66th in 1973	2	6	1	0	0	0	0	71	78	74.83	+21	0	0	0	1	\$360	\$180.00
George Bruno	Cut	1	2	0	0	0	0	0	78	82	80.00	+20	0	0	0	0	\$0	\$0.00
Brad Bryant	T-48th in 1992	11	30	4	0	0	0	0	70	80	73.90	+89	0	0	2	6	\$15,155	\$1,377.72
Bart Bryant	T-32nd in 2007	4	10	1	0	0	0	0	70	77	73.30	+29	0	0	0	3	\$41,500	\$10,375.00
George Buck	Cut	1	2	0	0	0	0	0	74	80	77.00	+14	0	0	0	0	\$0	\$0.00
Andrew Buckle	Cut	1	2	0	0	0	0	0	73	73	73.00	+2	0	0	0	0	\$2,250	\$E2,250.00
Ed Bucklin	Cut	1	2	0	0	0	0	0	79	85	82.00	+24	0	0	0	0	\$0	\$0.00
Brent Buckman	Cut	1	2	0	0	0	0	0	78	79	78.50	+13	0	0	0	0	\$1,000	\$1,000.00
Dick Bull	Cut	1	2	0	0	0	0	0	77	84	80.50	+17	0	0	0	0	\$0	\$0.00
Steve Bull	Cut	6	12	1	0	0	0	0	72	80	76.83	+74	0	0	0	0	\$0	\$0.00
Johnny Bulla	T-57th in 1961	8	21	3	0	0	0	0	73	80	75.76	+111	0	0	0	0	\$525	\$65.62
Craig Bunker	Cut	1	2	0	0	0	0	0	79	80	79.50	+19	0	0	0	0	\$350	\$350.00
Eddie Burke	T-44th in 1958	3	9	2	0	0	0	0	72	81	75.56	+50	0	0	0	0	\$100	\$33.33
Jim Burke	Cut	1	2	0	0	0	0	0	75	78	76.50	+13	0	0	0	0	\$0	\$0.00
Patrick Burke	T-31st in 1996	1	4	1	0	0	0	0	69	73	71.25	-3	0	1	2	1	\$13,000	\$13,000.00
Thomas Burke	Cut	1	2	0	0	0	0	0	74	79	76.50	+11	0	0	0	0	\$0	\$0.00
Jack Burke Jr	4th in 1958	15	58	14	0	1	2	4	69	79	73.31	+164	0	3	4	5	\$11,706	\$780.40
Michael Burke, Jr.	Cut	6	12	0	0	0	0	0	73	79	76.00	+62	0	0	0	0	\$7,500	\$1,250.00
Walter Burkemo	14th in 1961	13	40	7	0	0	0	5	66	83	73.88	+141	0	2	2	2	\$5,928	\$455.96
Ken Burnette	Cut	1	2	0	0	0	0	0	76	77	76.50	+13	0	0	0	0	\$0	\$0.00
Bob Burns	67th in 2003	1	4	1	0	0	0	0	70	82	75.00	+20	0	0	0	1	\$11,600	\$11,600.00
George Burns	T-19th in 1977 & '78	12	36	6	0	0	0	2	67	83	73.53	+99	0	3	6	0	\$16,853	\$1,404.40
Kevin Burton	T-71st in 1993	4	10	1	0	0	0	0	69	80	75.90	+51	0	1	1	0	\$9,012	\$2,253.12
Dick Bury	64th in 1970	3	9	2	0	0	0	0	73	78	75.44	+49	0	0	0	0	\$400	\$133.33
Leon Butler	64th in 1961	2	6	1	0	0	0	0	72	84	76.67	+40	0	0	0	0	\$225	\$112.50
George Buzzini	Cut	1	2	0	0	0	0	0	77	78	77.50	+15	0	0	0	0	\$0	\$0.00
Bob Byman	T-21st in 1979	2	8	2	0	0	0	1	69	82	73.75	+30	0	2	2	0	\$3,950	\$1,975.00
Jonathan Byrd	T-20th in 2006	6	14	1	0	0	0	1	68	82	74.00	+44	0	2	2	1	\$82,750	\$13,791.67
Curt Byrum	T-14th in 1987	4	14	3	0	0	0	1	66	87	74.00	+34	0	2	3	3	\$17,082	\$4,270.62
Tom Byrum	9th in 1997	6	20	4	0	0	1	2	69	79	72.70	32	0	1	3	4	\$127,014	\$21,169.05
George Bryan	Cut in 1999	1	2	0	0	0	0	0	76	77	76.50	+9	0	0	0	0	\$1,750	\$1,750.00
Angel Cabrera	T-19th in 2000	12	38	7	0	0	0	2	67	81	72.87	+65	0	3	8	6	\$224,270	\$18,689.17
George Cadle	T-15th in 1977	6	24	6	0	0	0	1	68	78	73.42	+62	0	2	4	1	\$10,456	\$1,742.59
Brian Cairns	Cut	1	2	0	0	0	0	0	79	85	82.00	+24	0	0	0	0	\$2,500	\$2,500.00
John Calabria	Cut	3	6	0	0	0	0	0	74	83	78.33	+46	0	0	0	0	\$2,150	\$716.66
Mark Calcavecchia	T-4th in 2001	21	69	14	0	1	2	4	65	80	72.52	+106	1	11	20	5	\$551,110	\$26,243.34
Rex Caldwell	3rd in 1979	8	28	6	1	1	1	3	66	79	72.29	+48	0	4	8	4	\$37,809	\$4,726.15
Matthew Call	Cut	1	2	0	0	0	0	0	76	81	78.50	+17	0	0	0	0	\$2,500	\$2,500.00
Chad Campbell	2nd in 2003	9	32	7	1	1	1	3	65	78	72.19	+34	1	4	9	3	\$844,043	\$93,783
Doug Campbell	Cut	1	2	0	0	0	0	0	76	78	77.00	+14	0	0	0	0	\$500	\$500.00
Gary Campbell	Cut	1	2	0	0	0	0	0	87	94	90.50	+37	0	0	0	0	\$250	\$250.00
Joe Campbell	T-27th in 1962	6	18	3	0	0	0	0	70	80	74.50	+69	0	0	0	1	\$1,314	\$219.08
Ken Campbell	Cut	1	2	0	0	0	0	0	76	82	79.00	+18	0	0	0	0	\$0	\$0.00
Michael Campbell	T-6th in 2005	12	36	6	0	0	1	3	65	84	73.50	+90	1	6	9	3	\$334,810	\$27,901
Todd Camplin	Cut	1	2	0	0	0	0	0	79	82	80.50	+21	0	0	0	0	\$2,500	\$2,500.00
Jose-Marie Canizares	Cut	1	2	0	0	0	0	0	72	81	76.50	+11	0	0	0	0	\$1,000	\$1,000.00
Ivan Cantz	Cut	1	2	0	0	0	0	0	78	84	81.00	+22	0	0	0	0	\$0	\$0.00
Joseph Capello	Cut	1	2	0	0	0	0	0	79	83	81.00	+22	0	0	0	0	\$0	\$0.00
Mike Caporale	Cut	1	2	0	0	0	0	0	78	82	80.00	+16	0	0	0	0	\$1,300	\$1,300.00
Billy Capps	T-54th in 1965	5	12	2	0	0	0	0	74	84	77.00	+76	0	0	0	0	\$402	\$80.50
Joe Cardenas	T-67th in 1968	4	10	1	0	0	0	0	73	81	77.60	+70	0	0	0	0	\$365	\$91.25
Ross Carley	Cut	1	2	0	0	0	0	0	77	79	78.00	+14	0	0	0	0	\$0	\$0.00
Bob Carmen	Cut	1	3	1	0	0	0	0	73	79	76.00	+18	0	0	0	0	\$0	\$0.00
Sam Carmichael	T-14th in 1967	5	16	3	0	0	0	1	69	81	74.19	+53	0	1	2	1	\$3,952	\$790.40
Mark Carnevale	Cut	1	2	0	0	0	0	0	78	79	78.50	+15	0	0	0	0	\$1,200	\$1,200.00
Joe Carr	Cut	3	6	0	0	0	0	0	73	85	79.67	+54	0	0	0	0	\$1,000	\$333.33
Jim Carter	T-56th in 1998	7	17	2	0	0	0	0	68	85	75.00	+10	0	1	2	0	\$16,065	\$2,295.00
Noel Caruso	Cut	1	2	0	0	0	0	0	83	84	83.50	+23	0	0	0	0	\$1,000	\$1,000.00
Tom Case	Cut	1	3	1	0	0	0	0	74	78	76.67	+20	0	0	0	0	\$0	\$0.00
Paul Casey	T-12th in 2010	9	30	6	0	0	0	2	69	85	72.97	+69	0	3	5	4	\$318,503	\$35,389.21
Kevin Cashman	Cut	1	2	0	0	0	0	0	75	79	77.00	+14	0	0	0	0	\$1,200	\$1,200.00
Billy Casper	2nd in 1958, '65 & '71	24	88	20	4	6	8	13	67	88	72.48	+178	0	9	17	13	\$87,790	\$3,657.90
Henry Castillo	T-40th in 1958	3	9	2	0	0	0	0	72	78	75.00	+45	0	0	0	0	\$110	\$36.66
Ron Castillo	Cut	1	2	0	0	0	0	0	87	88	87.50	+35	0	0	0	0	\$250	\$250.00
Ernie Catropa	Cut	2	5	1	0	0	0	0	72	81	76.40	+32	0	0	0	0	\$0	\$0.00
Gil Cavanaugh	Cut	1	2	0	0	0	0	0	76	76	76.00	+12	0	0	0	0	\$0	\$0.00

Player	Best Finish	Years	Rds	Cuts Made	Top 3	Top 5	Top 10	Top 25	Low Rd	High Rd	Avg.	To Par	Rds 65 or Better	Rds in 60s	Rds Under Par	Rds at Par	Money	\$ Per Event
Alex Cejka	4th in 2003	5	16	3	0	1	1	1	68	78	72.31	+17	0	3	6	3	\$303,517	\$60,703.33
Ron Cerrudo	T-21st in 1969	1	4	1	0	0	0	1	66	76	71.50	+2	0	1	2	0	\$1,719	\$1,718.75
Greg Cerulli	Cut	1	2	0	0	0	0	0	75	84	79.50	+15	0	0	0	0	\$1,000	\$1,000.00
Greg Chalmers	T-4th in 2000	3	10	2	0	1	1	1	66	75	70.50	-3	0	4	6	1	\$214,417	\$71,472.22
Brandel Chamblee	Cut in 4 times	4	8	0	0	0	0	0	69	78	74.13	+23	0	1	2	1	\$5,550	\$1,387.50
Al Chandler	T-48th in 1968	8	22	3	0	0	0	0	71	81	75.14	+107	0	0	0	0	\$2,052	\$256.48
Walt Chapman	Cut	2	4	0	0	0	0	0	75	77	75.50	+18	0	0	0	0	\$2,500	\$1,250.00
Bob Charles	T-2nd in 1968	9	36	9	1	1	1	4	68	78	72.72	+78	0	3	6	3	\$22,252	\$2,472.43
Brien Charter	T-56th in 1958	5	13	2	0	0	0	0	72	85	76.85	+83	0	0	0	0	\$2,100	\$420.00
T.C. Chen	T-23rd in 1985	4	14	3	0	0	0	1	66	83	73.79	+33	0	3	3	0	\$10,160	\$2,540.00
T.M. Chen	T-3rd in 1985	2	6	1	1	1	1	1	65	76	71.67	+4	1	2	2	1	\$43,500	\$21,750.00
Tom Cherek	Cut	1	2	0	0	0	0	0	77	78	77.50	+15	0	0	0	0	\$0	\$0.00
Joe Cheves	Cut	2	5	1	0	0	0	0	74	79	76.20	+31	0	0	0	0	\$0	\$0.00
Kelly Childs	Cut	1	2	0	0	0	0	0	82	86	84.00	+24	0	0	0	0	\$250	\$250.00
K.J. Choi	T-6th in 2004	11	40	9	0	0	2	4	66	80	71.85	+38	0	8	13	3	\$700,504	\$63,682.20
Daniel Chopra	T-41st in 2006	3	8	1	0	0	0	0	67	76	73.38	+19	0	1	1	1	\$28,080	\$9,360.00
Jim Cichra	Cut	1	2	0	0	0	0	0	75	78	76.50	+9	0	0	0	0	\$1,000	\$1,000.00
Stewart Cink	T-3rd in 1999	15	50	10	1	1	2	6	66	81	72.04	+46	0	11	16	5	\$716,655	\$47,776.98
Brian Claar	T-9th in 1992	4	12	2	0	0	1	1	67	76	71.75	+7	0	3	4	2	\$46,820	\$11,705.00
Bobby Clampett	T-27th in 1981	4	12	2	0	0	0	0	69	77	73.92	+37	0	1	2	2	\$8,883	\$2,220.83
Bob Clark	Cut	1	2	0	0	0	0	0	76	82	79.00	+18	0	0	0	0	\$0	\$0.00
Gary Clark	Cut	1	2	0	0	0	0	0	78	78	78.00	+16	0	0	0	0	\$350	\$350.00
Howard Clark	T-80 in 1996	2	6	1	0	0	0	0	72	78	74.50	+17	0	0	0	1	\$4,562	\$2,281.25
Jake Clark	Cut	1	2	0	0	0	0	0	80	83	81.50	+23	0	0	0	0	\$0	\$0.00
James Clark	T-39th in 1960	3	8	2	0	0	0	0	71	78	74.50	+36	0	0	0	0	\$200	\$66.66
Michael Clark II	T-15th in 2000	2	6	1	0	0	0	1	67	78	71.33	Even	0	1	3	1	\$79,500	\$39,750.00
Tim Clark	3rd in 2003	9	32	7	1	1	1	4	68	82	72.44	+42	0	5	10	4	\$708,093	\$78,677
Darren Clarke	T-9th in 2000	13	34	4	0	0	1	2	65	79	73.21	+73	1	5	8	6	\$279,121	\$21,470.88
Don Clarkson	Cut	1	2	0	0	0	0	0	75	78	76.50	+11	0	0	0	0	\$0	\$0.00
Keith Clearwater	T-48th in 1991	5	13	2	0	0	0	0	71	85	74.85	+44	0	0	1	2	\$9,375	\$1,875.00
John Cleary	68th in 1963	1	4	1	0	0	0	0	74	76	75.00	+16	0	0	0	0	\$200	\$200.00
Tom Cleaver	Cut	1	2	0	0	0	0	0	77	80	78.50	+17	0	0	0	0	\$1,200	\$1,200.00
Lennie Clements	T-30th in 1994	6	20	4	0	0	0	0	67	86	73.75	+59	0	3	4	3	\$20,188	\$3,364.72
Dick Cline	T-35th in 1958	4	10	1	0	0	0	0	72	83	76.60	+66	0	0	0	0	\$162	\$40.50
Jose Coceres	T-10th in 2002	5	16	3	0	0	1	2	67	79	72.69	+31	0	4	5	2	\$199,201	\$39,840.19
Russ Cochran	T-7th in 1992	14	42	7	0	0	2	3	65	80	72.86	+68	1	10	11	3	\$127,643	\$9,117.35
Gene Coghill	Cut	4	10	2	0	0	0	0	73	80	76.00	+58	0	0	0	0	\$0	\$0.00
Jim Colbert	T-12th in 1973	17	58	12	0	0	0	3	66	80	73.05	+143	0	5	8	5	\$25,302	\$1,488.33
Cleve Coldwater	Cut	1	2	0	0	0	0	0	75	78	76.50	+11	0	0	0	0	\$1,200	\$1,200.00
Bobby Cole	T-3rd in 1974	5	20	5	1	1	1	2	68	79	72.55	+35	0	3	4	1	\$17,038	\$3,407.57
Chris Cole	Cut	1	2	0	0	0	0	0	80	83	81.50	+23	0	0	0	0	\$500	\$500.00
Clayton Cole	T-69th in 1976	3	10	2	0	0	0	0	69	79	75.40	+54	0	1	1	0	\$771	\$257.14
Don Collett	Cut	1	2	0	0	0	0	0	78	82	80.00	+20	0	0	0	0	\$0	\$0.00
Bill Collins	T-12th in 1960	10	33	6	0	0	0	1	70	83	74.67	+151	0	0	0	3	\$3,922	\$392.20
Elhannon Collins	Cut	1	2	0	0	0	0	0	74	78	76.00	+8	0	0	0	0	\$0	\$0.00
Ros Collins	Cut	1	3	1	0	0	0	0	75	77	76.00	+18	0	0	0	0	\$0	\$0.00
Tim Collins	Cut	6	12	0	0	0	0	0	72	86	76.25	+63	0	0	0	1	\$4,150	\$691.66
Andrew Coltart	T-37th in 2001	4	16	4	0	0	0	0	67	80	72.50	+24	0	1	4	3	\$44,364	\$11,091.07
Michael Combs	Cut	1	2	0	0	0	0	0	79	79	79.00	+18	0	0	0	0	\$2,000	\$2,000.00
Charles Congdon	T-59th in 1963	1	4	1	0	0	0	0	70	79	74.50	+14	0	0	1	0	\$275	\$275.00
John Conley	Cut	1	2	0	0	0	0	0	81	82	81.50	+23	0	0	0	0	\$0	\$0.00
Frank Conner	T-23rd in 1979	4	12	2	0	0	0	1	69	79	73.08	+33	0	1	1	2	\$6,550	\$1,637.50
Joby Connor	Cut	1	3	1	0	0	0	0	73	76	74.67	+14	0	0	0	0	\$0	\$0.00
Joe Conrad	T-44th in 1964	3	10	2	0	0	0	0	69	80	74.60	+46	0	1	1	0	\$702	\$234.16
Beal Consolver	Cut	1	2	0	0	0	0	0	82	84	83.00	+24	0	0	0	0	\$0	\$0.00
Charles Coody	4th in 1977	15	50	10	0	1	4	5	67	79	72.84	+114	0	8	13	4	\$36,758	\$2,450.53
John Cook	T-2nd in 1992	17	58	12	1	2	4	7	66	79	71.76	+49	0	13	16	10	\$360,265	\$21,192.08
John Cook	T-44th in 1964	10	27	4	0	0	0	0	69	81	76.11	+149	0	1	1	1	\$1,044	\$104.38
Lawrence Cook	Cut	1	2	0	0	0	0	0	77	79	78.00	+16	0	0	0	0	\$0	\$0.00
Ross Coon	54th in 1970	4	12	2	0	0	0	0	72	81	75.75	+67	0	0	0	0	\$769	\$192.25
Joe Coonor	Cut	1	2	0	0	0	0	0	77	81	79.00	+18	0	0	0	0	\$0	\$0.00
Pete Cooper	T-15th in 1960	9	32	7	0	0	0	3	68	78	73.53	+99	0	2	4	2	\$3,965	\$440.57
Dennis Coscina	T-73rd in 1979	3	8	1	0	0	0	0	70	83	76.63	+49	0	0	0	1	\$1,000	\$333.33
Jeff Coston	72nd in 2004	3	8	1	0	0	0	0	68	79	74.75	+30	0	1	1	0	\$16,300	\$5,433.33
Chris Couch	Cut	1	2	0	0	0	0	0	71	74	72.50	+1	0	0	1	0	\$2,250	\$2,250.00
Gene Counter	Cut	1	2	0	0	0	0	0	79	80	79.50	+19	0	0	0	0	\$0	\$0.00
Fred Couples	2nd in 1990	25	88	19	2	2	3	7	65	80	71.75	+64	1	19	28	12	\$432,047	\$17,282
Chuck Courtney	T-22nd in 1971	5	18	4	0	0	0	1	70	78	73.72	+49	0	0	2	2	\$3,389	\$677.88
Bruce Crampton	2nd in 1973 & '75	15	60	15	3	3	4	9	63	77	72.15	+97	2	9	15	4	\$73,995	\$4,932.97
Ben Crane	T-9th in 2004	8	28	6	0	0	1	1	66	80	72.57	+44	0	4	7	3	\$277,079	\$34,634.90
Dick Crawford	T-20th in 1967	7	24	5	0	0	0	1	67	80	74.17	+84	0	1	1	2	\$4,287	\$612.41
Jeffrey Cranford	Cut	1	2	0	0	0	0	0	75	77	76.00	+8	0	0	0	0	\$2,250	\$2,250.00

Player	Best Finish	Years	Rds	Cuts Made	Top 3	Top 5	Top 10	Top 25	Low Rd	High Rd	Avg.	To Par	Rds 65 or Better	Rds in 60s	Rds Under Par	Rds at Par	Money	\$ Per Event
Larry Crawford	Cut	1	2	0	0	0	0	0	81	81	81.00	+18	0	0	0	0	\$0	\$0.00
Ben Crenshaw	2nd in 1979	26	86	18	1	1	6	10	66	83	72.59	+147	0	15	22	12	\$206,180	\$7,930.00
Bob Crow	Cut	3	5	0	0	0	0	0	75	81	77.40	+37	0	0	0	0	\$0	\$0.00
Bob Crowley	T-38th in 1959	8	26	6	0	0	0	0	70	80	75.00	+124	0	0	0	1	\$1,068	\$133.43
Guy Cullins	Cut	1	2	0	0	0	0	0	74	79	76.50	+13	0	0	0	0	\$350	\$350.00
Buster Cupit	T-8th in 1958	7	24	5	0	0	1	2	69	80	73.54	+83	0	1	1	5	\$3,545	\$506.42
Jacky Cupit	T-6th in 1966	8	28	7	0	0	2	3	69	77	72.93	+64	0	2	5	2	\$11,639	\$1,454.92
Ben Curtis	T-2nd in 2008	8	24	4	1	1	1	2	67	78	72.50	+36	0	4	4	3	\$767,779	\$95,972
Rod Curl	T-20th in 1980	5	18	4	0	0	0	1	69	77	72.83	+47	0	1	2	1	\$7,900	\$1,580.00
Gaylord Currie	Cut	1	2	0	0	0	0	0	79	85	82.00	+24	0	0	0	0	\$0	\$0.00
Chris Dachisen	Cut	1	2	0	0	0	0	0	81	84	82.50	+21	0	0	0	0	\$1,000	\$1,000.00
Corky Dahl	T-66th in 1971	4	10	1	0	0	0	0	69	87	78.00	+68	0	1	1	0	\$258	\$64.50
John Dahl	Cut	1	2	0	0	0	0	0	77	79	78.00	+12	0	0	0	0	\$1,000	\$1,000.00
John Dalrymple	Cut	4	8	0	0	0	0	0	76	82	79.50	+74	0	0	0	0	\$0	\$0.00
John Daly	Win in 1991	20	50	6	1	1	1	1	66	82	73.80	+148	0	7	9	3	\$318,675	\$15,933.75
Doug Dalziel	Cut	2	4	0	0	0	0	0	73	82	78.25	+31	0	0	0	0	\$803	\$401.50
Woody Dame	Cut	3	6	0	0	0	0	0	73	78	76.67	+34	0	0	0	0	\$903	\$301.00
Robert Damron	T-66th in 2001	4	12	2	0	0	0	0	68	81	73.50	+34	0	1	2	1	\$21,900	\$5,475.00
Joe Data	Cut	1	2	0	0	0	0	0	77	77	77.00	+14	0	0	0	0	\$0	\$0.00
Rhys Davies	T-62nd in 2010	1	4	1	0	0	0	0	71	75	73.00	+4	0	0	2	0	\$14,717	\$14,717
Brian Davis	T-13th in 2004	6	18	3	0	0	0	2	69	78	72.28	+21	0	5	8	1	\$223,898	\$37,316.27
James Davis	Cut	1	2	0	0	0	0	0	79	84	81.50	+23	0	0	0	0	\$0	\$0.00
Mike Davis	Cut	1	2	0	0	0	0	0	75	81	78.00	+16	0	0	0	0	\$350	\$350.00
Rodger Davis	T-52nd in 1988	4	10	1	0	0	0	0	69	81	75.30	+39	0	1	2	0	\$5,292	\$1,323.12
Scott Davis	Cut in 1989 & '99	2	4	0	0	0	0	0	72	81	75.75	+15	0	0	0	1	\$2,750	\$1,375.00
Marco Dawson	75th in 1996	1	4	1	0	0	0	0	69	76	73.50	+23	0	1	1	0	\$3,700	\$3,700.00
Glen Day	T-15th in 1994	8	24	4	0	0	0	1	68	76	71.88	+23	0	3	8	5	\$68,689	\$8,586.16
Jason Day	T-10th in 2010	2	6	1	0	0	1	1	66	74	71.00	-2	0	2	2	1	\$178,300	\$89,150.00
Manuel De La Torre	T-17th in 1963	11	36	8	0	0	0	1	70	80	74.61	+148	0	0	1	2	\$3,203	\$291.18
Brad Dean	Cut	1	2	0	0	0	0	0	84	86	85.00	+30	0	0	0	0	\$2,500	\$2,500.00
Terry Dear	Cut	1	2	0	0	0	0	0	74	83	78.50	+13	0	0	0	0	\$1,000	\$1,000.00
Tom Deaton	Cut	1	2	0	0	0	0	0	83	85	84.00	+28	0	0	0	0	\$0	\$0.00
Tim Debauffre	T-41st in 1968	1	4	1	0	0	0	0	72	75	73.25	+13	0	0	0	0	\$586	\$586.25
Bill Deck	Cut	1	2	0	0	0	0	0	76	78	77.00	+12	0	0	0	0	\$0	\$0.00
Harry Dee	Cut	1	2	0	0	0	0	0	76	77	76.50	+13	0	0	0	0	\$0	\$0.00
John Deforest	Cut	2	4	0	0	0	0	0	74	79	76.50	+22	0	0	0	0	\$2,500	\$1,250.00
Wayne DeFrancesco	T-71st in 1995	5	11	1	0	0	0	0	69	82	75.82	+52	0	1	1	0	\$8,913	\$1,782.50
Joseph Deigo	Cut	1	2	0	0	0	0	0	77	82	79.50	+19	0	0	0	0	\$0	\$0.00
Brendon de Jonge	T-26th in 2011	2	8	2	0	0	0	0	66	75	71.25	+2	0	3	3	0	\$68,034	\$34,016.96
Jay Delsing	T-63rd in 1990	3	8	1	0	0	0	0	70	82	74.88	+25	0	0	1	0	\$4,600	\$1,533.33
Dick Demane	Cut	3	7	1	0	0	0	0	74	83	77.57	+53	0	0	0	0	\$0	\$0.00
Ron Demao	Cut	1	2	0	0	0	0	0	82	84	83.00	+26	0	0	0	0	\$0	\$0.00
Jimmy Demaret	DQ	1	1	0	0	0	0	0	69	69	69.00	-1	0	1	1	0	\$0	\$0.00
Mike Demassey	WD	1	1	0	0	0	0	0	75	75	75.00	+5	0	0	0	0	\$0	\$0.00
Rolf Deming	T-67th in 1975	1	4	1	0	0	0	0	70	83	75.00	+20	0	0	0	1	\$429	\$428.57
Buddy Demling	Cut	3	6	0	0	0	0	0	76	85	79.50	+57	0	0	0	0	\$0	\$0.00
George Demling	Cut	1	2	0	0	0	0	0	78	82	80.00	+20	0	0	0	0	\$0	\$0.00
Lowell Dencer	Cut	1	2	0	0	0	0	0	73	82	77.50	+13	0	0	0	0	\$1,200	\$1,200.00
Ten Denham	Cut	1	2	0	0	0	0	0	82	83	82.50	+25	0	0	0	0	\$0	\$0.00
Clark Dennis	Cut	1	2	0	0	0	0	0	73	75	74.00	+8	0	0	0	0	\$1,500	\$1,500.00
Jim Dent	T-34th in 1978	7	22	4	0	0	0	0	69	78	73.82	+72	0	1	2	2	\$5,469	\$781.23
Bruce Devlin	T-6th in 1965	14	50	11	0	0	1	5	68	80	73.00	+118	0	2	9	7	\$21,760	\$1,554.30
Keith Dicciani	Cut	1	2	0	0	0	0	0	72	80	76.00	+8	0	0	0	1	\$2,500	\$2,500.00
Gardner Dickinson	5th in 1965	10	38	9	0	1	2	5	66	76	72.45	+71	0	6	7	1	\$15,628	\$1,562.83
Bob Dickson	T-25th in 1969	3	12	3	0	0	0	1	69	78	73.83	+38	0	1	2	1	\$2,110	\$703.33
Jim Dickson	Cut	2	4	0	0	0	0	0	74	85	80.00	+34	0	0	0	0	\$2,000	\$1,000.00
Terry Diehl	T-10th in 1980	4	12	2	0	0	1	1	68	78	73.25	+39	0	1	1	1	\$8,000	\$2,000.00
Mike Dietz	T-35th in 1958	4	11	2	0	0	0	0	70	81	76.00	+66	0	0	0	1	\$162	\$40.50
Billy Dill	Cut	1	2	0	0	0	0	0	79	83	81.00	+22	0	0	0	0	\$0	\$0.00
Terry Dill	T-22nd in 1971	2	8	2	0	0	0	1	68	75	72.88	+15	0	1	1	0	\$2,784	\$1,392.00
Chris DiMarco	T-2nd in 2004	10	36	8	1	1	1	4	67	79	71.92	+29	0	7	14	1	\$921,442	\$92,144.17
Kent Dinsdale	Cut	1	2	0	0	0	0	0	77	78	77.50	+13	0	0	0	0	\$1,200	\$1,200.00
Frank Dobbs	80th in 2000	3	8	1	0	0	0	0	67	88	76.25	+40	0	1	1	1	\$11,400	\$3,800.00
Stephen Dodd	Cut	2	4	0	0	0	0	0	71	75	73.25	+9	0	0	0	0	\$4,250	\$2,125.00
Trevor Dodds	T-62nd in 1998	1	4	1	0	0	0	0	69	75	72.75	+11	0	1	1	0	\$5,900	\$5,900.00
Joe Dodich	Cut	1	3	1	0	0	0	0	76	78	77.33	+22	0	0	0	0	\$0	\$0.00
Art Doering	Cut	2	4	0	0	0	0	0	73	87	78.50	+32	0	0	0	0	\$0	\$0.00
James Dolan	Cut	1	2	0	0	0	0	0	82	82	82.00	+24	0	0	0	0	\$650	\$650.00
Tom Dolby	T-55th in 1994	3	8	1	0	0	0	0	68	94	76.86	+9	0	1	1	0	\$6,358	\$2,119.44
Paul Donahue	Cut	1	2	0	0	0	0	0	75	77	76.00	+12	0	0	0	0	\$0	\$0.00
Luke Donald	T-3rd in 2006	8	30	7	1	1	2	4	66	77	71.50	+17	0	7	9	3	\$747,927	\$93,490.85
Mike Donald	T-47th in 1986	8	24	4	0	0	0	0	69	80	74.00	+66	0	1	2	6	\$10,883	\$1,360.41

Player	Best Finish	Years	Rds	Cuts Made	Top 3	Top 5	Top 10	Top 25	Low Rd	High Rd	Avg.	To Par	Rds 65 or Better	Rds in 60s	Rds Under Par	Rds at Par	Money	\$ Per Event
Jamie Donaldson	Cut	1	2	0	0	0	0	0	73	77	75.00	+10	0	0	0	0	\$2,500	\$2,500.00
Clarence Doser	T-37th in 1961	3	9	2	0	0	0	0	71	84	74.89	+44	0	0	0	0	\$250	\$83.33
Jack Doss	Cut	1	2	0	0	0	0	0	77	79	78.00	+16	0	0	0	0	\$20	\$0.00
Ed Dougherty	T-22nd in 1975	7	20	3	0	0	0	1	68	79	73.45	+51	0	3	5	1	\$13,225	\$1,889.28
Nick Dougherty	Cut	5	10	0	0	0	0	0	72	82	76.40	+56	0	0	0	1	\$11,750	\$2,350
Sean Dougherty	Cut	1	2	0	0	0	0	0	74	74	74.00	+8	0	0	0	0	\$2,500	\$2,500.00
Dave Douglas	Cut	2	4	0	0	0	0	0	73	84	78.75	+35	0	0	0	0	\$0	\$0.00
Dale Douglass	T-17th in 1975	7	24	5	0	0	0	1	67	78	73.71	+69	0	1	1	2	\$5,072	\$724.59
Sam Drake	Cut	2	5	1	0	0	0	0	73	80	78.00	+40	0	0	0	0	\$0	\$0.00
Bradley Dredge	Cut	3	6	0	0	0	0	0	73	75	74.17	+21	0	0	0	0	\$6,750	\$2,250.00
Scott Drummond	T-66th in 2004	1	4	1	0	0	0	0	71	76	73.50	6	0	0	1	1	\$12,350	\$12,350.00
Stan Dudas	T-69th in 1969	4	10	1	0	0	0	0	70	80	75.80	+54	0	0	1	0	\$241	\$60.34
Bob Duden	T-54th in 1977	6	15	2	0	0	0	0	72	80	75.87	+66	0	0	0	2	\$1,049	\$174.85
Jason Dufner	2nd in 2011	3	10	2	1	2	2	2	65	79	70.40	-8	1	5	6	1	\$1,138,333	\$379,444.45
Ken Duke	T-13th in 2008	3	10	2	0	0	0	2	69	77	72.00	+16	0	2	2	0	\$221,350	\$73,783
Eric Dugas	Cut	1	2	0	0	0	0	0	74	87	80.50	+21	0	0	0	0	\$2,500	\$2,500.00
Scott Dunlap	T-9th in 2000	3	12	3	0	0	1	1	66	81	71.58	+3	0	3	5	2	\$130,519	\$43,506.25
Tim Dunlavey	Cut	1	2	0	0	0	0	0	72	76	74.00	+4	0	0	0	1	\$2,000	\$2,000.00
Chuck Dupree	Cut	1	2	0	0	0	0	0	79	84	81.50	+23	0	0	0	0	\$0	\$0.00
Joe Durant	T-18th in 2007	7	26	6	0	0	0	1	68	79	72.35	+49	0	2	4	4	\$151,644	\$21,663.39
David Duschane	Cut	1	2	0	0	0	0	0	74	75	74.50	+7	0	0	0	0	\$1,000	\$1,000.00
David Duval	T-10th in 1999 & 2001	11	31	5	0	0	2	3	66	81	72.77	+52	0	4	9	6	\$271,891	\$24,717.42
Simon Dyson	T-6th in 2007	4	14	3	0	0	1	2	64	76	71.21	+9	1	3	5	1	\$385,550	\$96,387.50
Paul Earnest	Cut	1	2	0	0	0	0	0	82	85	83.50	+27	0	0	0	0	\$1,500	\$1,500.00
Bob Eastwood	T-30th in 1980	7	20	3	0	0	0	0	67	79	74.10	+70	0	2	3	0	\$9,600	\$1,371.42
Johan Edfors	T-39th in 2011	4	10	1	0	0	0	0	70	83	74.80	+40	0	0	0	2	\$37,500	\$9,375.00
Danny Edwards	T-20th in 1983	10	36	8	0	0	0	2	67	80	73.11	+78	0	4	7	4	\$18,931	\$1,893.05
David Edwards	T-14th in 1987	13	48	11	0	0	0	4	68	79	72.29	+54	0	7	14	10	\$79,220	\$6,093.83
Jerry Edwards	Cut	1	2	0	0	0	0	0	72	80	76.00	+12	0	0	0	0	\$0	\$0.00
Joel Edwards	T-39th in 2002	3	10	2	0	0	0	0	68	77	73.50	+17	0	1	2	1	\$26,350	\$8,783.33
David Eger	Cut	1	2	0	0	0	0	0	74	77	75.50	+9	0	0	0	0	\$303	\$303.00
Bill Eggers	Cut	3	7	1	0	0	0	0	73	80	76.71	+47	0	0	0	0	\$0	\$0.00
Dave Eichelberger	T-34th in 1971	8	24	4	0	0	0	0	70	81	74.50	+92	0	0	1	2	\$4,341	\$542.61
Lee Elder	T-11th in 1974	13	44	9	0	0	0	4	68	78	73.05	+112	0	4	6	6	\$20,274	\$1,559.55
Juan Elizondo	Cut	1	2	0	0	0	0	0	83	87	85.00	+26	0	0	0	0	\$0	\$0.00
Steve Elkington	Win in 1995	19	65	14	4	5	6	8	64	78	71.34	+23	1	20	27	7	\$1,722,631	\$90,664.80
Bob Elliott	Cut	1	2	0	0	0	0	0	74	78	76.00	+10	0	0	0	0	\$1,000	\$1,000.00
Jamie Elliott	Cut	1	2	0	0	0	0	0	79	87	83.00	+22	0	0	0	0	\$2,000	\$2,000.00
John Elliott	Cut	2	4	0	0	0	0	0	72	77	75.25	+15	0	0	0	1	\$2,000	\$1,000.00
Wes Ellis Jr	T-5th in 1961	9	32	7	0	1	2	5	68	81	72.75	+72	0	3	6	4	\$10,553	\$1,172.59
Bob Ellsworth	Cut	1	2	0	0	0	0	0	80	81	80.50	+19	0	0	0	0	\$0	\$0.00
Ernie Els	3rd in 1995 & 2007	19	68	15	2	4	5	10	65	80	71.31	+21	1	19	25	11	\$1,730,149	\$91,060.46
Clare Emery	T-28th in 1959	7	20	3	0	0	0	0	69	82	76.05	+111	0	1	1	0	\$1,011	\$144.48
Larry Emery	Cut	3	6	0	0	0	0	0	74	79	76.33	+32	0	0	0	0	\$4,200	\$1,400.00
Sean English	Cut in 2004	1	2	0	0	0	0	0	75	84	79.50	15	0	0	0	0	\$2,000	\$2,000.00
Noel Epperson	Cut	1	2	0	0	0	0	0	83	85	84.00	+28	0	0	0	0	\$0	\$0.00
Charlie Epps	Cut	2	4	0	0	0	0	0	77	78	77.75	+25	0	0	0	0	\$2,000	\$1,000.00
Robert Erickson	T-58th in 1966	3	11	3	0	0	0	0	71	80	75.27	+50	0	0	0	1	\$640	\$213.33
Scott Erdmann	Cut	1	2	0	0	0	0	0	80	81	80.50	+21	0	0	0	0	\$2,500	\$2,500.00
Randy Erskine	Cut	1	2	0	0	0	0	0	72	75	73.50	+7	0	0	0	0	\$350	\$350.00
Emil Esposito	Cut	2	4	0	0	0	0	0	79	87	83.50	+50	0	0	0	0	\$1,350	\$675.00
Frank Esposito, Jr.	Cut	1	2	0	0	0	0	0	71	78	74.50	+9	0	0	0	0	\$2,500	\$2,500.00
Lou Esposito	Cut	1	2	0	0	0	0	0	76	81	78.50	+17	0	0	0	0	\$0	\$0.00
Don Essig	Cut	1	2	0	0	0	0	0	79	87	83.00	+26	0	0	0	0	\$0	\$0.00
Bob Estes	T-6th in 1993, '95 & '99	52	10	0	0	3	3	3	65	81	72.46	+76	1	14	16	3	\$347,800	\$21,738
Jim Estes	Cut	1	2	0	0	0	0	0	76	79	77.50	+15	0	0	0	0	\$2,500	\$2,500.00
Barry Evans	Cut	2	4	0	0	0	0	0	76	81	79.00	+28	0	0	0	0	\$4,250	\$2,125.00
Chick Evans	T-37th in 1966	3	10	2	0	0	0	0	73	79	75.10	+43	0	0	0	0	\$917	\$305.72
Gary Evans	T-51st in 2003	1	4	1	0	0	0	0	71	76	73.75	+15	0	0	0	0	\$13,320	\$13,320.00
Max Evans	Cut	1	3	1	0	0	0	0	73	81	76.33	+19	0	0	0	0	\$0	\$0.00
Tont Evans	Cut	1	2	0	0	0	0	0	75	78	76.50	+13	0	0	0	0	\$0	\$0.00
Mark Evenson	Cut in 2004	1	2	0	0	0	0	0	80	82	81.00	18	0	0	0	0	\$2,000	\$2,000.00
Bill Ezinicki	T-40th in 1958	5	17	4	0	0	0	0	67	83	75.29	+86	0	1	1	2	\$460	\$92.00
Brad Fabel	T-28th in 1987	3	12	3	0	0	0	0	68	78	73.58	+31	0	1	1	0	\$16,833	\$5,611.11
Roy Faber	Cut	1	2	0	0	0	0	0	83	84	83.50	+25	0	0	0	0	\$0	\$0.00
Don Fairfield	T-22nd in 1961	5	16	4	0	0	0	1	70	78	73.56	+56	0	0	0	3	\$1,242	\$248.50
Jeff Fairfield	Cut	1	2	0	0	0	0	0	77	81	79.00	+16	0	0	0	0	\$1,200	\$1,200.00
Nick Faldo	T-2nd in 1992	22	82	19	2	4	5	9	66	80	71.87	49	0	21	34	6	\$489,731	\$22,260.49
Ed Famula	Cut	2	4	0	0	0	0	0	76	79	77.25	+27	0	0	0	0	\$0	\$0.00
Jim Farina	Cut	2	4	0	0	0	0	0	74	83	79.25	+37	0	0	0	0	\$0	\$0.00
Charles Farlow	Cut	1	3	1	0	0	0	0	73	78	75.33	+16	0	0	0	0	\$0	\$0.00
Billy Farrell	T-11th in 1967	7	26	6	0	0	0	3	69	78	73.00	+62	0	1	2	3	\$6,837	\$976.66

Player	Best Finish	Years	Rds	Cuts Made	Top 3	Top 5	Top 10	Top 25	Low Rd	High Rd	Avg.	To Par	Rds 65 or Better	Rds in 60s	Rds Under Par	Rds at Par	Money	\$ Per Event
Sean Farren	Cut	2	4	0	0	0	0	0	74	81	77.50	+26	0	0	0	0	\$4,000	\$2,000.00
Greg Farrow	Cut	1	2	0	0	0	0	0	74	78	76.00	+8	0	0	0	0	\$1,000	\$1,000.00
Niclas Fasth	T-10th in 2003	8	26	5	0	0	1	1	66	79	72.73	+55	0	4	5	3	\$225,038	\$28,129.69
Brad Faxon	5th in 1995	22	68	12	0	1	1	6	63	82	72.51	+89	2	12	23	10	\$423,010	\$E19,227.76
George Fazio	T-25th in 1958	3	10	2	0	0	0	1	69	78	74.30	+43	0	1	1	0	\$625	\$208.33
David Feherty	T-7th in 1991	2	6	1	0	0	1	1	68	75	72.33	+4	0	1	3	0	\$39,200	\$19,600.00
Rick Fehr	T-18th in 1992	7	20	3	0	0	0	1	69	82	73.50	+46	0	1	4	2	\$34,760	\$4,965.71
Mike Felker	Cut	1	2	0	0	0	0	0	77	80	78.50	+17	0	0	0	0	\$350	\$350.00
John Felus	Cut	2	4	0	0	0	0	0	72	81	76.00	+20	0	0	0	1	\$0	\$0.00
Al Feminelli	T-53rd in 1959	2	6	1	0	0	0	0	70	78	74.33	+26	0	0	0	1	\$200	\$100.00
Keith Fergus	T-4th in 1981	8	28	6	0	1	1	3	68	77	72.36	+48	0	3	5	5	\$30,270	\$3,783.74
Gonzalo Fdez-Castano	T-32nd in 2009	3	10	2	0	0	0	0	70	77	72.90	+9	0	0	3	1	\$79,771	\$26,590
Phil Ferranti	T-66th in 1977	2	6	1	0	0	0	0	73	81	77.00	+34	0	0	0	0	\$488	\$244.04
Jim Ferree	T-28th in 1964	8	23	5	0	0	0	0	70	81	74.43	+97	0	0	0	1	\$1,720	\$215.00
Gene Ferrell	Cut	4	8	0	0	0	0	0	73	81	77.75	+58	0	0	0	0	\$1,200	\$300.00
Kenneth Ferrie	Cut	1	2	0	0	0	0	0	70	78	74.00	+4	0	0	1	0	\$2,250	\$E2,250.00
Jim Ferriell	T-66th in 1977	3	8	1	0	0	0	0	71	84	78.88	+59	0	0	1	0	\$1,038	\$346.03
Jim Ferrier	2nd in 1960	14	43	8	1	1	2	2	66	84	74.58	+177	0	2	3	0	\$10,331	\$737.93
Mike Fetchick	T-23rd in 1964	6	18	3	0	0	0	1	66	81	75.17	+83	0	1	1	0	\$1,500	\$250.00
Forrest Fezler	T-32nd in 1974	5	16	3	0	0	0	0	68	79	74.63	+70	0	1	1	0	\$2,447	\$489.38
Gene Fieger	Cut	4	8	0	0	0	0	0	73	81	76.38	+43	0	0	0	0	\$4,700	\$1,175.00
Dow Finsterwald	Win in 1958	23	74	14	2	3	3	6	66	84	74.31	+279	0	5	5	5	\$22,336	\$971.11
Ed Fiori	T-9th in 1989	10	34	7	0	0	1	1	67	79	73.44	+85	0	5	7	2	\$44,065	\$4,406.46
Harold Firstman	Cut	1	2	0	0	0	0	0	82	85	83.50	+27	0	0	0	0	\$0	\$0.00
Jerry Fisher	Cut	1	2	0	0	0	0	0	76	80	78.00	+14	0	0	0	0	\$0	\$0.00
Ross Fisher	T-19th in 2009	4	12	2	0	0	0	1	68	78	73.33	+28	0	3	3	0	\$108,260	\$27,065.00
Woody Fitzhugh	Cut	2	4	0	0	0	0	0	74	80	76.50	+24	0	0	0	0	\$1,500	\$750.00
Pat Fitzsimons	T-43rd in 1976	5	12	1	0	0	0	0	71	81	75.50	+56	0	0	0	0	\$2,975	\$595.00
Jack Fleck	T-7th in 1962	7	21	5	0	0	1	3	69	78	73.19	+62	0	1	1	4	\$4,969	\$709.91
Marty Fleckman	T-4th in 1968	2	6	1	0	1	1	1	66	78	72.67	+14	0	1	1	0	\$7,500	\$3,750.00
Bruce Fleisher	T-14th in 1993	7	24	5	0	0	0	1	67	78	72.79	+47	0	5	6	0	\$39,585	\$5,655.00
Pete Fleming	Cut	1	3	1	0	0	0	0	71	81	75.00	+15	0	0	0	0	\$0	\$0.00
Tim Fleming	Cut	5	10	0	0	0	0	0	72	84	76.90	+61	0	0	0	0	\$10,000	\$2,000.00
Steve Flesch	6th in 2008	12	44	10	0	0	2	7	66	79	71.48	+21	0	11	14	12	\$803,070	\$66,923
Kyle Flinton	Cut	2	4	0	0	0	0	0	76	79	78.00	+28	0	0	0	0	\$5,000	\$2,500
Terry Florence	Cut	4	8	0	0	0	0	0	74	87	78.63	+61	0	0	0	0	\$3,050	\$762.50
Ray Floyd	Win in 1969 & '82	31	116	27	3	4	8	17	63	80	72.07	+142	2	24	30	14	\$261,523	\$8,436.22
Bill Flynn	Cut	1	2	0	0	0	0	0	77	79	78.00	+14	0	0	0	0	\$0	\$0.00
Ken Folkers	Cut	2	4	0	0	0	0	0	76	79	77.25	+25	0	0	0	0	\$250	\$125.00
Tom Fonseca Jr	Cut	1	2	0	0	0	0	0	75	80	77.50	+15	0	0	0	0	\$0	\$0.00
Bob Ford	T-68th in 1993	10	24	2	0	0	0	0	70	80	75.38	+101	0	0	1	3	\$15,138	\$1,513.75
Bob Ford	Cut in 1966, '67 & '70	3	6	0	0	0	0	0	75	83	78.83	+49	0	0	0	0	\$0	\$0.00
Doug Ford	5th in 1961 & '62	24	63	8	0	2	3	6	66	82	74.40	+249	0	5	7	5	\$14,071	\$586.28
Anders Forsbrand	T-9th in 1992	3	8	1	0	0	1	1	70	74	71.88	+9	0	0	2	2	\$42,400	\$14,133.33
Dan Forsman	T-7th in 1992	10	28	4	0	0	1	1	67	80	73.68	+63	0	3	8	0	\$74,176	\$7,417.59
Alastair Forsyth	T-9th in 2008	3	10	2	0	0	1	1	70	82	74.10	+33	0	0	0	2	\$191,825	\$63,942
Ernest Fortner	Cut	3	6	0	0	0	0	0	77	85	81.33	+62	0	0	0	0	\$0	\$0.00
John Fought	5th in 1983	4	14	3	0	1	1	1	67	78	72.64	+29	0	3	3	2	\$28,082	\$7,020.62
Rickie Fowler	T-51st in 2011	2	8	2	0	0	0	0	68	77	72.13	+9	0	2	4	0	\$32,725	\$16,362.50
Ronald Fox	Cut	1	2	0	0	0	0	0	81	84	82.50	+25	0	0	0	0	\$0	\$0.00
Jeff Foxx	Cut	1	2	0	0	0	0	0	75	78	76.50	+11	0	0	0	0	\$1,000	\$1,000.00
Bob Frainey	Cut	1	2	0	0	0	0	0	76	79	77.50	+15	0	0	0	0	\$0	\$0.00
Ed Francese	Cut	1	2	0	0	0	0	0	80	85	82.50	+21	0	0	0	0	\$250	\$250.00
Carlos Franco	T-18th in 2003	8	32	8	0	0	0	1	67	76	71.91	+37	0	5	9	6	\$199,530	\$24,941.29
Will Frantz	Cut	3	6	0	0	0	0	0	71	81	76.00	+34	0	0	0	1	\$3,900	\$1,300.00
Howell Fraser	T-59th in 1969	7	18	2	0	0	0	0	71	83	75.22	+88	0	0	0	1	\$2,266	\$323.68
Harrison Frazar	T-20th in 2006	7	18	2	0	0	0	1	69	78	72.56	+26	0	4	4	2	\$110,750	\$15,821.43
Greg Frederick	Cut	1	2	0	0	0	0	0	82	83	82.50	+21	0	0	0	0	\$1,000	\$1,000.00
Jeff Freeman	Cut	2	4	0	0	0	0	0	73	80	76.50	+18	0	0	0	0	\$3,750	\$1,875.00
Ray Freeman	69th in 1987	5	12	1	0	0	0	0	71	85	76.67	+60	0	0	1	0	\$5,600	\$1,120.00
Robin Freeman	T-49th in 1995	1	4	1	0	0	0	0	69	72	70.50	-2	0	1	2	1	\$4,620	\$4,620.00
Frank Freer	Cut	1	2	0	0	0	0	0	83	83	83.00	+26	0	0	0	0	\$0	\$0.00
Steve Friebert	T-74th in 1972	1	4	1	0	0	0	0	74	79	76.75	+27	0	0	0	0	\$333	\$333.00
Phil Friel	Cut	1	3	1	0	0	0	0	74	80	77.67	+23	0	0	0	0	\$0	\$0.00
Bob Friend	Cut in 1999	1	2	0	0	0	0	0	71	78	74.50	+5	0	0	1	0	\$1,750	\$1,750.00
John Frillman	Cut	7	14	0	0	0	0	0	69	87	79.71	+130	0	1	1	0	\$250	\$35.71
David Frost	T-10th in 1987	15	50	10	0	0	1	4	68	79	72.74	+75	0	7	15	5	\$104,168	\$6,944.55
Robert Fry	Cut	7	15	1	0	0	0	0	74	82	76.60	+95	0	0	0	0	\$0	\$0.00
Larry Fryer	Cut	1	2	0	0	0	0	0	74	80	77.00	+14	0	0	0	0	\$0	\$0.00
Edward Fryatt	Cut	1	2	0	0	0	0	0	69	79	74.00	+4	0	1	1	0	\$2,000	\$2,000.00
Hiroyuki Fujita	T-56th in 2009	4	12	2	0	0	0	0	70	78	74.33	+40	0	0	1	1	\$34,675	\$8,668.75
Pierre Fulke	T-10th in 2002	3	8	1	0	0	1	1	68	81	74.88	+31	0	1	2	1	\$114,714	\$38,238.10

Player	Best Finish	Years	Rds	Cuts Made	Top 3	Top 5	Top 10	Top 25	Low Rd	High Rd	Avg.	To Par	Rds 65 or Better	Rds in 60s	Rds Under Par	Rds at Par	Money	\$ Per Event
Dale Fuller	Cut	1	2	0	0	0	0	0	82	87	84.50	+25	0	0	0	0	\$1,000	\$1,000.00
Mark Fuller	Cut	1	2	0	0	0	0	0	79	84	81.50	+23	0	0	0	0	\$1,300	\$1,300.00
Fred Funk	T-4th in 2002	18	66	15	0	1	3	5	66	82	72.08	+67	0	18	25	6	\$699,449	\$38,858.27
Rod Funseth	T-8th in 1965	10	38	9	0	0	1	2	69	78	73.08	+97	0	4	6	5	\$12,728	\$1,272.81
Ed Furgol	T-13th in 1964	6	21	5	0	0	0	1	69	81	73.90	+76	0	1	1	0	\$2,924	\$487.26
Marty Furgol	T-45th in 1961	3	10	2	0	0	0	0	71	79	74.30	+39	0	0	0	0	\$550	\$183.33
Jim Furyk	T-6th in 1997	17	62	14	0	0	4	8	64	78	71.56	+33	2	15	25	3	\$856,111	\$50,359.45
Shelby Futch	Cut	1	2	0	0	0	0	0	78	82	80.00	+20	0	0	0	0	\$0	\$0.00
Brian Gaffney	Cut	2	4	0	0	0	0	0	77	80	78.75	+27	0	0	0	0	\$4,500	\$2,250
Tommy Gainey	Cut	1	2	0	0	0	0	0	74	81	77.50	+15	0	0	0	0	\$2,500	\$2,500.00
Bob Gajda	T-25th in 1958	5	19	5	0	0	0	1	70	81	74.26	+77	0	0	0	1	\$1,150	\$230.00
John Galeski	Cut	1	3	1	0	0	0	0	72	78	75.00	+15	0	0	0	0	\$0	\$0.00
Jim Gallagher, Jr.	T-2nd in 1992	8	26	5	2	2	2	3	64	82	71.92	+12	1	6	8	5	\$231,867	\$28,983.33
Stephen Gallacher	T-18th in 2010	3	8	1	0	0	0	1	69	79	73.50	+20	0	1	2	2	\$89,233	\$29,744.45
Mal Galletta	73rd in 1976	2	8	2	0	0	0	0	72	84	76.63	+49	0	0	0	0	\$2,500	\$405.00
Bob Galloway	T-63rd in 1974	7	15	1	0	0	0	0	71	82	77.07	+98	0	0	0	1	\$1,224	\$174.91
Robert Gamez	T-14th in 2003	9	26	4	0	0	0	1	67	82	74.23	+78	0	2	4	3	\$123,465	\$13,718.40
Gary Gant	Cut	2	4	0	0	0	0	0	79	83	81.25	+41	0	0	0	0	\$1,650	\$825.00
Ivan Gantz	WD	1	1	0	0	0	0	0	82	82	82.00	+12	0	0	0	0	\$0	\$0.00
James Gantz	T-59th in 1958	1	4	1	0	0	0	0	75	79	76.50	+26	0	0	0	0	\$100	\$100.00
Sergio Garcia	2nd in 1999 & 2008	13	40	7	3	3	4	6	66	78	71.20	+4	0	15	19	3	\$1,729,000	\$133,000.00
Buddy Gardner	T-6th in 1985	8	26	5	0	0	1	2	67	80	73.35	+55	0	1	6	2	\$41,645	\$5,205.62
Mark Gardner	Cut	1	2	0	0	0	0	0	80	81	80.50	+17	0	0	0	0	\$1,000	\$1,000.00
Bill Garrett	T-55th in 1971	2	6	1	0	0	0	0	72	75	74.17	+17	0	0	0	1	\$258	\$129.00
Wright Garrett	Cut	1	2	0	0	0	0	0	76	79	77.50	+11	0	0	0	0	\$0	\$0.00
Ignacio Garrido	T-41st in 1997	3	8	1	0	0	0	0	70	76	73.25	+26	0	0	0	1	\$11,875	\$3,958.33
Robert Garrigus	T-62nd in 2011	1	4	1	0	0	0	0	70	76	72.50	+10	0	0	0	2	\$15,750	\$15,750.00
Buzz Garvin	Cut	1	2	0	0	0	0	0	79	82	80.50	+19	0	0	0	0	\$0	\$0.00
Jimmie Gauntt	Cut	1	2	0	0	0	0	0	78	83	80.50	+17	0	0	0	0	\$0	\$0.00
Robert Gaus	Cut	4	8	0	0	0	0	0	72	87	78.13	+57	0	0	0	0	\$8,500	\$2,125
Brian Gay	T-20th in 2008	7	24	5	0	0	0	2	68	81	73.17	+56	0	2	4	3	\$167,699	\$23,956.94
Al Geiberger	Win in 1966	23	78	16	1	3	6	10	66	81	72.72	+160	0	11	16	11	\$71,630	\$3,114.35
Brent Geiberger	T-71st in 1998	4	10	1	0	0	0	0	70	79	74.90	+41	0	0	0	2	\$11,200	\$2,800.00
John Gentile	Cut	2	4	0	0	0	0	0	74	79	76.00	+22	0	0	0	0	\$1,350	\$675.00
Mathew Goggin	Cut	1	2	0	0	0	0	0	75	81	78.00	+16	0	0	0	0	\$2,500	\$2,500.00
Ernie George	Cut	3	6	0	0	0	0	0	75	81	78.67	+42	0	0	0	0	\$0	\$0.00
Gene George	Cut	1	2	0	0	0	0	0	76	76	76.00	+10	0	0	0	0	\$1,200	\$1,200.00
Henry Geraldi	Cut	1	2	0	0	0	0	0	79	81	80.00	+20	0	0	0	0	\$0	\$0.00
Alex Gerlak	Cut	1	2	0	0	0	0	0	81	86	83.50	+27	0	0	0	0	\$0	\$0.00
Chris Gers	Cut	2	4	0	0	0	0	0	72	79	76.00	+18	0	0	0	1	\$0	\$0.00
Vic Ghezzi	T-49th in 1965	10	23	3	0	0	0	0	69	84	75.83	+127	0	1	1	0	\$789	\$78.91
Robert Gibbons	Cut	1	2	0	0	0	0	0	77	78	77.50	+11	0	0	0	0	\$1,000	\$1,000.00
Andy Gibson	Cut	1	2	0	0	0	0	0	78	81	79.50	+19	0	0	0	0	\$0	\$0.00
Kelly Gibson	Cut	1	2	0	0	0	0	0	74	76	75.00	+10	0	0	0	0	\$1,300	\$1,300.00
Bill Giese	Cut	1	2	0	0	0	0	0	74	82	78.00	+16	0	0	0	0	\$0	\$0.00
Gibby Gilbert	T-5th in 1979	15	52	11	0	1	2	4	66	80	73.06	+133	0	7	10	3	\$36,320	\$2,421.32
Larry Gilbert	73rd in 1983	13	30	2	0	0	0	0	69	84	76.37	+165	0	1	1	2	\$9,733	\$748.69
Bob Gilder	T-4th in 1981	16	62	15	0	2	4	7	66	84	72.42	+88	0	13	17	8	\$147,632	\$9,227.02
David Gilford	T-44th in 1994	2	6	1	0	0	0	0	69	75	72.67	+14	0	1	1	0	\$6,400	\$3,200.00
Mike Gill	Cut	1	2	0	0	0	0	0	77	81	79.00	+14	0	0	0	0	\$2,000	\$2,000.00
Hunt Gilliland	Cut	1	2	0	0	0	0	0	82	83	82.50	+21	0	0	0	0	\$1,000	\$1,000.00
Tom Gillis	Cut	1	2	0	0	0	0	0	72	76	74.00	+8	0	0	0	0	\$2,500	\$2,500.00
Robbie Gilmore	Cut	2	4	0	0	0	0	0	77	81	79.00	+34	0	0	0	0	\$1,650	\$825.00
Mike Gilmore	Cut	2	4	0	0	0	0	0	74	78	76.00	+10	0	0	0	0	\$3,750	\$1,875.00
Roger Ginsberg	Cut	2	4	0	0	0	0	0	75	79	77.00	+24	0	0	0	0	\$1,350	\$675.00
Bill Glasson	T-13th in 1998	8	22	4	0	0	0	2	68	83	73.18	+51	0	4	5	2	\$80,331	\$10,041.33
David Glenz	T-73rd in 1985	6	16	2	0	0	0	0	72	84	76.88	+94	0	0	0	0	\$6,450	\$1,075.00
Lucas Glover	5th in 2009	6	18	3	0	1	1	1	66	80	73.11	+36	0	1	4	3	\$341,261	\$56,876.79
Randy Glover	Cut	5	9	0	0	0	0	0	73	79	76.56	+59	0	0	0	0	\$750	\$150.00
Russell Glover	Cut	1	2	0	0	0	0	0	73	81	77.00	+12	0	0	0	0	\$303	\$303.00
Bob Goalby	2nd in 1962	15	54	12	1	2	4	7	67	80	73.00	+132	0	6	12	3	\$23,422	\$1,561.48
John Godwin	Cut	2	4	0	0	0	0	0	73	79	75.75	+19	0	0	0	0	\$2,200	\$1,100.00
Bob Goetz	Cut	1	2	0	0	0	0	0	75	78	76.50	+9	0	0	0	0	\$0	\$0.00
Dick Goetz	Cut	4	8	0	0	0	0	0	73	87	79.25	+70	0	0	0	0	\$1,750	\$437.50
Rudy Goff	Cut	4	8	0	0	0	0	0	76	84	79.13	+67	0	0	0	0	\$0	\$0.00
Matt Gogel	T-17th in 2004	2	8	2	0	0	0	1	69	83	73.38	11	0	1	3	1	\$87,607	\$43,803.57
Mathew Goggin	Cut	2	4	0	0	0	0	0	69	81	76.25	+21	0	1	1	0	\$5,000	\$2,500
Ted Goin	Cut	2	4	0	0	0	0	0	80	87	83.00	+44	0	0	0	0	\$2,000	\$1,000.00
Retief Goosen	T-6th in 2005	14	45	9	0	0	1	4	66	79	72.36	+66	0	9	12	6	\$452,843	\$32,345.95
Ricardo Gonzalez	T-10th in 2002	3	8	1	0	0	1	1	71	83	74.63	25	0	0	2	0	\$114,714	\$38,238.09
Ray Goodell	Cut	3	7	1	0	0	0	0	74	82	77.71	+54	0	0	0	0	\$0	\$0.00
Retief Goosen	T-6th in 2005	13	44	9	0	0	1	4	66	79	72.30	+61	0	9	12	6	\$452,843	\$34,834

Player	Best Finish	Years	Rds	Cuts Made	Top 3	Top 5	Top 10	Top 25	Low Rd	High Rd	Avg.	To Par	Rds 65 or Better	Rds in 60s	Rds Under Par	Rds at Par	Money	\$ Per Event
J.C. Goosie	T-27th in 1963	4	12	2	0	0	0	0	68	77	73.92	+43	0	1	1	0	\$877	\$219.33
Jason Gore	T-62nd in 2006	1	4	1	0	0	0	0	70	77	73.75	+7	0	0	1	0	\$13,425	\$13,425.00
David Gosiewski	Cut	1	2	0	0	0	0	0	77	88	82.50	+21	0	0	0	0	\$1,000	\$1,000.00
David Gossett	Cut	2	4	0	0	0	0	0	71	78	73.25	+9	0	0	0	1	\$4,000	\$2,000.00
Mike Gove	Cut	2	4	0	0	0	0	0	72	86	77.25	+25	0	0	0	0	\$2,200	\$1,100.00
Paul Goydos	T-29th in 1997	8	28	6	0	0	0	0	69	80	73.04	+57	0	1	5	4	\$109,488	\$13,686
Ray Graboski	Cut	1	2	0	0	0	0	0	77	87	82.00	+22	0	0	0	0	\$0	\$0.00
Wayne Grady	Winner in 1990	14	42	7	1	1	1	2	67	82	73.24	+84	0	5	13	8	\$269,841	\$19,274.35
Steve Gragg	Cut	1	2	0	0	0	0	0	79	82	80.50	+21	0	0	0	0	\$0	\$0.00
Bonny Graham	Cut	1	2	0	0	0	0	0	79	84	81.50	+23	0	0	0	0	\$0	\$0.00
David Graham	Win in 1979	22	70	13	1	2	4	6	65	81	72.96	+147	1	12	18	9	\$135,405	\$6,154.77
Lou Graham	T-6th in 1977	15	50	10	0	0	3	5	68	80	72.74	+113	0	4	9	7	\$28,236	\$1,882.42
Bob Grant	Cut	2	5	1	0	0	0	0	75	82	78.80	+44	0	0	0	0	\$0	\$0.00
Wally Grant	Cut	1	2	0	0	0	0	0	78	80	79.00	+18	0	0	0	0	\$0	\$0.00
Quinton Gray	Cut	1	2	0	0	0	0	0	75	82	78.50	+17	0	0	0	0	\$250	\$250.00
Thomas Gray	Cut	2	4	0	0	0	0	0	75	79	77.50	+28	0	0	0	0	\$2,200	\$1,100.00
Hubert Green	Win in 1985	24	77	14	2	2	2	5	66	83	73.05	+164	0	10	15	9	\$179,662	\$7,485.93
Ken Green	T-16th in 1991	7	16	2	0	0	0	1	68	82	73.81	+38	0	1	2	2	\$27,300	\$3,900.00
Nathan Green	T-23rd in 2007	3	12	3	0	0	0	1	67	76	72.83	+18	0	2	4	1	\$81,083	\$27,028
Richard Green	T-37th in 2006	6	20	4	0	0	0	0	68	79	73.50	+54	0	2	2	3	\$90,000	\$15,000.00
Bert Greene	3rd in 1969	4	16	4	1	1	1	1	68	82	73.50	+44	0	3	3	2	\$13,399	\$3,349.85
Joe Greer	T-51st in 1960	2	6	1	0	0	0	0	72	79	75.17	+31	0	0	0	0	\$200	\$100.00
Otto Greiner	Cut	2	5	1	0	0	0	0	72	79	76.20	+31	0	0	0	0	\$0	\$0.00
George Griffin	64th in 1958	1	4	1	0	0	0	0	74	83	77.75	+31	0	0	0	0	\$100	\$100.00
Quinn Griffing	Cut in 2004	1	2	0	0	0	0	0	71	76	73.50	3	0	0	1	0	\$2,000	\$2,000.00
Ed Griffiths	T-58th in 1966	3	11	3	0	0	0	0	71	81	75.27	+54	0	0	0	0	\$640	\$213.33
Bob Groff	Cut	5	10	0	0	0	0	0	72	84	78.90	+77	0	0	0	0	\$5,700	\$1,140.00
Gary Groh	Cut	3	6	0	0	0	0	0	71	79	75.83	+33	0	0	0	1	\$1,750	\$583.33
Fred Gronauer	Cut	3	6	0	0	0	0	0	74	78	77.17	+43	0	0	0	0	\$0	\$0.00
Mathias Gronberg	Cut	3	6	0	0	0	0	0	74	78	75.17	+27	0	0	0	0	\$6,000.00	\$2,000.00
Paul Gross	Cut	1	2	0	0	0	0	0	77	82	79.50	+19	0	0	0	0	\$0	\$0.00
Steve Groves	Cut	1	2	0	0	0	0	0	76	83	79.50	+17	0	0	0	0	\$1,200	\$1,200.00
Bob Gry	Cut	1	2	0	0	0	0	0	79	80	79.50	+17	0	0	0	0	\$0	\$0.00
Bill Grygiel	Cut	4	8	0	0	0	0	0	78	90	82.38	+97	0	0	0	0	\$0	\$0.00
Rusty Guernsey	65th in 1977	1	4	1	0	0	0	0	72	80	76.75	+19	0	0	0	1	\$488	\$488.09
Jim Guinnup	Cut	2	5	1	0	0	0	0	73	80	77.20	+36	0	0	0	0	\$0	\$0.00
Scott Gump	T-23rd in 1998	3	10	2	0	0	0	1	68	82	73.80	+30	0	2	2	1	\$30,000	\$10,000.00
Mark Gurnow	Cut	2	4	0	0	0	0	0	74	78	76.25	+21	0	0	0	0	\$2,000	\$1,000.00
Jon Gustin	T-9th in 1964	6	19	4	0	0	1	1	66	80	74.47	+81	0	3	3	0	\$2,862	\$477.08
John Guyton	Cut	1	2	0	0	0	0	0	80	81	80.50	+21	0	0	0	0	\$2,000	\$2,000.00
Ira Gwin	T-75th in 1963	1	4	1	0	0	0	0	73	81	76.25	+21	0	0	0	0	\$158	\$158.34
Ted Gwin	Cut	1	2	0	0	0	0	0	77	79	78.00	+14	0	0	0	0	\$0	\$0.00
Bernie Haas	80 in 1963	3	8	1	0	0	0	0	70	80	76.75	+50	0	0	1	0	\$150	\$50.00
Bill Haas	T-12th in 2011	2	6	1	0	0	0	1	68	74	71.00	+2	0	3	3	0	\$135,286	\$67,642.85
Jay Haas	T-3rd in 1999	28	102	23	1	3	6	9	64	83	72.15	+119	1	28	37	8	\$660,289	\$23,581.73
Jerry Haas	Cut	1	2	0	0	0	0	0	74	79	76.50	+9	0	0	0	0	\$2,250	\$2,250.00
Freddie Haas Jr	T-23rd in 1962	9	29	6	0	0	0	1	69	80	73.86	+98	0	2	5	3	\$2,871	\$318.97
Dave Haberle	Cut	1	2	0	0	0	0	0	73	76	74.50	+9	0	0	0	0	\$550	\$550.00
Hubby Habjan	T-53rd in 1963	2	8	2	0	0	0	0	71	83	75.38	+35	0	0	0	2	\$619	\$309.37
Joakim Haeggman	Cut	2	4	0	0	0	0	0	72	78	75.00	16	0	0	0	0	\$3,200	\$1,600.00
Kermit Hager	Cut	1	2	0	0	0	0	0	72	81	76.50	+13	0	0	0	0	\$0	\$0.00
Bob Haggerty	Cut	1	2	0	0	0	0	0	77	85	81.00	+22	0	0	0	0	\$0	\$0.00
Wayne Haley	Cut	1	2	0	0	0	0	0	75	78	76.50	+13	0	0	0	0	\$0	\$0.00
Bill Hall	70th in 1978	1	4	1	0	0	0	0	72	78	75.75	+19	0	0	0	0	\$500	\$500.00
Gary Hallberg	T-6th in 1984	11	32	5	0	0	1	2	68	86	73.16	+67	0	4	6	7	\$54,187	\$4,926.06
Dan Halldorson	T-16th in 1982	5	12	1	0	0	0	1	69	78	73.58	+37	0	1	1	0	\$8,125	\$1,625.00
Jim Hallet	T-21st in 1987	4	14	3	0	0	0	1	68	78	72.57	+12	0	2	3	2	\$18,336	\$4,584.03
Bob Hamilton	T-59th in 1968	2	5	1	0	0	0	0	71	80	75.80	+29	0	0	0	0	\$369	\$184.50
Eddie Hamilton	Cut	1	2	0	0	0	0	0	78	82	80.00	+20	0	0	0	0	\$0	\$0.00
Todd Hamilton	T-29th in 2003	6	20	4	0	0	0	0	68	77	73.05	+49	0	1	1	4	\$94,708	\$15,784.72
Gene Hamm	Cut	1	2	0	0	0	0	0	82	84	83.00	+26	0	0	0	0	\$0	\$0.00
Laurie Hammer	T-57th in 1968	6	16	2	0	0	0	0	70	80	75.25	+70	0	0	0	1	\$3,695	\$615.83
Donnie Hammond	T-11th in 1986	9	34	8	0	0	0	2	68	80	72.79	+51	0	6	12	2	\$39,164	\$4,351.52
Bob Hamrich	Cut	1	2	0	0	0	0	0	78	84	81.00	+20	0	0	0	0	\$0	\$0.00
Phil Hancock	T-16th in 1978	6	14	1	0	0	0	1	70	83	75.64	+65	0	0	2	0	\$7,667	\$1,277.77
Kirk Hanefeld	Cut	1	2	0	0	0	0	0	76	77	76.50	+9	0	0	0	0	\$1,000	\$1,000.00
Arnold Haneke	Cut	1	2	0	0	0	0	0	82	89	85.50	+31	0	0	0	0	\$0	\$0.00
Anders Hansen	3rd in 2011	8	22	3	1	1	1	3	66	79	72.41	+33	0	4	9	2	\$729,433	\$91,179.17
Soren Hansen	T-36th in 2009	5	14	2	0	0	0	0	69	79	74.64	+45	0	1	2	1	\$56,236	\$11,247
Peter Hanson	T-23rd in 2007	6	22	5	0	0	0	1	69	78	72.73	+48	0	1	4	0	\$113,718	\$18,952.98
Chick Harbert	T-11th in 1962	11	34	7	0	0	0	1	68	82	74.44	+138	0	3	3	0	\$3,015	\$274.05
Gary Hardin	Cut	1	2	0	0	0	0	0	73	77	75.00	+8	0	0	0	0	\$1,000	\$1,000.00

Player	Best Finish	Years	Rds	Cuts Made	Top 3	Top 5	Top 10	Top 25	Low Rd	High Rd	Avg.	To Par	Rds 65 or Better	Rds in 60s	Rds Under Par	Rds at Par	Money	\$ Per Event
Claude Harmon	T-38th in 1959	4	14	3	0	0	0	0	72	78	74.21	+59	0	0	0	0	\$660	\$165.00
Craig Harmon	Cut	1	2	0	0	0	0	0	80	89	84.50	+29	0	0	0	0	\$500	\$500.00
Frank Harned	T-55th in 1960	4	10	1	0	0	0	0	72	83	76.80	+64	0	0	0	0	\$200	\$50.00
Paul Harney	T-7th in 1962	9	36	9	0	0	1	6	69	78	72.53	+75	0	3	3	4	\$10,852	\$1,205.79
Chandler Harper	Cut	4	9	0	0	0	0	0	73	80	76.33	+51	0	0	0	0	\$0	\$0.00
Lee Harper	Cut	1	2	0	0	0	0	0	72	77	74.50	+9	0	0	0	0	\$650	\$650.00
Michael Harrigan	Cut	1	2	0	0	0	0	0	78	85	81.50	+21	0	0	0	0	\$1,000	\$1,000.00
Padraig Harrington	Win in 2008	13	42	8	1	1	2	3	66	78	72.57	+68	0	9	12	3	\$1,684,283	\$129,560.26
Arthur Harris	Cut	3	7	1	0	0	0	0	75	84	78.57	+60	0	0	0	0	\$0	\$0.00
Bob Harris	T-32nd in 1960	3	8	1	0	0	0	0	71	79	75.88	+47	0	0	0	0	\$247	\$82.38
Labron Harris Jr	T-63rd in 1971	6	16	2	0	0	0	0	72	80	75.38	+76	0	0	0	1	\$708	\$118.00
Bob Harrison	Cut	1	2	0	0	0	0	0	75	81	78.00	+16	0	0	0	0	\$0	\$0.00
Dutch Harrison	T-49th in 1963	1	4	1	0	0	0	0	73	75	73.75	+11	0	0	0	0	\$335	\$335.00
Buddy Harston	Cut	1	2	0	0	0	0	0	76	83	79.50	+15	0	0	0	0	\$2,000	\$2,000.00
Chuck Hart	Cut	3	6	0	0	0	0	0	78	85	79.83	+57	0	0	0	0	\$0	\$0.00
Dick Hart	T-17th in 1963	10	33	7	0	0	0	1	66	85	74.24	+120	0	2	2	2	\$4,109	\$410.91
Dudley Hart	T-6th in 1993	11	29	6	1	1	3	4	66	82	72.31	+51	0	6	6	4	\$269,678	\$24,516.14
Jim Hart	Cut	1	2	0	0	0	0	0	75	80	77.50	+15	0	0	0	0	\$0	\$0.00
Charles Harter	Cut	3	7	1	0	0	0	0	75	81	77.57	+51	0	0	0	0	\$0	\$0.00
Rick Hartmann	Cut	1	2	0	0	0	0	0	73	79	76.00	+8	0	0	0	0	\$2,000	\$2,000.00
Sam Harvey	Cut	1	2	0	0	0	0	0	77	80	78.50	+17	0	0	0	0	\$0	\$0.00
Mike Harwood	Cut	2	4	0	0	0	0	0	73	85	78.00	+26	0	0	0	0	\$2,200	\$1,100.00
Morris Hatafsky	T-14th in 1990	10	34	7	0	0	0	1	68	81	73.82	+92	0	4	5	3	\$32,225	\$3,222.46
Terry Hatch	Cut	1	2	0	0	0	0	0	81	84	82.50	+25	0	0	0	0	\$2,000	\$2,000.00
Paul Haviland	T-33rd in 1964	2	6	1	0	0	0	0	68	79	74.33	+26	0	1	1	0	\$662	\$331.25
Gregory Havret	Cut	1	2	0	0	0	0	0	74	75	74.50	+9	0	0	0	0	\$2,500	\$2,500.00
Fred Hawkins	T-10th in 1960	5	19	5	0	0	1	3	69	79	72.74	+52	0	3	3	1	\$3,795	\$759.00
Bob Hayes	Cut	1	2	0	0	0	0	0	74	81	77.50	+15	0	0	0	0	\$0	\$0.00
Furman Hayes	T-56th in 1964	3	10	2	0	0	0	0	71	80	75.10	+47	0	0	0	1	\$500	\$166.66
J.P. Hayes	T-19th in 2000	4	14	3	0	0	0	1	68	78	73.34	+23	0	4	4	0	\$75,850	\$18,962.50
Mark Hayes	T-15th in 1976	11	36	7	0	0	0	3	67	81	73.06	+92	0	5	5	2	\$17,396	\$1,581.40
Jimmy Haynes	WD	1	1	0	0	0	0	0	83	83	83.00	+13	0	0	0	0	\$0	\$0.00
Gary Head	Cut	2	4	0	0	0	0	0	74	81	78.25	+31	0	0	0	0	\$1,000	\$500.00
Don Headings	Cut	2	4	0	0	0	0	0	76	81	78.50	+34	0	0	0	0	\$0	\$0.00
Vance Heafner	T-11th in 1981	4	14	3	0	0	0	1	68	80	72.43	+28	0	2	2	3	\$10,662	\$2,665.53
Jerry Heard	T-7th in 1972	7	28	7	0	0	2	4	69	81	72.82	+63	0	2	4	6	\$16,402	\$2,343.18
Jay Hebert	Win in 1960	16	51	10	1	2	3	6	67	83	73.65	+162	0	5	5	5	\$20,847	\$1,302.95
Lionel Hebert	T-14th in 1967	21	58	8	0	0	0	3	69	80	74.47	+233	0	2	6	3	\$7,425	\$353.55
Scott Hebert	Cut	4	8	0	0	0	0	0	72	80	76.38	+43	0	0	0	1	\$10,000	\$2,500
Steve Heckel	Cut	1	2	0	0	0	0	0	76	79	77.50	+11	0	0	0	0	\$1,000	\$1,000.00
Peter Hedblom	Cut	1	2	0	0	0	0	0	76	80	78.00	+16	0	0	0	0	\$2,500	\$2,500.00
Mike Heinen	Cut	2	4	0	0	0	0	0	70	75	73.25	+11	0	0	1	0	\$2,400	\$1,200.00
Bill Heinlein	60th in 1961	2	7	2	0	0	0	0	69	81	76.29	+44	0	1	1	0	\$225	\$112.50
Bobby Heins	T-77 in 1983	3	8	1	0	0	0	0	73	78	75.63	+35	0	0	0	0	\$3,500	\$1,166.66
Russell Helwig	Cut	1	2	0	0	0	0	0	77	79	78.00	+16	0	0	0	0	\$650	\$650.00
John Hendricks	Cut	1	2	0	0	0	0	0	80	83	81.50	+19	0	0	0	0	\$1,000	\$1,000.00
Robert Hendricks	Cut	1	2	0	0	0	0	0	81	82	81.50	+23	0	0	0	0	\$0	\$0.00
Dick Hendrickson	T-35th in 1973	3	8	1	0	0	0	0	70	85	75.00	+36	0	0	0	1	\$1,704	\$568.14
Nolan Henke	T-6th in 1993	7	22	4	0	0	1	2	67	77	72.09	+16	0	4	8	1	\$73,812	\$10,544.64
Harold Henning	T-44th in 1969	2	8	2	0	0	0	0	70	76	73.13	+21	0	0	1	0	\$1,048	\$523.75
Brian Henninger	T-46th in 2000	4	14	3	0	0	0	0	65	78	72.71	+28	1	2	4	1	\$22,638	\$5,659.38
Bunky Henry	T-11th in 1969	1	4	1	0	0	0	1	68	76	70.75	-1	0	2	3	0	\$3,544	\$3,543.75
J.J. Henry	T-41st in 2006	6	18	3	0	0	0	0	68	80	73.89	+46	0	1	2	1	\$56,130	\$9,355.00
Mark Hensby	T-59th in 2005	2	8	2	0	0	0	0	69	77	73.00	+16	0	2	2	1	\$25,493	\$12,746.42
Geoff Hensley	Cut	2	4	0	0	0	0	0	76	82	78.75	+31	0	0	0	0	\$1,303	\$651.50
Denny Hepler	T-70th in 1991	4	10	1	0	0	0	0	71	79	75.50	+43	0	0	1	0	\$5,825	\$1,456.25
Tim Herron	T-13th in 1997	12	36	6	0	0	0	3	67	80	73.11	+80	0	6	7	3	\$291,700	\$24,308.33
Darrell Hickok	Cut	3	5	0	0	0	0	0	72	85	79.40	+41	0	0	0	1	\$0	\$0.00
John Hickson	Cut	1	2	0	0	0	0	0	76	84	80.00	+20	0	0	0	0	\$1,300	\$1,300.00
Satoshi Higashi	T-78 in 1996	1	4	1	0	0	0	0	72	80	74.25	+9	0	0	0	2	\$3,612	\$3,612.50
Doug Higgins	T-40th in 1963	1	4	1	0	0	0	0	70	75	73.25	+9	0	0	1	0	\$410	\$410.00
Jack Higgins	Cut	1	3	1	0	0	0	0	75	78	76.33	+19	0	0	0	0	\$0	\$0.00
Bob Hill	T-52nd in 1964	7	17	2	0	0	0	0	70	82	76.12	+96	0	0	0	1	\$319	\$45.53
Dave Hill	T-3rd in 1974	15	53	12	1	1	3	8	66	79	72.72	+106	0	11	14	0	\$36,938	\$2,462.53
Mike Hill	T-11th in 1974	9	32	7	0	0	0	5	68	80	72.84	+77	0	3	4	5	\$17,409	\$1,934.35
Ray Hill	Cut	2	4	0	0	0	0	0	79	84	81.00	+44	0	0	0	0	\$0	\$0.00
Jimmy Hines	Cut	1	2	0	0	0	0	0	74	79	76.50	+13	0	0	0	0	\$0	\$0.00
Lon Hinkle	T-3rd in 1980	10	40	10	1	1	2	2	68	89	73.40	+100	0	5	7	7	\$41,269	\$4,126.87
Larry Hinson	T-4th in 1970	7	28	7	0	1	1	3	68	77	72.04	+41	0	4	8	2	\$21,288	\$3,041.21
Tetsuji Hiratsuka	Cut	3	6	0	0	0	0	0	72	80	75.00	+22	0	0	0	0	\$7,000	\$2,333.33
Babe Hiskey	T-40th in 1971	4	14	3	0	0	0	0	69	78	73.86	+42	0	1	1	2	\$1,704	\$426.00
Doug Hixon	Cut	1	2	0	0	0	0	0	78	80	79.00	+16	0	0	0	0	\$1,200	\$1,200.00

Player	Best Finish	Years	Rds	Cuts Made	Top 3	Top 5	Top 10	Top 25	Low Rd	High Rd	Avg.	To Par	Rds 65 or Better	Rds in 60s	Rds Under Par	Rds at Par	Money	\$ Per Event
Harvey Hixon	Cut	1	2	0	0	0	0	0	77	78	77.50	+15	0	0	0	0	\$0	\$0.00
Gabriel Hjertstedt	16th in 1999	2	6	1	0	0	0	1	70	78	73.50	+13	0	0	1	2	\$50,100	\$25,050.00
S.K. Ho	T-55th in 2004	3	8	1	0	0	0	0	72	79	74.75	+26	0	0	0	1	\$17,450	\$5,816.67
Scott Hoch	T-3rd in 1987	24	81	18	2	2	6	9	67	81	72.49	108	0	15	24	10	\$491,736	\$20,489.00
Ben Hodson	Cut	1	2	0	0	0	0	0	76	84	80.00	+20	0	0	0	0	\$0	\$0.00
Jon Hoecker	Cut	1	2	0	0	0	0	0	79	81	80.00	+18	0	0	0	0	\$1,200	\$1,200.00
Charley Hoffman	Cut	3	6	0	0	0	0	0	73	76	74.83	+25	0	0	0	0	\$7,500	\$2,500.00
Ben Hogan	T-9th in 1964	3	11	3	0	0	1	2	68	78	72.36	+22	0	1	2	1	\$4,725	\$1,575.00
Bob Hold	T-68th in 1970	3	9	2	0	0	0	0	71	82	77.33	+66	0	0	0	0	\$400	\$133.33
Tony Holguin	T-39th in 1960	5	13	2	0	0	0	0	71	82	75.00	+61	0	0	0	2	\$565	\$113.00
Mike Holland	T-29th in 1982	1	4	1	0	0	0	0	70	73	71.25	+5	0	0	0	1	\$3,100	\$3,100.00
J.B. Holmes	T-24th in 2010	5	14	3	0	0	0	1	66	81	72.71	+20	0	3	6	2	\$135,400	\$27,080.00
Bud Holscher	T-39th in 1960	5	14	2	0	0	0	0	68	78	75.00	+68	0	1	1	0	\$425	\$85.00
Barry Holt	Cut	1	2	0	0	0	0	0	78	83	80.50	+17	0	0	0	0	\$1,000	\$1,000.00
Mickey Homa	60th in 1959	2	6	1	0	0	0	0	71	78	75.00	+28	0	0	0	0	\$200	\$100.00
Herb Hooper	T-18th in 1971	1	4	1	0	0	0	1	71	74	72.25	+1	0	0	2	0	\$2,700	\$2,700.00
Gary Hopkins	T-67th in 1974	2	6	1	0	0	0	0	72	80	75.83	+35	0	0	0	0	\$321	\$160.71
P.H. Horgan III	T-44th in 1998	1	4	1	0	0	0	0	71	74	72.00	+8	0	0	0	0	\$7,990	\$7,990.00
Squadday Horner	T-44th in 1959	2	6	1	0	0	0	0	71	81	74.83	+29	0	0	0	0	\$200	\$100.00
David Horsey	T-28th in 2010	2	6	1	0	0	0	0	69	77	72.50	+7	0	1	2	1	\$49,200	\$24,600.00
Jay Horton	Cut	1	2	0	0	0	0	0	76	78	77.00	+10	0	0	0	0	\$250	\$250.00
Roger Horton	Cut	1	2	0	0	0	0	0	80	82	81.00	+20	0	0	0	0	\$0	\$0.00
Charles Houts	Cut	1	2	0	0	0	0	0	77	79	78.00	+14	0	0	0	0	\$0	\$0.00
David Howell	T-45th in 2004	4	12	2	0	0	0	0	70	82	73.42	+25	0	0	3	3	\$36,025	\$9,006.25
Charles Howell III	T-10th in 2003	11	40	9	0	0	1	4	67	80	71.70	+36	0	9	12	7	\$500,240	\$45,476.33
Dick Howell	Cut	1	2	0	0	0	0	0	77	84	80.50	+21	0	0	0	0	\$0	\$0.00
Ray Howell	Cut	1	2	0	0	0	0	0	71	80	75.50	+7	0	0	1	0	\$0	\$0.00
Ron Howell	T-28th in 1966	1	4	1	0	0	0	0	71	76	73.50	+14	0	0	0	0	\$900	\$900.00
Gary Howlett	Cut	1	2	0	0	0	0	0	76	79	77.50	+15	0	0	0	0	\$0	\$0.00
Robert Hoyt	72nd in 1985	7	18	2	0	0	0	0	71	80	75.72	+83	0	0	0	1	\$8,400	\$1,200.00
Lu Hsi-Chuen	Cut	1	2	0	0	0	0	0	75	77	76.00	+12	0	0	0	0	\$550	\$550.00
Chuck Huckaby	Cut	1	2	0	0	0	0	0	77	78	77.50	+15	0	0	0	0	\$0	\$0.00
Bradley Hughes	Cut in 1999	1	2	0	0	0	0	0	74	80	77.00	+10	0	0	0	0	\$1,750	\$1,750.00
Mike Hulbert	T-7th in 1986	11	34	6	0	0	1	2	67	84	72.74	+45	0	4	9	6	\$64,592	\$5,872.03
Cary Hungate	T-69th in 1990	2	6	1	0	0	0	0	72	79	76.33	26	0	0	0	1	\$4,225	\$2,112.50
Mac Hunter	T-33rd in 1961	6	21	5	0	0	0	0	70	81	74.48	+82	0	0	2	1	\$1,568	\$261.25
Denis Husse	Cut	1	2	0	0	0	0	0	81	83	82.00	+22	0	0	0	0	\$1,000	\$1,000.00
John Huston	T-7th in 1991	15	44	8	0	0	1	3	67	80	73.07	78	0	6	9	11	\$157,882	\$10,525.48
Ralph Hutchison	Cut	1	2	0	0	0	0	0	77	78	77.50	+15	0	0	0	0	\$0	\$0.00
David Hutsell	Cut	2	4	0	0	0	0	0	75	80	77.75	+27	0	0	0	0	\$5,000	\$2,500.00
Yuta Ikeda	T-45th in 2011	2	6	1	0	0	0	0	68	75	71.83	+7	0	1	2	0	\$24,000	\$12,000.00
Ryuji Imada	Cut	4	8	0	0	0	0	0	71	80	76.13	+45	0	0	0	0	\$10,000	\$2,500.00
Trevor Immelman	T-6th in 2007	8	28	6	0	0	1	3	66	77	71.86	+32	0	6	8	5	\$521,707	\$65,213.32
Stu Ingraham	T-31st in 1993	6	16	2	0	0	0	0	69	81	74.06	+37	0	2	3	2	\$16,170	\$2,695
John Inman	T-58th in 1988	2	8	2	0	0	0	0	69	76	72.75	+18	0	1	1	1	\$4,590	\$2,295.00
Walker Inman	T-43rd in 1966	6	14	1	0	0	0	0	71	82	77.36	+97	0	0	0	0	\$846	\$140.91
Joe Inman Jr	11th in 1977 & '78	9	30	6	0	0	0	5	67	80	72.63	+59	0	5	5	1	\$23,507	\$2,611.91
Hale Irwin	T-5th in 1975	26	100	24	0	1	3	10	65	78	72.11	123	1	19	28	11	\$177,662	\$6,833.14
Jack Isaacs	T-49th in 1958	3	8	1	0	0	0	0	74	79	75.88	+45	0	0	0	0	\$100	\$33.33
David Ishii	T-38th in 1988	2	6	1	0	0	0	0	69	82	74.83	+21	0	1	1	1	\$4,211	\$2,105.55
Ryo Ishikawa	T-56th in 2009	3	8	1	0	0	0	0	72	85	75.38	+31	0	0	0	1	\$20,525	\$6,841.67
Bill Israelson	Cut	1	2	0	0	0	0	0	72	76	74.00	+4	0	0	0	1	\$1,300	\$1,300.00
Don Iverson	T-6th in 1973	2	8	2	0	0	1	1	67	81	73.50	+24	0	1	2	0	\$7,762	\$3,880.83
Toshi Izawa	T-18th in 2003	4	14	3	0	0	0	1	69	78	72.79	+19	0	1	2	2	\$106,993	\$26,748.22
Tony Jacklin	T-25th in 1969	4	14	3	0	0	0	1	70	79	73.36	+39	0	0	2	2	\$2,161	\$540.35
Jeff Jackson	Cut	1	2	0	0	0	0	0	73	79	76.00	+8	0	0	0	0	\$1,000	\$1,000.00
John Jackson	72nd in 1987	7	18	2	0	0	0	0	68	84	75.94	+91	0	1	1	1	\$6,500	\$928.57
John Jacobs	WD	1	1	0	0	0	0	0	87	87	87.00	+17	0	0	0	0	\$0.00	\$0.00
Tommy Jacobs	T-8th in 1963	12	36	7	0	0	1	3	68	81	74.33	+140	0	1	3	2	\$4,755	\$396.25
Peter Jacobsen	3rd in 1983 & '86	18	68	16	2	2	4	8	65	84	71.74	+54	1	11	21	12	\$202,928	\$11,273.74
Earl Jacobson	T-41st in 1968	1	4	1	0	0	0	0	72	74	73.25	+13	0	0	0	0	\$586	\$586.25
Fredrik Jacobson	T-17th in 2004	6	18	3	0	0	0	2	69	76	72.44	+32	0	1	4	2	\$172,774	\$28,795.63
Barry Jaeckel	T-42nd in 1982 & '83	7	22	4	0	0	0	0	67	81	73.73	+70	0	3	3	0	\$7,128	\$1,018.33
Raphael Jacquelin	Cut	4	8	0	0	0	0	0	68	78	73.88	+23	0	1	1	1	\$9,500	\$2,375.00
Thongchai Jaidee	T-36th in 2009	5	12	1	0	0	0	0	70	80	75.08	+45	0	0	2	0	\$40,736	\$8,147
Faber Jamerson	Cut	1	2	0	0	0	0	0	77	78	77.50	+15	0	0	0	0	\$2,500	\$2,500.00
Mark James	31st in 1999	6	16	2	0	0	0	0	67	79	73.44	+33	0	1	2	1	\$29,862	\$4,977.08
Jim Jamieson	T-2nd in 1972	4	13	3	1	1	2	3	69	81	72.00	+14	0	1	2	7	\$29,952	\$7,488.12
Carl Jans	Cut	1	2	0	0	0	0	0	84	87	85.50	+31	0	0	0	0	\$0	\$0.00
Lynn Janson	T-35th in 1979	7	16	1	0	0	0	0	71	80	74.94	+69	0	0	0	1	\$6,650	\$950.00
Don January	Win in 1967	21	75	17	3	4	7	12	66	82	72.09	+125	0	13	18	10	\$93,130	\$4,434.75
Lee Janzen	4th in 1997	13	44	9	0	1	2	6	65	77	71.64	+32	1	8	17	4	\$333,293	\$25,637.91

Player	Best Finish	Years	Rds	Cuts Made	Top 3	Top 5	Top 10	Top 25	Low Rd	High Rd	Avg.	To Par	Rds 65 or Better	Rds in 60s	Rds Under Par	Rds at Par	Money	\$ Per Event
Cass Jawor	Cut	1	2	0	0	0	0	0	78	79	78.50	+17	0	0	0	0	\$0	\$0.00
Tom Jenkins	T-17th in 1974	6	22	5	0	0	0	1	69	80	73.64	+68	0	1	1	1	\$6,863	\$1,143.84
Marty Jertson	Cut	1	2	0	0	0	0	0	75	84	79.50	+19	0	0	0	0	\$2,500	\$2,500.00
Rick Jetter	Cut	3	6	0	0	0	0	0	78	87	82.00	+68	0	0	0	0	\$0	\$0.00
Vince Jewell	Cut	1	2	0	0	0	0	0	78	85	81.50	+23	0	0	0	0	\$2,500	\$2,500.00
David Jimenez	Cut	4	8	0	0	0	0	0	74	85	77.50	+58	0	0	0	0	\$1,150	\$287.50
Joe Jimenez	T-65th in 1970	6	14	1	0	0	0	0	73	81	77.36	+99	0	0	0	0	\$1,203	\$200.50
Miguel Angel Jimenez	T-10th in 1999	13	44	9	0	0	1	3	65	78	72.36	+48	1	6	19	0	\$263,477	\$20,267
Brandt Jobe	T-16th in 1999	4	12	2	0	0	0	1	68	78	72.17	+14	0	4	5	1	\$73,850	\$18,462.50
Per-Ulrik Johansson	T-8th in 1996	5	18	4	0	0	1	2	66	78	71.56	+12	0	6	6	2	\$92,980	\$18,596.00
Chip Johnson	Cut	1	2	0	0	0	0	0	72	74	73.00	+6	0	0	0	0	\$2,000	\$2,000.00
Clayton Johnson	Cut	3	7	1	0	0	0	0	73	81	77.29	+47	0	0	0	0	\$0	\$0.00
Drue Johnson	Cut	3	6	0	0	0	0	0	74	84	77.83	+39	0	0	0	0	\$3,200	\$1,066.66
Dustin Johnson	T-5th in 2010	3	10	2	0	1	2	2	67	75	71.40	-2	0	2	4	1	\$423,967	\$141,322.22
Eugene Johnson	Cut	1	2	0	0	0	0	0	80	82	81.00	+20	0	0	0	0	\$0	\$0.00
George Johnson	T-54th in 1975	2	6	1	0	0	0	0	73	78	75.00	+30	0	0	0	0	\$429	\$214.28
Gordon Johnson	Cut	1	2	0	0	0	0	0	75	79	77.00	+12	0	0	0	0	\$1,200	\$1,200.00
Gunnard Johnson	Cut	1	2	0	0	0	0	0	76	82	79.00	+18	0	0	0	0	\$0	\$0.00
Howie Johnson	T-19th in 1969	5	18	4	0	0	0	1	68	78	73.33	+46	0	1	3	0	\$4,207	\$841.43
Richard S. Johnson	Cut	3	6	0	0	0	0	0	73	79	75.33	+28	0	0	0	0	\$6,750	\$2,250.00
Jimmy Johnson	T-62nd in 1964	3	10	3	0	0	0	0	71	82	75.50	+55	0	0	0	0	\$220	\$73.33
Zach Johnson	T-3rd in 2010	8	26	5	1	1	2	3	69	76	71.85	+20	0	4	10	2	\$716,104	\$89,513.02
Al Johnston	Cut	1	3	1	0	0	0	0	75	78	76.33	+19	0	0	0	0	\$0	\$0.00
Bill Johnston	T-8th in 1963	8	23	4	0	0	1	1	71	80	74.57	+95	0	0	0	2	\$2,515	\$314.37
Ralph Johnston	77 in 1972	1	4	1	0	0	0	0	74	89	78.25	+33	0	0	0	0	\$333	\$333.00
Tony Johnstone	Cut	3	6	0	0	0	0	0	70	80	74.83	+25	0	0	1	0	\$3,600	\$1,200.00
Brendan Jones	T-24th in 2009	4	10	1	0	0	0	1	70	79	74.50	+33	0	0	2	1	\$60,112	\$15,028.12
Gordon Jones	T-20th in 1965	3	10	2	0	0	0	1	71	81	75.10	+47	0	0	0	1	\$1,850	\$616.66
Gregg Jones	Cut	6	12	0	0	0	0	0	70	83	75.42	+53	0	0	2	0	\$6,400	\$1,066.66
Grier Jones	T-16th in 1978	10	34	7	0	0	0	2	70	80	73.44	+93	0	0	1	6	\$9,904	\$990.43
Jack Jones	Cut	1	2	0	0	0	0	0	80	84	82.00	+24	0	0	0	0	\$0	\$0.00
Jerry Jones	Cut	1	2	0	0	0	0	0	88	90	89.00	+36	0	0	0	0	\$303	\$303.00
John-Paul Jones	Cut	1	2	0	0	0	0	0	75	77	76.00	+10	0	0	0	0	\$0	\$0.00
Matt Jones	Cut in 2010	1	2	0	0	0	0	0	74	77	75.50	+7	0	0	0	0	\$2,500	\$2,500.00
Steve Jones	T-9th in 1988	8	26	5	0	0	1	2	68	81	72.81	+33	0	4	8	3	\$79,415	\$9,926.88
Pete Jordan	T-76th in 1997	1	4	1	0	0	0	0	70	76	74.25	+17	0	0	0	1	\$3,675	\$3,675.00
Eddie Joseph	Cut	1	3	1	0	0	0	0	73	80	76.67	+20	0	0	0	0	\$0	\$0.00
Michael Joyce	T-73rd in 1973	1	4	1	0	0	0	0	73	79	75.75	+19	0	0	0	0	\$360	\$360.00
Tom Joyce	Cut	4	8	0	0	0	0	0	74	80	77.75	+58	0	0	0	0	\$3,000	\$750.00
Bill Kaiser	Cut	1	3	1	0	0	0	0	75	79	77.00	+21	0	0	0	0	\$0	\$0.00
Jim Kallam	Cut	1	2	0	0	0	0	0	76	79	77.50	+11	0	0	0	0	\$1,000	\$1,000.00
Mike Kallam	Cut	1	2	0	0	0	0	0	74	78	76.00	+8	0	0	0	0	\$1,000	\$1,000.00
Tony Kaloustian	Cut	1	2	0	0	0	0	0	74	79	76.50	+13	0	0	0	0	\$350	\$350.00
Brian Kamm	70th in 1995	1	4	1	0	0	0	0	66	78	72.25	+5	0	1	1	1	\$3,200	\$3,200.00
Jim Kane	T-66th in 1992	2	8	2	0	0	0	0	71	80	74.50	+24	0	0	2	0	\$15,300	\$7,650.00
Yoshinori Kaneko	T-71st in 1997	1	4	1	0	0	0	0	72	76	73.75	+15	0	0	0	0	\$3,875	\$3,875.00
Richard Karbowski	Cut	2	4	0	0	0	0	0	74	78	75.50	+16	0	0	0	0	\$2,000	\$1,000.00
Richie Karl	T-55th in 1974	2	5	1	0	0	0	0	71	81	75.20	+26	0	0	0	0	\$321	\$160.71
Robert Karlsson	T-4th in 2011	9	32	7	0	1	1	3	67	79	72.06	+42	0	4	10	2	\$596,450	\$66,272.22
Monty Kaser	Cut	1	2	0	0	0	0	0	76	78	77.00	+14	0	0	0	0	\$0	\$0.00
Shingo Katayama	T-4th in 2001	8	24	4	0	1	1	2	64	79	72.71	+45	1	5	6	1	\$315,286	\$39,411
Ricky Kawagishi	Cut	1	2	0	0	0	0	0	74	75	74.50	+5	0	0	0	0	\$1,000	\$1,000.00
Bob Kay	T-44th in 1962	7	16	1	0	0	0	0	72	88	77.88	+124	0	0	0	0	\$663	\$94.71
Jonathan Kaye	T-51st in 2000	6	18	3	0	0	0	0	67	81	73.67	+50	0	3	4	0	\$39,264	\$6,544.05
Martin Kaymer	Win in 2010	4	12	2	1	1	2	2	67	79	71.92	+7	0	2	5	1	\$1,588,125	\$397,031.25
Chuck Keating	Cut	1	2	0	0	0	0	0	72	82	77.00	+10	0	0	0	1	\$250	\$250.00
Dan Keefe	Cut	1	2	0	0	0	0	0	77	79	78.00	+16	0	0	0	0	\$0	\$0.00
Herman Keiser	Cut	1	2	0	0	0	0	0	73	81	77.00	+10	0	0	0	0	\$0	\$0.00
Robert Keith	Cut	1	2	0	0	0	0	0	75	75	75.00	+10	0	0	0	0	\$0	\$0.00
Bill Keller	Cut	1	3	1	0	0	0	0	74	79	76.33	+19	0	0	0	0	\$0	\$0.00
Bob Keller	T-29th in 1961	6	19	4	0	0	0	0	69	80	74.11	+74	0	1	1	1	\$1,388	\$231.26
Frank Keller	Cut	4	8	0	0	0	0	0	74	86	78.50	+60	0	0	0	0	\$0	\$0.00
Al Kelley	T-55th in 1971	1	4	1	0	0	0	0	73	75	74.00	+8	0	0	0	0	\$258	\$258.00
Tony Kelley	Cut in 2000	1	2	0	0	0	0	0	83	84	83.50	+23	0	0	0	0	\$2,000	\$2,000.00
Jerry Kelly	T-26th in 1999 & 2011	15	39	5	0	0	0	0	65	81	73.64	+106	2	6	9	2	\$157,829	\$10,521.94
Paul Kelly	T-28th in 1965	2	6	1	0	0	0	0	71	81	74.50	+23	0	0	0	2	\$915	\$457.50
Shawn Kelly	Cut	3	6	0	0	0	0	0	74	80	76.33	+30	0	0	0	0	\$5,050	\$1,683.33
Skip Kendall	T-10th in 1998	7	24	5	0	0	1	2	65	80	72.79	39	1	5	7	3	\$162,367	\$23,195.24
Bill Kennedy	Cut	1	2	0	0	0	0	0	79	80	79.50	+17	0	0	0	0	\$0	\$0.00
Les Kennedy	WD	1	2	0	0	0	0	0	73	78	75.50	+11	0	0	0	0	\$0	\$0.00
Roger Kennedy	Cut	3	6	0	0	0	0	0	75	88	80.33	+62	0	0	0	0	\$1,700	\$566.66
Leonard Kennett	Cut	1	2	0	0	0	0	0	82	86	84.00	+28	0	0	0	0	\$0	\$0.00

Player	Best Finish	Years	Rds	Cuts Made	Top 3	Top 5	Top 10	Top 25	Low Rd	High Rd	Avg.	To Par	Rds 65 or Better	Rds in 60s	Rds Under Par	Rds at Par	Money	\$ Per Event
Stephen Keppler	Cut	4	8	0	0	0	0	0	70	78	73.50	+22	0	0	0	2	\$6,450	\$1,612.50
Paul Kern	Cut	4	9	1	0	0	0	0	70	86	78.44	+76	0	0	0	1	\$0	\$0.00
Darrell Kestner	78 in 2005	10	22	1	0	0	0	0	70	83	75.73	+110	0	0	1	2	\$23,550	\$2,355.00
George Keyes	Cut	4	7	0	0	0	0	0	75	83	79.00	+59	0	0	0	0	\$0	\$0.00
Simon Khan	T-24th in 2010	2	6	1	0	0	0	1	69	77	72.67	+4	0	1	3	0	\$60,850	\$30,425
Jack Kiefer	T-60th in 1976	2	6	1	0	0	0	0	71	88	78.17	+45	0	0	0	0	\$1,450	\$725.00
Jim Kiely	Cut	1	2	0	0	0	0	0	72	75	73.50	+7	0	0	0	0	\$650	\$650.00
Anthony Kim	T-50th in 2007	5	16	3	0	0	0	0	70	77	73.38	+42	0	0	1	1	\$52,246	\$10,449.14
Kyung-tae Kim	T-48th in 2010	2	8	2	0	0	0	0	70	76	72.13	+9	0	0	2	2	\$33,005	\$16,502.38
Karl Kimball	Cut	2	4	0	0	0	0	0	75	80	76.75	+23	0	0	0	0	\$3,500	\$1,750.00
Bill King	Cut	1	2	0	0	0	0	0	74	83	78.50	+13	0	0	0	0	\$1,000	\$1,000.00
Claude King	Cut	3	5	0	0	0	0	0	74	83	78.40	+42	0	0	0	0	\$0	\$0.00
Jim King	87th in 1983	4	10	1	0	0	0	0	73	84	77.60	+66	0	0	0	0	\$3,453	\$863.25
James Kingston	T-55th in 2008	1	4	1	0	0	0	0	72	76	74.00	+16	0	0	0	0	\$15,750	\$15,750.00
John Kinsey	Cut	1	2	0	0	0	0	0	81	84	82.50	+25	0	0	0	0	\$0	\$0.00
Frank Kiraly	Cut	2	5	1	0	0	0	0	74	83	78.00	+38	0	0	0	0	\$0	\$0.00
John Kirchner	Cut	1	2	0	0	0	0	0	83	87	85.00	+28	0	0	0	0	\$1,000	\$1,000.00
Chris Kirk	T-34th in 2011	1	4	1	0	0	0	0	69	72	70.50	+2	0	2	2	0	\$40,000	\$40,000.00
Joe Kirkwood	Cut	2	5	1	0	0	0	0	73	79	75.00	+25	0	0	0	0	\$0	\$0.00
Tom Kite	T-3rd in 1988	28	102	23	1	3	6	12	66	79	71.92	+102	0	17	25	18	\$361,825	\$12,922.30
Soren Kjeldsen	T-6th in 2009	3	8	1	0	0	1	1	70	75	72.75	+10	0	0	2	0	\$238,125	\$79,375
Joseph Klinchcock	Cut	1	2	0	0	0	0	0	77	79	78.00	+12	0	0	0	0	\$2,000	\$2,000.00
Bob Klein	Cut	2	4	0	0	0	0	0	77	82	79.50	+32	0	0	0	0	\$2,000	\$1,000.00
Chuck Klein	T-49th in 1958	2	7	2	0	0	0	0	69	81	74.86	+34	0	1	1	0	\$100	\$50.00
Don Klein	Cut	3	6	0	0	0	0	0	76	83	79.67	+52	0	0	0	0	\$0	\$0.00
Harold Kneece	Cut	1	2	0	0	0	0	0	76	82	79.00	+18	0	0	0	0	\$0	\$0.00
Darrel Knically	Cut	1	2	0	0	0	0	0	77	82	79.50	+19	0	0	0	0	\$0	\$0.00
Dick Knight	T-46th in 1960	1	4	1	0	0	0	0	73	76	74.50	+18	0	0	0	0	\$200	\$200.00
Dwaine Knight	Cut	1	2	0	0	0	0	0	73	79	76.00	+10	0	0	0	0	\$0	\$0.00
Kenny Knox	4th in 1991	6	16	2	0	1	2	2	67	80	73.50	+32	0	4	6	0	\$100,700	\$16,783.33
George Knudson	T-20th in 1965	9	32	7	0	0	0	2	67	79	73.66	+101	0	3	4	2	\$5,132	\$570.27
Ed Knych	Cut	3	6	0	0	0	0	0	73	82	79.00	+50	0	0	0	0	\$0	\$0.00
Gary Koch	T-10th in 1979	11	36	7	0	0	1	1	65	83	73.86	+103	1	3	5	3	\$21,383	\$1,943.89
Arnold Koehler	Cut	3	6	0	0	0	0	0	76	86	77.67	+44	0	0	0	0	\$0	\$0.00
Joe Kotlarczyk	Cut	2	5	1	0	0	0	0	70	78	75.60	+28	0	0	0	1	\$0	\$0.00
Bill Kozak	Cut	1	2	0	0	0	0	0	79	80	79.50	+15	0	0	0	0	\$0	\$0.00
Greg Kraft	T-23rd in 1998	7	22	4	0	0	0	1	65	79	73.41	+53	1	2	4	1	\$51,512	\$7,358.93
Mike Krak	T-34th in 1963	7	24	6	0	0	0	0	69	81	74.96	+109	0	1	1	1	\$1,105	\$157.85
Bill Kratzert	T-12th in 1978	8	24	4	0	0	0	2	67	78	73.75	+74	0	1	5	1	\$11,375	\$1,421.89
Cliff Kresge	Cut	1	2	0	0	0	0	0	72	83	77.50	+15	0	0	0	0	\$2,500	\$2,500.00
Ken Krieger	Cut	1	2	0	0	0	0	0	71	74	72.50	+3	0	0	0	1	\$1,200	\$1,200.00
Ed Kroll	T-23rd in 1964	6	18	3	0	0	0	1	68	83	75.39	+87	0	1	2	0	\$1,471	\$245.23
Ted Kroll	4th in 1961	8	32	8	0	1	1	5	68	81	72.84	+83	0	2	3	3	\$7,651	\$956.37
Jerome Krueger	Cut	1	2	0	0	0	0	0	74	83	78.50	+17	0	0	0	0	\$0	\$0.00
Bob Kruse	Cut	1	2	0	0	0	0	0	79	83	81.00	+22	0	0	0	0	\$0	\$0.00
Don Kubiak	Cut	2	4	0	0	0	0	0	73	82	78.75	+31	0	0	0	0	\$0	\$0.00
Matt Kuchar	T-10th in 2010	4	12	2	0	0	1	2	67	78	71.92	+7	0	3	3	2	\$261,514	\$65,378.57
Wally Kuchar	Cut	1	2	0	0	0	0	0	77	81	79.00	+14	0	0	0	0	\$1,000	\$1,000.00
Hank Kuehne	Cut	1	2	0	0	0	0	0	70	81	75.50	+11	0	0	0	1	\$2,000	\$2,000.00
Edward Kuna	T-71st in 1963	4	10	1	0	0	0	0	71	87	78.00	+74	0	0	0	1	\$175	\$43.75
Massy Kuramoto	T-42nd in 1982	3	8	1	0	0	0	0	70	77	72.50	+16	0	0	0	3	\$3,843	\$1,280.95
Ed Kynch	Cut	1	2	0	0	0	0	0	76	83	79.50	+19	0	0	0	0	\$0	\$0.00
Rob Labritz	T-68th in 2010	3	8	1	0	0	0	0	71	78	74.88	+27	0	0	1	0	\$18,150	\$6,050
Maarten Lafeber	Cut	1	2	0	0	0	0	0	71	77	74.00	+8	0	0	0	0	\$2,000	\$2,000.00
Martin Laird	T-48th in 2010	2	6	1	0	0	0	0	70	74	72.67	+8	0	0	1	1	\$19,471	\$9,735.72
Terry Lally	Cut	1	2	0	0	0	0	0	84	86	85.00	+26	0	0	0	0	\$0	\$0.00
Jerry Lambo	WD	1	1	0	0	0	0	0	82	82	82.00	+12	0	0	0	0	\$0	\$0.00
Derek Lamely	Cut in 2010	1	2	0	0	0	0	0	72	77	74.50	+5	0	0	0	1	\$2,500	\$2,500.00
Neal Lancaster	T-34th in 2002	5	18	4	0	0	0	0	70	81	73.72	+47	0	0	1	3	\$39,854	\$7,970.83
Todd Lancaster	Cut	1	2	0	0	0	0	0	75	81	78.00	+12	0	0	0	0	\$2,500	\$2,500.00
Ralph Landrum	Cut	3	6	0	0	0	0	0	74	82	77.50	+37	0	0	0	0	\$3,000	\$1,000.00
Barry Lane	T-25th in 1994	3	12	3	0	0	0	1	67	77	71.83	+14	0	4	4	1	\$18,912	\$6,304.16
Bernhard Langer	T-21st in 1987	20	66	13	0	0	0	4	67	78	73.05	+119	0	7	14	4	\$171,071	\$8,553.58
Eddie Langert	Cut	2	4	0	0	0	0	0	72	82	76.25	+21	0	0	0	0	\$0	\$0.00
John Langford	Cut	2	5	1	0	0	0	0	73	81	76.00	+30	0	0	0	0	\$0	\$0.00
Franklin Langham	7th in 2000	2	6	1	0	0	1	1	65	76	70.50	-5	1	2	3	2	\$159,000	\$79,500.00
Jeffrey Lankford	Cut	7	14	0	0	0	0	0	71	83	76.93	85	0	0	1	0	\$12,550	\$1,792.86
George Lanning	Cut	1	2	0	0	0	0	0	73	80	76.50	+9	0	0	0	0	\$250	\$250.00
Joe Lanza	Cut	1	2	0	0	0	0	0	82	83	82.50	+23	0	0	0	0	\$303	\$303.00
Larry Laoretti	T-49th in 1966	1	4	1	0	0	0	0	72	77	74.50	+18	0	0	0	0	\$436	\$436.11
Tony Laporte	NC in 1977	1	1	0	0	0	0	0	87	87	87.00	+15	0	0	0	0	\$250	\$250.00
Brad Lardon	Cut	2	4	0	0	0	0	0	70	83	75.50	+22	0	0	0	1	\$5,000	\$2,500.00

Player	Best Finish	Years	Rds	Cuts Made	Top 3	Top 5	Top 10	Top 25	Low Rd	High Rd	Avg.	To Par	Rds 65 or Better	Rds in 60s	Rds Under Par	Rds at Par	Money	\$ Per Event
Pablo Larrazabal	T-45th in 2011	2	6	1	0	0	0	0	66	80	73.83	+23	0	1	1	1	\$24,000	\$12,000.00
Bob Lavacek	Cut	2	4	0	0	0	0	0	78	81	79.75	+37	0	0	0	0	\$0	\$0.00
Duff Lawrence	Cut	1	2	0	0	0	0	0	79	81	80.00	+18	0	0	0	0	\$0	\$0.00
Mike Lawrence	Cut	3	6	0	0	0	0	0	75	83	79.17	+47	0	0	0	0	\$3,200	\$1,066.66
Paul Lawrie	T-34th in 1999	4	12	2	0	0	0	0	69	75	73.08	+17	0	1	2	2	\$28,704	\$7,175.89
Scott Laycock	Cut	1	2	0	0	0	0	0	76	80	78.00	+12	0	0	0	0	\$2,000	\$2,000.00
Stephen Leaney	68th in 1998	6	14	1	0	0	0	0	70	79	74.43	+54	0	0	0	1	\$15,900	\$2,650.00
Bob Leaver	Cut	3	6	0	0	0	0	0	74	85	79.50	+51	0	0	0	0	\$2,303	\$767.66
Huston Leclair	T-56th in 1964	2	8	2	0	0	0	0	72	79	74.75	+34	0	0	0	0	\$570	\$285.00
David Lee	Cut	1	2	0	0	0	0	0	79	79	79.00	+16	0	0	0	0	\$0	\$0.00
Emory Lee	Cut	1	2	0	0	0	0	0	80	82	81.00	+22	0	0	0	0	\$0	\$0.00
John Lee	Cut	2	4	0	0	0	0	0	74	81	76.50	+26	0	0	0	0	\$2,500	\$1,250.00
Ian Leggatt	Cut	1	2	0	0	0	0	0	74	75	74.50	+5	0	0	0	0	\$2,000	\$2,000.00
Tom Lehman	T-10th in 1997	17	53	10	0	0	1	2	68	82	72.91	+104	0	3	11	5	\$252,009	\$14,824
Bruce Lehnhard	Cut	3	6	0	0	0	0	0	74	84	79.67	+48	0	0	0	0	\$3,200	\$1,066.66
Ricardo Leibovich	Cut	1	2	0	0	0	0	0	78	78	78.00	+16	0	0	0	0	\$2,500	\$2,500.00
Charles Leider	Cut	1	2	0	0	0	0	0	75	80	77.50	+15	0	0	0	0	\$0	\$0.00
Alex Leiper	Cut	1	2	0	0	0	0	0	75	79	77.00	+14	0	0	0	0	\$0	\$0.00
Gordon Leishman	Cut	4	8	0	0	0	0	0	75	82	78.88	+67	0	0	0	0	\$0	\$0.00
Marc Leishman	T-48th in 2010	1	4	1	0	0	0	0	71	73	72.25	+1	0	0	1	1	\$16,971	\$16,971
Tony Lema	T-9th in 1964	5	18	4	0	0	1	2	68	80	72.94	+45	0	2	3	2	\$4,925	\$985.00
Bob Lendzion	Cut	6	11	0	0	0	0	0	74	84	77.45	+67	0	0	0	0	\$6,200	\$1,033.33
Justin Leonard	2nd in 1997 & 2004	16	52	10	2	4	6	6	65	80	71.62	+24	1	14	22	5	\$1,408,025	\$88,002
Charles Lepre	Cut	6	14	2	0	0	0	0	73	81	76.79	+91	0	0	0	0	\$0	\$0.00
Gene Lesch	Cut	2	4	0	0	0	0	0	76	80	78.25	+31	0	0	0	0	\$0	\$0.00
Vince Leskosky	Cut	1	2	0	0	0	0	0	75	82	78.50	+17	0	0	0	0	\$0	\$0.00
Perry Leslie	Cut	1	2	0	0	0	0	0	79	81	80.00	+20	0	0	0	0	\$500	\$500.00
Les Lesser	Cut	1	2	0	0	0	0	0	77	86	81.50	+23	0	0	0	0	\$0	\$0.00
Ron Letellier	T-58th in 1972	2	8	2	0	0	0	0	70	79	74.63	+37	0	0	0	1	\$762	\$380.78
Gavin Levenson	Cut	1	2	0	0	0	0	0	71	78	74.50	+5	0	0	1	0	\$1,000	\$1,000.00
Gerald Levergne	Cut	1	2	0	0	0	0	0	83	87	85.00	+30	0	0	0	0	\$0	\$0.00
Thomas Levet	T-51st in 2009	4	12	2	0	0	0	0	68	82	74.83	+38	0	1	2	3	\$30,460	\$7,615
Wayne Levi	T-16th in 1991	10	30	5	0	0	0	2	66	82	73.17	+65	0	4	6	4	\$39,920	\$3,992.01
Spencer Levin	T-26th in 2011	1	4	1	0	0	0	0	68	72	70.25	+1	0	1	1	1	\$51,062	\$51,062.50
J.L. Lewis	T-21st in 1999	7	22	4	0	0	0	2	69	77	72.95	+43	0	1	3	3	\$128,685	\$18,383.59
Jack Lewis	Cut	4	8	0	0	0	0	0	73	80	76.50	+46	0	0	0	0	\$3,050	\$762.50
Wen-Chong Liang	T-8th in 2010	3	8	1	0	0	1	1	64	77	72.13	+9	1	1	2	1	\$215,000	\$71,666
Babe Lichardus	T-17th in 1959	12	34	5	0	0	0	1	71	83	75.47	+168	0	0	1	0	\$3,601	\$300.09
Frank Lickliter II	T-4th in 1998	7	21	5	1	2	2	2	68	80	72.38	+40	0	5	5	1	\$184,929	\$26,418.50
Bruce Lietzke	2nd in 1991	19	72	17	1	3	4	9	67	80	72.08	+76	0	11	23	10	\$258,227	\$13,590.90
Tom Liljeholm	Cut	2	4	0	0	0	0	0	76	83	77.75	+31	0	0	0	0	\$0	\$0.00
Dean Lind	Cut	1	2	0	0	0	0	0	76	79	77.50	+15	0	0	0	0	\$0	\$0.00
Ken Lindsay	Cut	1	2	0	0	0	0	0	74	78	76.00	+12	0	0	0	0	\$0	\$0.00
Pat Lindsey	T-74th in 1983	2	6	1	0	0	0	0	71	80	74.83	+21	0	0	0	2	\$2,500	\$1,250.00
Merle Lint	Cut	1	2	0	0	0	0	0	77	82	79.50	+19	0	0	0	0	\$0	\$0.00
Eric Lippert	Cut	1	2	0	0	0	0	0	78	84	81.00	+18	0	0	0	0	\$2,500	\$2,500.00
Vic Lipscomb	Cut	2	4	0	0	0	0	0	73	78	75.00	+18	0	0	0	0	\$1,550	\$775.00
John Lister	T-43rd in 1976	3	10	2	0	0	0	0	70	80	74.70	+37	0	0	1	0	\$1,516	\$505.36
Gene Littler	2nd in 1977	24	86	19	2	4	7	11	66	82	72.42	+166	0	14	19	8	\$73,719	\$3,071.61
John Lively	T-37th in 1968	3	8	1	0	0	0	0	72	81	75.13	+41	0	0	0	0	\$686	\$228.75
Ed Lockie	Cut	1	2	0	0	0	0	0	77	83	80.00	+20	0	0	0	0	\$0	\$0.00
Gary Lockie	Cut	1	2	0	0	0	0	0	76	82	79.00	+16	0	0	0	0	\$0	\$0.00
Bill Loeffler	Cut	1	2	0	0	0	0	0	78	81	79.50	+19	0	0	0	0	\$2,000	\$2,000.00
Rodney Loesch	Cut	1	2	0	0	0	0	0	75	75	75.00	+10	0	0	0	0	\$650	\$650.00
Jim Logue	T-77th in 1983	5	12	1	0	0	0	0	70	79	75.75	+65	0	0	0	1	\$3,050	\$610.00
Bob Lohr	T-41st in 1989	11	24	1	0	0	0	0	69	89	75.00	+86	0	3	4	1	\$15,160	\$1,378.18
Peter Lonard	T-17th in 2002	8	22	3	0	0	0	1	69	81	74.00	+72	0	2	3	1	\$131,800	\$16,475.00
David Long	Cut	1	2	0	0	0	0	0	80	82	81.00	+22	0	0	0	0	\$2,500	\$2,500.00
John Long	Cut	1	2	0	0	0	0	0	77	80	78.50	+17	0	0	0	0	\$0	\$0.00
Travis Long	Cut	1	2	0	0	0	0	0	71	76	73.50	+7	0	0	0	0	\$2,000	\$2,000.00
Tony Longo	Cut	1	2	0	0	0	0	0	73	81	77.00	+14	0	0	0	0	\$0	\$0.00
Francisco Lopez	Cut	2	4	0	0	0	0	0	74	83	79.25	+37	0	0	0	0	\$0	\$0.00
Joe Lopez Jr	Cut	2	4	0	0	0	0	0	76	79	77.75	+29	0	0	0	0	\$0	\$0.00
Lyn Lott	T-25th in 1977	3	12	3	0	0	0	1	67	80	73.33	+32	0	1	1	2	\$3,349	\$1,116.27
Dick Lotz	T-8th in 1970	3	12	3	0	0	1	1	67	77	72.75	+21	0	2	3	1	\$6,197	\$2,065.75
Hardy Loudermilk	Cut	3	6	0	0	0	0	0	78	81	79.17	+55	0	0	0	0	\$0	\$0.00
Gary Loustalot	Cut	1	2	0	0	0	0	0	80	82	81.00	+22	0	0	0	0	\$0	\$0.00
Van-Oran Love	Cut	1	2	0	0	0	0	0	78	79	78.50	+17	0	0	0	0	\$0	\$0.00
Davis Love III	Win in 1997	25	82	16	1	2	4	5	65	83	72.11	+79	1	19	25	14	\$1,123,558	\$44,942.31
Davis Love Jr.	T-55th in 1967	5	14	2	0	0	0	0	69	82	75.79	+67	0	1	1	1	\$630	\$126.07
Mitch Lowe	Cut	2	4	0	0	0	0	0	71	84	78.00	+24	0	0	1	0	\$5,000	\$2,500
Shane Lowry	Cut in 2010	1	2	0	0	0	0	0	71	79	75.00	+6	0	0	1	0	\$2,500	\$2,500

Player	Best Finish	Years	Rds	Cuts Made	Top 3	Top 5	Top 10	Top 25	Low Rd	High Rd	Avg.	To Par	Rds 65 or Better	Rds in 60s	Rds Under Par	Rds at Par	Money	\$ Per Event
Steve Lowery	3rd in 2001	12	38	7	1	1	3	3	66	80	72.24	+49	0	11	14	2	\$561,119	\$46,759.88
Dino Lucchesi	Cut	1	2	0	0	0	0	0	78	79	78.50	+17	0	0	0	0	\$2,000	\$2,000.00
Jim Lucius	T-71st in 1963	4	10	1	0	0	0	0	74	82	77.20	+68	0	0	0	0	\$825	\$206.25
Ben Lula	Cut	1	2	0	0	0	0	0	77	77	77.00	+12	0	0	0	0	\$0	\$0.00
Jack Lumpkin	Cut	1	3	1	0	0	0	0	74	75	74.33	+13	0	0	0	0	\$0	\$0.00
Jay Lumpkin	Cut	1	2	0	0	0	0	0	74	82	78.00	+14	0	0	0	0	\$1,000	\$1,000.00
Dick Lundahl	T-39th in 1960	3	9	2	0	0	0	0	73	80	75.56	+48	0	0	0	0	\$200	\$66.66
Bill Lunde	T-39th in 2011	2	6	1	0	0	0	0	69	76	72.33	+10	0	1	1	0	\$32,750	\$16,375.00
Bob Lunn	T-9th in 1971	5	18	4	0	0	1	2	69	81	72.72	+37	0	2	4	3	\$8,131	\$1,626.25
Mark Lye	T-36th in 1986	8	27	6	0	0	0	0	67	86	73.41	+70	0	2	4	4	\$12,408	\$1,550.93
Sandy Lyle	T-16th in 1991	6	20	4	0	0	0	1	67	78	72.50	+32	0	4	6	3	\$31,072	\$5,178.75
Steve Lyles	Cut	1	2	0	0	0	0	0	78	84	81.00	+22	0	0	0	0	\$0	\$0.00
Denny Lyons	T-12th in 1973	7	18	2	0	0	0	1	67	83	74.78	+80	0	2	3	0	\$5,812	\$830.28
Toby Lyons	T-53rd in 1958	2	6	1	0	0	0	0	73	80	75.83	+35	0	0	0	0	\$100	\$50.00
Warren McCarty	Cut	1	2	0	0	0	0	0	79	86	82.50	+25	0	0	0	0	\$0	\$0.00
Bruce MacDonald	Cut	1	2	0	0	0	0	0	75	76	75.50	+11	0	0	0	0	\$550	\$550.00
Doug MacDonald	Cut	1	2	0	0	0	0	0	76	84	80.00	+18	0	0	0	0	\$0	\$0.00
Stan Mack	Cut	1	2	0	0	0	0	0	85	86	85.50	+27	0	0	0	0	\$0	\$0.00
Roger Mackay	T-66th in 1992	1	4	1	0	0	0	0	71	76	73.75	+11	0	0	0	1	\$2,575	\$2,575.00
Will MacKenzie	T-57th in 2007	2	6	1	0	0	0	0	70	84	74.17	+21	0	0	1	1	\$16,900	\$8,450
Baker Maddera	Cut	1	2	0	0	0	0	0	77	83	80.00	+18	0	0	0	0	\$1,200	\$1,200.00
Don Maddox	Cut	1	2	0	0	0	0	0	76	79	77.50	+13	0	0	0	0	\$1,000	\$1,000.00
Andrew Magee	T-13th in 1991	12	42	9	0	0	0	2	68	80	72.86	+74	0	4	4	8	\$87,362	\$7,280.21
Jeff Maggert	3rd in 1995 & '97	14	42	7	2	2	3	3	65	81	72.40	+61	3	10	11	3	\$392,702	\$28,050.18
Herb Magnusson	Cut	1	2	0	0	0	0	0	77	81	79.00	+18	0	0	0	0	\$0	\$0.00
Paul Maguire	Cut	1	2	0	0	0	0	0	79	82	80.50	+21	0	0	0	0	\$0	\$0.00
John Mahaffey	Winner in 1978	23	70	12	1	1	2	6	66	80	72.93	+147	0	6	9	13	\$110,524	\$4,805.38
Hunter Mahan	T-16th in 2009	6	20	4	0	0	0	3	66	81	72.30	+30	0	4	6	1	\$299,814	\$49,969.05
Barry Mahlberg	Cut	1	2	0	0	0	0	0	80	86	83.00	+22	0	0	0	0	\$2,000	\$2,000.00
Scott Mahlberg	Cut	2	4	0	0	0	0	0	76	79	77.75	+29	0	0	0	0	\$2,400	\$1,200.00
Mac Main	T-49th in 1959	5	11	1	0	0	0	0	70	86	76.73	+72	0	0	0	1	\$503	\$100.60
Bill Majure	Cut	1	2	0	0	0	0	0	81	83	82.00	+24	0	0	0	0	\$0	\$0.00
Bob Makoski	T-58th in 1988	4	10	1	0	0	0	0	69	82	75.00	+40	0	1	1	0	\$5,490	\$1,372.50
Terry Malan	Cut	1	2	0	0	0	0	0	77	79	78.00	+16	0	0	0	0	\$0	\$0.00
Mike Malaska	Cut	1	2	0	0	0	0	0	75	77	76.00	+10	0	0	0	0	\$1,000	\$1,000.00
Charles Malchaski	T-50th in 1961	3	8	1	0	0	0	0	72	79	75.50	+42	0	0	0	0	\$225	\$75.00
Hap Malia	Cut	1	2	0	0	0	0	0	81	84	82.50	+21	0	0	0	0	\$0	\$0.00
John Mallinger	T-60th in 2009	2	8	2	0	0	0	0	71	77	74.38	+27	0	0	1	0	\$30,000	\$15,000
Tom Malone	Cut	2	4	0	0	0	0	0	74	79	77.00	+26	0	0	0	0	\$0	\$0.00
Roger Maltbie	T-14th in 1983	11	40	9	0	0	0	1	69	79	73.15	+86	0	3	7	5	\$24,265	\$2,205.95
Matteo Manassero	T-37th in 2011	1	4	1	0	0	0	0	68	74	70.75	+3	0	1	1	1	\$36,250	\$36,250.00
Larry Mancour	T-44th in 1967	6	18	3	0	0	0	0	71	82	75.94	+89	0	0	1	1	\$1,081	\$180.14
Bob Mann	T-51st in 1979	3	8	1	0	0	0	0	71	78	74.13	+27	0	0	0	0	\$2,600	\$866.66
Eric Manning	Cut	1	2	0	0	0	0	0	81	88	84.50	+29	0	0	0	0	\$2,500	\$2,500.00
Dave Marad	Cut	1	2	0	0	0	0	0	75	81	78.00	+14	0	0	0	0	\$303	\$303.00
Herb Marcussen	T-55th in 1960	1	4	1	0	0	0	0	72	78	75.25	+21	0	0	0	0	\$200	\$200.00
Peter Marich	Cut	1	2	0	0	0	0	0	79	79	79.00	+18	0	0	0	0	\$0	\$0.00
Steve Marino	T-60th in 2008	4	10	1	0	0	0	0	71	82	75.20	+44	0	0	0	0	\$22,500	\$5,625.00
Bill Markham	Cut	1	2	0	0	0	0	0	75	76	75.50	+11	0	0	0	0	\$0	\$0.00
Prayad Marksang	T-15th in 2008	2	6	1	0	0	0	1	68	81	74.00	+20	0	1	1	1	\$109,560	\$54,780
Tom Marlowe	Cut	1	2	0	0	0	0	0	75	80	77.50	+15	0	0	0	0	\$0	\$0.00
Eli Marovich	Cut	1	2	0	0	0	0	0	74	77	75.50	+11	0	0	0	0	\$0	\$0.00
Dave Marr	Win in 1965	14	50	11	1	1	2	4	68	85	73.48	+152	0	5	8	5	\$32,568	\$2,326.31
Fran Marrello	Cut	1	2	0	0	0	0	0	75	80	77.50	+11	0	0	0	0	\$1,000	\$1,000.00
Graham Marsh	T-7th in 1978	3	12	3	0	0	1	2	68	77	72.33	+16	0	2	3	1	\$12,268	\$4,089.36
Bob Marshall	Cut	1	2	0	0	0	0	0	79	81	80.00	+20	0	0	0	0	\$0	\$0.00
Dick Marshall	T-63rd in 1965	2	5	1	0	0	0	0	72	84	76.00	+24	0	0	0	0	\$300	\$150.00
Jim Marshall	Cut	2	4	0	0	0	0	0	75	77	76.25	+25	0	0	0	0	\$900	\$450.00
Elroy Marti	Cut	2	3	0	0	0	0	0	77	80	78.67	+26	0	0	0	0	\$0	\$0.00
Fred Marti	T-9th in 1971	4	12	2	0	0	1	2	70	77	73.17	+26	0	0	3	2	\$6,100	\$1,525.00
Brad Martin	Cut	1	2	0	0	0	0	0	77	81	79.00	+18	0	0	0	0	\$2,500	\$2,500.00
Doug Martin	T-23rd in 1997	3	8	1	0	0	0	1	67	75	72.13	+11	0	2	2	0	\$25,000	\$8,333.33
Earl Martin	Cut	1	2	0	0	0	0	0	83	83	83.00	+26	0	0	0	0	\$0	\$0.00
Jeff Martin	Cut	2	4	0	0	0	0	0	78	80	78.75	+35	0	0	0	0	\$4,500	\$2,250.00
Bill Martindale	T-15th in 1966	2	8	2	0	0	0	1	70	76	73.00	+16	0	0	1	1	\$2,982	\$1,491.25
Richard Martinez	WD	1	1	0	0	0	0	0	81	81	81.00	+11	0	0	0	0	\$350	\$350.00
Milon Marusic	T-45th in 1961	4	14	4	0	0	0	0	73	80	75.00	+70	0	0	0	0	\$425	\$106.25
Shigeki Maruyama	T-22nd in 2001	10	32	6	0	0	0	2	67	78	72.69	+58	0	5	9	3	\$124,919	\$12,491.91
James Mason	Cut	1	2	0	0	0	0	0	78	80	79.00	+18	0	0	0	0	\$1,300	\$1,300.00
Don Massengale	2nd in 1967	8	24	4	1	1	1	3	66	79	73.25	+68	0	1	3	2	\$20,539	\$2,567.41
Rik Massengale	T-30th in 1976	5	13	2	0	0	0	0	70	82	74.69	+51	0	0	1	0	\$3,353	\$670.60
Jim Masserio	T-35th in 1979	3	8	1	0	0	0	0	69	79	73.63	+23	0	1	1	0	\$3,600	\$1,200.00

Player	Best Finish	Years	Rds	Cuts Made	Top 3	Top 5	Top 10	Top 25	Low Rd	High Rd	Avg.	To Par	Rds 65 or Better	Rds in 60s	Rds Under Par	Rds at Par	Money	\$ Per Event
Odell Massey	Cut	2	4	0	0	0	0	0	75	79	77.00	+26	0	0	0	0	\$0	\$0.00
Dick Mast	71st in 1988	2	6	1	0	0	0	0	71	85	74.17	+19	0	0	0	1	\$3,000	\$1,500.00
Ken Mast	Cut	1	2	0	0	0	0	0	77	80	78.50	+17	0	0	0	0	\$250	\$250.00
Duke Matthews	Cut	1	2	0	0	0	0	0	75	78	76.50	+9	0	0	0	0	\$0	\$0.00
Len Mattiace	T-48th in 2002	5	14	2	0	0	0	0	70	76	73.57	+42	0	0	0	1	\$31,240	\$6,248.00
Ronald Mattson	Cut	1	2	0	0	0	0	0	76	79	77.50	+15	0	0	0	0	\$0	\$0.00
Troy Matteson	T-28th in 2010	2	8	2	0	0	0	0	69	80	72.50	+12	0	1	2	3	\$60,000	\$30,000
Terry Mauney	Cut	1	2	0	0	0	0	0	76	79	77.50	+15	0	0	0	0	\$500	\$500.00
John Maurycy	Cut	1	2	0	0	0	0	0	78	86	82.00	+20	0	0	0	0	\$0	\$0.00
Billy Maxwell	T-5th in 1963	11	41	10	0	1	2	6	69	81	72.68	+90	0	4	5	8	\$13,992	\$1,271.98
Bob May	2nd in 2000	2	8	2	1	1	1	1	66	76	70.13	-7	0	3	3	2	\$549,600	\$274,800.00
Dick Mayer	T-14th in 1958	3	9	2	0	0	0	1	69	78	74.22	+36	0	2	2	0	\$875	\$291.66
Billy Mayfair	T-5th in 1990	18	62	13	0	1	2	3	67	78	72.50	+97	0	11	17	4	\$288,984	\$16,054.64
Shelley Mayfield	T-22nd in 1961	4	16	4	0	0	0	1	69	79	73.25	+48	0	1	1	2	\$1,816	\$453.97
Jeff Mays	Cut	1	2	0	0	0	0	0	86	86	86.00	+32	0	0	0	0	\$250	\$250.00
John Mazza	Cut	2	4	0	0	0	0	0	70	78	74.00	+16	0	0	0	1	\$3,300	\$1,650.00
Dm McBeath	T-44th in 1967	1	4	1	0	0	0	0	72	75	74.00	+8	0	0	0	1	\$501	\$501.43
Scotty McBeath	Cut	3	7	1	0	0	0	0	70	81	76.71	+45	0	0	0	1	\$0	\$0.00
Rives McBee	Cut	6	12	0	0	0	0	0	71	86	77.00	+78	0	0	0	0	\$2,053	\$342.16
Blaine McCallister	T-17th in 1989	10	34	7	0	0	0	3	64	80	72.59	+38	1	3	12	2	\$75,429	\$7,542.92
Bob McCallister	T-8th in 1965	4	16	4	0	0	1	2	66	76	72.94	+39	0	2	3	2	\$6,165	\$1,541.25
Scott McCarron	T-10th in 1997	9	32	7	0	0	1	3	67	79	72.25	+44	0	5	8	5	\$265,430	\$29,492
Harry McCarthy	Cut	1	2	0	0	0	0	0	76	79	77.50	+15	0	0	0	0	\$0	\$0.00
Robert McClellan	Cut	2	4	0	0	0	0	0	72	81	76.50	+22	0	0	0	0	\$5,000	\$2,500.00
Jack McConachie	Cut	2	4	0	0	0	0	0	80	84	82.25	+47	0	0	0	0	\$1,500	\$750.00
Gary McCord	T-54th in 1984	4	10	1	0	0	0	0	71	80	75.50	+45	0	0	1	0	\$3,728	\$931.87
Jim McCoy	Cut	2	4	0	0	0	0	0	79	84	80.50	+42	0	0	0	0	\$0	\$0.00
Mike McCullough	T-40th in 1977	4	12	2	0	0	0	0	69	82	74.50	+40	0	1	1	2	\$2,825	\$706.25
Mark McCumber	T-5th in 1987	17	53	10	0	1	1	2	67	79	72.98	+97	0	7	11	6	\$85,253	\$5,014.87
Joe McDermott	Cut	1	2	0	0	0	0	0	77	84	80.50	+21	0	0	0	0	\$650	\$650.00
Ken McDonald	T-84th in 1992	1	4	1	0	0	0	0	69	82	76.75	+23	0	1	1	0	\$2,138	\$2,137.50
Graeme McDowell	T-10th in 2009	7	20	3	0	0	1	2	68	78	73.05	+37	0	2	5	3	\$295,943	\$42,277.62
Ron McDougal	T-61st in 1994	5	12	1	0	0	0	0	69	79	73.75	+39	0	1	1	1	\$7,900	\$1,580.00
Mac McElmurry	Cut	1	2	0	0	0	0	0	75	79	77.00	+14	0	0	0	0	\$0	\$0.00
Shawn McEntee	Cut	2	4	0	0	0	0	0	74	82	78.25	+25	0	0	0	0	\$2,000	\$1,000.00
Jerry McGee	T-6th in 1977	10	37	8	0	0	2	4	68	79	72.68	+76	0	4	8	0	\$24,432	\$2,443.22
Paul McGinley	T-6th in 2004	7	22	4	0	0	1	3	66	79	72.05	+29	0	6	7	1	\$316,711	\$45,244.39
Jim McGovern	T-22nd in 1993	4	10	1	0	0	0	1	67	77	72.00	+10	0	2	3	2	\$18,200	\$4,550.00
Jack McGowan	T-43rd in 1961	3	10	2	0	0	0	0	70	79	74.50	+39	0	0	0	1	\$466	\$155.46
Pat McGowan	4th in 1983	6	14	1	0	1	1	1	67	80	73.93	+37	0	3	3	0	\$34,303	\$5,717.16
Ross McGowan	70th in 2010	1	4	1	0	0	0	0	71	81	74.25	+9	0	0	1	1	\$14,000	\$14,000
Bob McGrath	Cut	1	2	0	0	0	0	0	78	80	79.00	+18	0	0	0	0	\$2,500	\$2,500.00
Paul McGuire	Cut	1	2	0	0	0	0	0	77	80	78.50	+17	0	0	0	0	\$0	\$0.00
Tom McGuirk	Cut	1	2	0	0	0	0	0	83	85	84.00	+24	0	0	0	0	\$250	\$250.00
Jack McKelvey	Cut	1	2	0	0	0	0	0	83	90	86.50	+29	0	0	0	0	\$1,000	\$1,000.00
George McKeown	Cut	1	2	0	0	0	0	0	77	77	77.00	+12	0	0	0	0	\$0	\$0.00
Parker McLachlin	Cut	1	2	0	0	0	0	0	76	77	76.50	+13	0	0	0	0	\$2,500	\$2,500.00
Mac McLendon	T-25th in 1975	6	20	4	0	0	0	1	68	78	74.05	+69	0	1	1	1	\$4,040	\$673.33
Rory McIlroy	T-3rd in 2009 & '10	3	12	3	2	2	2	2	67	74	71.17	-2	0	2	6	2	\$885,400	\$295,133.33
John McMullin	T-35th in 1959	1	4	1	0	0	0	0	69	76	72.75	+11	0	1	1	0	\$200	\$200.00
George McNeill	Cut	2	4	0	0	0	0	0	75	78	76.25	+21	0	0	0	0	\$5,000	\$2,500
Artie McNickle	T-28th in 1979	2	8	2	0	0	0	0	69	76	72.25	+18	0	1	1	1	\$4,500	\$2,250.00
Mark McNulty	T-8th in 1990	11	35	6	0	0	1	3	67	80	72.66	+55	0	5	10	2	\$90,207	\$8,200.65
Henry McQuiston	Cut	1	2	0	0	0	0	0	76	79	77.50	+15	0	0	0	0	\$0	\$0.00
JI McReynolds	62nd in 1961	1	4	1	0	0	0	0	73	79	76.00	+24	0	0	0	0	\$225	\$225.00
Spike McRoy	Cut	1	2	0	0	0	0	0	74	76	75.00	+6	0	0	0	0	\$2,000	\$2,000.00
Rocco Mediate	6th in 2002	16	51	11	0	0	1	3	65	85	72.92	+91	1	4	13	7	\$336,298	\$21,018.62
Steve Melnyk	T-17th in 1975	5	14	2	0	0	0	1	70	79	73.93	+43	0	0	1	1	\$4,628	\$925.60
Brett Melton	Cut	1	2	0	0	0	0	0	72	75	73.50	+7	0	0	0	0	\$2,000	\$2,000.00
Tod Meneffee	Cut	3	7	1	0	0	0	0	75	84	78.71	+59	0	0	0	0	\$0	\$0.00
Al Mengert	T-18th in 1970	10	33	7	0	0	0	2	68	83	73.82	+112	0	1	2	2	\$7,454	\$745.36
Bob Menne	T-30th in 1970	4	10	1	0	0	0	0	72	78	74.60	+44	0	0	0	0	\$2,875	\$718.75
Lou Merkle	Cut	2	4	0	0	0	0	0	78	85	81.00	+40	0	0	0	0	\$303	\$151.50
Hans Merrell	Cut	1	2	0	0	0	0	0	76	77	76.50	+13	0	0	0	0	\$0	\$0.00
Eddie Merrins	T-34th in 1963	6	16	2	0	0	0	0	70	81	75.50	+72	0	0	2	0	\$721	\$120.22
John Merrick	T-10th in 2009	3	10	2	0	0	1	1	70	77	72.90	+17	0	0	2	3	\$169,383	\$56,461
Dick Merritt	Cut	1	2	0	0	0	0	0	79	81	80.00	+20	0	0	0	0	\$0	\$0.00
Jack Merz	Cut	1	2	0	0	0	0	0	82	82	82.00	+24	0	0	0	0	\$0	\$0.00
Hajime Meshiai	T-75th in 1994	1	4	1	0	0	0	0	71	79	74.50	+18	0	0	0	0	\$2,412	\$2,412.50
Rick Meskell	Cut	1	2	0	0	0	0	0	81	82	81.50	+19	0	0	0	0	\$1,000	\$1,000.00
Dennis Meyer	T-67th in 1975	1	4	1	0	0	0	0	72	80	75.00	+20	0	0	0	0	\$429	\$428.57
Shaun Micheel	Win in 2003	8	28	6	2	2	2	3	66	78	71.64	+18	0	9	13	2	\$1,931,886	\$241,485.71

Player	Best Finish	Years	Rds	Cuts Made	Top 3	Top 5	Top 10	Top 25	Low Rd	High Rd	Avg.	To Par	Rds 65 or Better	Rds in 60s	Rds Under Par	Rds at Par	Money	\$ Per Event
Phil Mickelson	Win in 2005	19	74	18	3	3	8	12	65	78	70.89	-4	1	27	32	14	\$2,963,327	\$155,964.57
Cary Middlecoff	T-8th in 1959	5	20	5	0	0	1	4	66	76	71.95	+39	0	4	4	1	\$5,491	\$1,098.20
Mark Mielke	Cut	5	10	0	0	0	0	0	67	80	74.50	+41	0	1	2	0	\$7,900	\$1,580.00
Tony Milam	Cut	1	2	0	0	0	0	0	83	87	85.00	+26	0	0	0	0	\$1,000	\$1,000.00
Eldridge Miles	Cut	2	4	0	0	0	0	0	76	88	80.00	+36	0	0	0	0	\$250	\$125.00
Allen Miller	T-39th in 1984	6	20	4	0	0	0	0	69	83	74.90	+80	0	1	2	2	\$5,490	\$914.99
Bill Miller	Cut	1	2	0	0	0	0	0	81	82	81.50	+21	0	0	0	0	\$0	\$0.00
Johnny Miller	T-11th in 1977	16	51	10	0	0	0	5	67	80	72.82	+107	0	5	9	8	\$29,210	\$1,825.60
Lindy Miller	T-57th in 1991	4	12	2	0	0	0	0	71	82	75.08	+41	0	0	0	3	\$5,488	\$1,371.88
Michael Milon	Cut	1	2	0	0	0	0	0	74	75	74.50	+9	0	0	0	0	\$350	\$350.00
Mike Miles	Cut	1	2	0	0	0	0	0	72	81	76.50	+9	0	0	0	1	\$2,500	\$2,500
Jim Milward	Cut	1	2	0	0	0	0	0	77	78	77.50	+15	0	0	0	0	\$0	\$0.00
Frankie Minoza	WD	1	1	0	0	0	0	0	80	80	80.00	+10	0	0	0	0	\$1,300	\$1,300.00
Bobby Mitchell	T-34th in 1971	8	25	5	0	0	0	0	69	79	74.56	+90	0	1	3	1	\$4,101	\$512.61
Chris Mitchell	Cut	1	2	0	0	0	0	0	73	74	73.50	+3	0	0	0	0	\$1,000	\$1,000.00
Gene Mitchell	T-70th in 1968	1	4	1	0	0	0	0	70	82	76.50	+26	0	0	0	1	\$365	\$365.00
Jeff Mitchell	T-65th in 1982	3	8	1	0	0	0	0	72	82	75.25	+40	0	0	0	0	\$1,926	\$641.83
Kelly Mitchum	Cut	3	6	0	0	0	0	0	71	80	76.17	+33	0	0	1	0	\$6,750	\$2,250.00
Bob Mix	Cut	2	4	0	0	0	0	0	74	85	79.00	+36	0	0	0	0	\$0	\$0.00
Frank Mize	T-67th in 1974	1	4	1	0	0	0	0	72	79	74.75	+19	0	0	0	0	\$321	\$321.43
Larry Mize	T-6th in 1984	16	52	10	0	0	2	6	67	81	72.29	+57	0	8	17	6	\$169,243	\$10,577.68
Lester Moe	Cut	2	4	0	0	0	0	0	75	87	80.50	+42	0	0	0	0	\$0	\$0.00
Ed Moehling	Cut	1	2	0	0	0	0	0	75	76	75.50	+11	0	0	0	0	\$0	\$0.00
Bryce Molder	T-12th in 2010	2	8	2	0	0	0	1	67	74	71.13	+1	0	2	3	2	\$154,650	\$77,325.00
Edoardo Molinari	T-33rd in 2010	2	8	2	0	0	0	0	69	76	72.38	+11	0	1	3	1	\$52,133	\$26,066.67
Francesco Molinari	T-10th in 2009	3	12	3	0	0	1	1	67	75	71.42	+1	0	3	4	1	\$227,767	\$75,922.22
John Molinda	80 in 1971	3	8	1	0	0	0	0	72	83	77.75	+54	0	0	0	1	\$258	\$86.00
Lloyd Monroe	Cut	2	4	0	0	0	0	0	72	77	74.75	+19	0	0	0	0	\$350	\$175.00
Colin Montgomerie	2nd in 1995	19	57	9	1	1	2	3	65	84	72.84	+108	1	9	17	6	\$458,690	\$24,142
Ray Montgomerie	Cut	1	2	0	0	0	0	0	76	76	76.00	+12	0	0	0	0	\$0	\$0.00
Eric Monti	T-20th in 1958	4	14	3	0	0	0	1	71	81	74.00	+54	0	0	0	0	\$1,228	\$307.12
Ralph Montoya	Cut	1	2	0	0	0	0	0	74	76	75.00	+10	0	0	0	0	\$350	\$350.00
Ron Montessoro	Cut	1	2	0	0	0	0	0	78	82	80.00	+20	0	0	0	0	\$0	\$0.00
Orville Moody	T-7th in 1969	6	17	3	0	0	1	1	68	79	72.88	+37	0	1	3	2	\$7,678	\$1,279.72
Jim Mooney	T-54th in 1968	2	6	1	0	0	0	0	73	81	76.33	+36	0	0	0	0	\$415	\$207.50
Bob Moore	Cut	2	4	0	0	0	0	0	74	87	80.00	+40	0	0	0	0	\$0	\$0.00
Horace Moore	T-59th in 1968	5	14	2	0	0	0	0	72	84	76.57	+86	0	0	0	0	\$669	\$133.80
Joe Moore Jr	Cut	2	5	1	0	0	0	0	74	79	75.20	+26	0	0	0	0	\$0	\$0.00
Ossie Moore	Cut	1	2	0	0	0	0	0	76	76	76.00	+10	0	0	0	0	\$1,000	\$1,000.00
Ryan Moore	T-9th in 2006	5	16	3	0	0	1	1	67	79	72.56	+25	0	5	6	3	\$201,050	\$40,210.00
Bill Moran	Cut	3	7	1	0	0	0	0	73	88	78.57	+60	0	0	0	0	\$0	\$0.00
Paul Moran	69th in 1975	2	6	1	0	0	0	0	69	79	75.50	+33	0	1	1	0	\$679	\$339.28
Bob Moreland	Cut	3	6	0	0	0	0	0	75	80	78.00	+44	0	0	0	0	\$1,450	\$483.33
Jay Morelli	Cut	1	2	0	0	0	0	0	79	86	82.50	+21	0	0	0	0	\$250	\$250.00
Joe Moresco	Cut	2	4	0	0	0	0	0	75	79	77.50	+26	0	0	0	0	\$550	\$275.00
Gil Morgan	3rd in 1980 & '90	22	78	17	2	3	4	11	65	79	71.81	+67	1	15	23	11	\$221,078	\$10,048.97
Alan Morin	Cut	4	8	0	0	0	0	0	75	84	78.13	+61	0	0	0	0	\$8,500	\$2,125.00
Al Morley	Cut	4	8	0	0	0	0	0	76	85	80.38	+77	0	0	0	0	\$0	\$0.00
Mike Morley	T-15th in 1976	6	24	6	0	0	0	1	69	80	73.21	+65	0	1	3	2	\$7,222	\$1,203.75
Tony Morosco	Cut	1	2	0	0	0	0	0	75	86	80.50	+21	0	0	0	0	\$250	\$250.00
Bob Morris	Cut	2	4	0	0	0	0	0	78	82	80.50	+42	0	0	0	0	\$0	\$0.00
Kevin Morris	T-73rd in 1985	5	12	1	0	0	0	0	72	84	76.00	+64	0	0	0	0	\$4,700	\$940.00
Wayne Morris	Cut	1	2	0	0	0	0	0	76	76	76.00	+10	0	0	0	0	\$0	\$0.00
Clark Morrow	WD	1	1	0	0	0	0	0	83	83	83.00	+13	0	0	0	0	\$0	\$0.00
John Morse	T-41st in 1996	2	6	1	0	0	0	0	69	74	71.83	+1	0	1	2	2	\$8,575	\$4,287.50
Rick Morton	Cut	2	4	0	0	0	0	0	74	84	78.00	+24	0	0	0	0	\$3,000	\$1,500.00
Stan Mosel	39th in 1963	3	10	2	0	0	0	0	70	78	74.40	+36	0	0	1	1	\$865	\$288.33
Rob Moss	Cut	3	6	0	0	0	0	0	72	78	75.83	+31	0	0	0	0	\$7,000	\$2,333.33
Jerry Mowlds	Cut	2	4	0	0	0	0	0	75	82	77.75	+29	0	0	0	0	\$0	\$0.00
Larry Mowry	T-11th in 1969	2	6	1	0	0	0	1	69	76	72.50	+7	0	2	2	1	\$3,794	\$1,896.87
Mike Moyers	Cut	1	2	0	0	0	0	0	80	82	81.00	+20	0	0	0	0	\$1,200	\$1,200.00
Jodie Mudd	T-32nd in 1991	5	18	4	0	0	0	0	70	85	73.67	+38	0	0	6	0	\$14,162	\$2,832.50
Richard Mullen	Cut	1	2	0	0	0	0	0	76	81	78.50	+17	0	0	0	0	\$0	\$0.00
Moon Mullins	Cut	2	5	1	0	0	0	0	72	79	76.20	+31	0	0	0	0	\$0	\$0.00
Chet Munson	Cut	1	2	0	0	0	0	0	77	80	78.50	+17	0	0	0	0	\$0	\$0.00
Brent Murray	Cut in 1999	1	2	0	0	0	0	0	75	76	75.50	+7	0	0	0	0	\$1,750	\$1,750.00
Bob Murphy	T-2nd in 1970	17	62	14	1	1	1	5	66	80	73.06	+150	0	8	8	10	\$41,264	\$2,427.32
Dan Murphy	Cut	4	8	0	0	0	0	0	78	83	79.50	+70	0	0	0	0	\$1,500	\$375.00
Tom Murphy	Cut	1	2	0	0	0	0	0	74	78	76.00	+12	0	0	0	0	\$0	\$0.00
Reggie Myles	Cut	1	2	0	0	0	0	0	75	84	79.50	+19	0	0	0	0	\$0	\$0.00
Kevin Na	T-10th in 2011	4	14	3	0	0	1	1	67	76	72.07	+13	0	2	5	2	\$226,338	\$56,584.38
Kel Nagle	T-20th in 1965	2	6	1	0	0	0	1	71	77	74.00	+20	0	0	0	1	\$1,450	\$725.00

Player	Best Finish	Years	Rds	Cuts Made	Top 3	Top 5	Top 10	Top 25	Low Rd	High Rd	Avg.	To Par	Rds 65 or Better	Rds in 60s	Rds Under Par	Rds at Par	Money	\$ Per Event
Tommy Nakajima	T-3rd in 1988	12	36	6	1	1	2	3	67	80	72.69	+53	0	7	7	6	\$112,250	\$9,354.16
Tohru Nakamura	T-59th in 1980	1	4	1	0	0	0	0	70	78	74.50	+18	0	0	0	1	\$742	\$742.50
Frank Nastri	Cut	1	2	0	0	0	0	0	79	81	80.00	+20	0	0	0	0	\$0	\$0.00
Jim Nelford	T-55th in 1983	4	12	2	0	0	0	0	71	76	73.25	+31	0	0	0	0	\$4,052	\$1,013.12
Al Nelson	T-59th in 1962	3	8	1	0	0	0	0	70	79	74.88	+39	0	0	0	1	\$400	\$133.33
Dick Nelson	Cut	1	2	0	0	0	0	0	72	81	76.50	+13	0	0	0	0	\$0	\$0.00
John Nelson	Cut	2	4	0	0	0	0	0	73	85	79.75	+33	0	0	0	0	\$2,500	\$1,250.00
Larry Nelson	Win in 1981 & '87	27	80	13	2	2	2	4	66	80	72.94	+155	0	9	17	13	\$267,939	\$9,923.67
Rocky Nelson	Cut	1	2	0	0	0	0	0	81	83	82.00	+22	0	0	0	0	\$303	\$303.00
Dwight Nevil	T-53rd in 1974	6	16	2	0	0	0	0	70	85	76.94	+99	0	0	1	0	\$4,331	\$721.90
Jack Newton	T-20th in 1980	2	8	2	0	0	0	1	71	79	73.13	+21	0	0	0	2	\$3,962	\$1,981.25
Bobby Nichols	Win in 1964	24	84	18	1	1	2	5	64	82	73.43	+232	1	7	10	10	\$42,674	\$1,778.07
Robert Nichols	Cut	2	4	0	0	0	0	0	78	90	83.00	+52	0	0	0	0	\$500	\$250.00
John Nichols Jr	Cut	1	2	0	0	0	0	0	76	81	78.50	+17	0	0	0	0	\$550	\$550.00
Jack Nicklaus	Win in 1963, '71, '73, '75 & '80	37	128	27	12	14	15	23	64	79	71.35	+67	2	41	53	14	\$436,788	\$11,805.08
Mike Nicolette	T-47th in 1983	1	4	1	0	0	0	0	71	74	72.50	+6	0	0	0	1	\$1,730	\$1,730.00
Bob Nieberding	Cut	1	2	0	0	0	0	0	78	80	79.00	+18	0	0	0	0	\$550	\$550.00
Lonnie Nielsen	T-11th in 1986	9	24	3	0	0	0	1	69	81	74.92	+84	0	1	4	1	\$22,081	\$2,453.44
Tom Nieporte	T-5th in 1964	10	34	7	0	1	1	2	68	83	73.74	+111	0	4	4	1	\$7,319	\$731.89
Frank Nobilo	T-8th in 1996	7	24	5	0	0	1	2	66	78	71.75	+24	0	8	9	1	\$99,438	\$14,205.35
Seung-yul Noh	T-28th in 2010	2	8	2	0	0	0	0	68	75	71.38	+3	0	2	3	1	\$68,200	\$34,100.00
Fred Nonnenberg	Cut	1	2	0	0	0	0	0	77	85	81.00	+22	0	0	0	0	\$0	\$0.00
Monte Norcross	Cut	2	5	1	0	0	0	0	74	82	78.00	+40	0	0	0	0	\$0	\$0.00
August Nordone	Cut	2	4	0	0	0	0	0	77	83	80.50	+42	0	0	0	0	\$0	\$0.00
Alexander Noren	T-34th in 2011	1	4	1	0	0	0	0	68	72	70.50	+2	0	1	1	1	\$40,000	\$40,000.00
Greg Norman	2nd in 1986 & '93	22	80	18	2	5	6	12	65	80	71.55	+34	1	22	30	12	\$565,510	\$25,704.99
Tim Norris	T-40th in 1985	3	8	1	0	0	0	0	70	76	73.88	+21	0	0	1	1	\$4,500	\$1,500.00
Andy North	4th in 1975	15	46	8	0	1	1	3	65	79	73.13	+116	1	4	5	5	\$32,860	\$2,190.64
Mike Northern	Cut	3	6	0	0	0	0	0	74	79	77.17	+39	0	0	0	0	\$6,500	\$2,166.67
Tony Novitsky	Cut	2	4	0	0	0	0	0	79	83	80.50	+38	0	0	0	0	\$0	\$0.00
Rod Nuckolls	Cut	1	2	0	0	0	0	0	74	77	75.50	+11	0	0	0	0	\$1,200	\$1,200.00
Gifford Nutbrown	Cut	2	4	0	0	0	0	0	76	81	78.50	+28	0	0	0	0	\$0	\$0.00
Patrick O'Brien	Cut	1	2	0	0	0	0	0	76	77	76.50	+13	0	0	0	0	\$1,200	\$1,200.00
John O'Donnell	59th in 1960	1	4	1	0	0	0	0	71	82	76.25	+25	0	0	0	0	\$200	\$200.00
Mac O'Grady	T-43rd in 1987	5	12	1	0	0	0	0	70	84	75.58	+49	0	0	3	0	\$7,050	\$1,410.00
Sean O'Hair	T-12th in 2006	7	26	6	0	0	0	1	68	82	72.69	+50	0	2	4	5	\$238,918	\$34,131.12
Jim O'Hern	T-55th in 1970	9	22	2	0	0	0	0	73	83	77.36	+150	0	0	0	0	\$2,036	\$226.22
Nick O'Hern	T-31st in 2004	6	16	2	0	0	0	0	68	76	72.94	+35	0	1	2	0	\$58,236	\$9,705.95
Dennis O'Leary	Cut	1	2	0	0	0	0	0	75	86	80.50	+21	0	0	0	0	\$0	\$0.00
John O'Leary	Cut	1	2	0	0	0	0	0	75	77	76.00	+12	0	0	0	0	\$2,500	\$2,500.00
Dave O'Liphant	Cut	1	2	0	0	0	0	0	83	87	85.00	+26	0	0	0	0	\$250	\$250.00
Peter O'Malley	Cut	3	6	0	0	0	0	0	73	79	74.83	+17	0	0	0	0	\$5,750	\$1,916.67
Mark O'Meara	T-4th in 1998	22	68	12	0	1	3	7	63	82	72.50	90	2	13	22	9	\$362,167	\$16,462.13
Pete Oakley	Cut	6	12	0	0	0	0	0	71	83	75.67	+58	0	0	0	1	\$6,700	\$1,116.66
Arron Oberholser	T-4th in 2007	4	14	3	0	1	1	2	68	75	70.86	Even	0	4	8	1	\$462,000	\$115,500.00
Koumei Oda	Cut in 2010	1	2	0	0	0	0	0	74	78	76.00	+8	0	0	0	0	\$2,500	\$2,500.00
Bill Ogden	T-49th in 1959	10	25	4	0	0	0	0	69	85	75.72	+139	0	1	1	0	\$440	\$440.00
Joe Ogilvie	T-17th in 2005	4	14	3	0	0	0	1	68	77	72.07	+13	0	3	5	2	\$109,910	\$27,477.50
Geoff Ogilvy	T-6th in 2005 & '07	9	32	7	0	0	3	4	68	78	71.66	+25	0	10	12	3	\$748,652	\$83,183.53
Brett Ogle	Cut	3	6	0	0	0	0	0	71	77	73.83	+19	0	0	0	1	\$3,600	\$1,200.00
David Ogrin	T-36th in 1996	6	20	4	0	0	0	0	68	80	73.05	+41	0	1	4	1	\$29,490	\$4,915.00
Keith Ohr	Cut in 2010	1	2	0	0	0	0	0	78	81	79.50	+15	0	0	0	0	\$2,500	\$2,500.00
Jose Maria Olazabal	T-4th in 2000	20	60	10	0	1	2	3	63	80	73.07	+122	1	9	11	9	\$378,944	\$18,947.19
Andy Oldcorn	T-44th in 2001	1	4	1	0	0	0	0	67	74	70.25	+1	0	2	2	0	\$14,250	\$14,250.00
Ed Oliver	T-8th in 1958	2	8	2	0	0	1	2	69	75	71.50	+12	0	2	2	1	\$2,550	\$1,275.00
Dan Olsen	Cut	1	2	0	0	0	0	0	77	78	77.50	+15	0	0	0	0	\$2,500	\$2,500.00
Peter Oosterhuis	T-22nd in 1982	8	26	5	0	0	0	1	66	78	73.19	+71	0	1	1	2	\$11,543	\$1,442.85
Louis Oosthuizen	73rd in 2008	4	10	1	0	0	0	0	71	81	75.20	+44	0	0	1	1	\$21,200	\$5,300.00
Gary Orr	Cut	2	4	0	0	0	0	0	70	77	72.75	+7	0	0	1	1	\$4,000	\$2,000.00
Jack Ortman	Cut	2	4	0	0	0	0	0	74	81	77.50	+26	0	0	0	0	\$0	\$0.00
Rick Osberg	Cut	3	6	0	0	0	0	0	73	79	76.17	+27	0	0	0	0	\$3,000	\$1,000.00
Gary Ostrega	Cut	3	6	0	0	0	0	0	72	84	77.50	+39	0	0	0	0	\$3,200	\$1,066.66
Wayne Otis	62nd in 1959	1	4	1	0	0	0	0	73	79	75.00	+20	0	0	0	0	\$200	\$200.00
Hennie Otto	Cut	1	2	0	0	0	0	0	76	76	76.00	+12	0	0	0	0	\$2,500	\$2,500.00
Scott Oulds	Cut	1	2	0	0	0	0	0	79	85	82.00	+20	0	0	0	0	\$1,000	\$1,000.00
Jay Overton	T-17th in 1988	11	26	2	0	0	0	1	66	84	75.12	+109	0	3	3	0	\$23,825	\$2,165.91
Jeff Overton	T-32nd in 2009	3	10	2	0	0	0	0	71	79	73.60	+20	0	0	2	1	\$56,788	\$18,929.17
Greg Owen	T-47th in 2005	4	10	1	0	0	0	0	68	80	73.10	+23	0	2	3	1	\$21,620	\$5,405.21
Joe Ozaki	T-28th in 1992	11	32	5	0	0	0	0	65	81	73.53	+77	1	5	6	1	\$45,653	\$4,150.31
Jumbo Ozaki	T-47th in 1994	7	22	4	0	0	0	0	68	80	74.09	+66	0	3	4	0	\$23,308	\$3,329.64
Roy Pace	T-63rd in 1974	1	4	1	0	0	0	0	71	76	74.25	+17	0	0	0	0	\$321	\$321.43
Harold Paddock	Cut	3	6	0	0	0	0	0	77	84	80.50	+63	0	0	0	0	\$0	\$0.00

Player	Best Finish	Years	Rds	Cuts Made	Top 3	Top 5	Top 10	Top 25	Low Rd	High Rd	Avg.	To Par	Rds 65 or Better	Rds in 60s	Rds Under Par	Rds at Par	Money	\$ Per Event
Don Padgett	T-43rd in 1976	7	22	4	0	0	0	0	70	81	74.09	+80	0	0	1	1	\$6,312	\$901.64
John Paesani	Cut	2	4	0	0	0	0	0	78	85	80.25	+39	0	0	0	0	\$2,300	\$1,150.00
Arnold Palmer	T-2nd in 1964, '68 & '70	37	121	24	3	4	6	13	67	83	73.50	+342	0	13	18	7	\$88,144	\$2,382.27
Donald Palmer	Cut	3	6	0	0	0	0	0	74	81	77.17	+43	0	0	0	0	\$0	\$0.00
Johnny Palmer	Cut	1	3	1	0	0	0	0	73	80	76.33	+19	0	0	0	0	\$0	\$0.00
Ryan Palmer	T-19th in 2011	5	18	4	0	0	0	1	68	76	71.89	+14	0	2	4	4	\$151,752	\$30,350.36
Rod Pampling	T-14th in 2003	7	20	3	0	0	0	1	66	81	73.30	+50	0	2	4	2	\$141,550	\$20,221
Brenden Pappas	Cut in 2004	1	2	0	0	0	0	0	74	74	74.00	4	0	0	0	0	\$2,000	\$2,000.00
Mike Parco	Cut	2	3	0	0	0	0	0	75	81	78.33	+25	0	0	0	0	\$0	\$0.00
Troy Pare	Cut in 2010	1	2	0	0	0	0	0	73	74	73.50	+3	0	0	0	0	\$2,500	\$2,500.00
Billy Parker	Cut	2	4	0	0	0	0	0	78	78	78.00	+32	0	0	0	0	\$0	\$0.00
Jesper Parnevik	T-5th in 1996	13	42	8	0	1	2	4	67	82	71.79	+35	0	9	16	6	\$372,289	\$£28,637.64
Craig Parry	T-19th in 1994	14	42	7	0	0	0	1	68	80	73.52	+98	0	2	8	7	\$69,317	\$4,951.20
Jimmy Paschal	Cut	1	2	0	0	0	0	0	75	76	75.50	+11	0	0	0	0	\$350	\$350.00
Benny Passons	Cut	6	12	0	0	0	0	0	74	85	77.92	+81	0	0	0	0	\$5,850	\$975.00
Andy Pataky	Cut	2	4	0	0	0	0	0	82	86	83.75	+55	0	0	0	0	\$0	\$0.00
Jerry Pate	2nd in 1978	12	40	8	1	4	6	8	66	79	71.53	+37	0	12	15	4	\$90,331	\$7,527.60
Steve Pate	T-7th in 1991	13	50	12	0	0	2	2	68	83	72.76	+70	0	5	16	8	\$188,538	\$14,502.92
Carl Paulson	Cut	2	4	0	0	0	0	0	72	79	74.25	+13	0	0	0	0	\$4,000	\$2,000.00
Dennis Paulson	T-58th in 2000	3	8	1	0	0	0	0	70	77	72.88	+11	0	0	2	1	\$14,000	\$4,666.67
Guy Paulsen	Cut	1	2	0	0	0	0	0	77	79	78.00	+16	0	0	0	0	\$0	\$0.00
Mike Pavella	Cut	3	6	0	0	0	0	0	76	81	77.33	+42	0	0	0	0	\$0	\$0.00
Corey Pavin	2nd in 1994	21	70	14	1	1	3	9	66	80	72.64	+93	0	10	21	11	\$483,552	\$23,026
Bob Payne	T-62nd in 1977	2	6	1	0	0	0	0	73	79	76.00	+26	0	0	0	0	\$791	\$395.54
Richard Payne	Cut	1	2	0	0	0	0	0	80	87	83.50	+23	0	0	0	0	\$0	\$0.00
Dick Pearce	Cut	1	2	0	0	0	0	0	78	86	82.00	+22	0	0	0	0	\$0	\$0.00
Eddie Pearce	T-32nd in 1974	2	8	2	0	0	0	0	69	79	73.25	+26	0	1	1	1	\$1,689	\$844.28
Chris Peddicord	Cut	1	2	0	0	0	0	0	73	77	75.00	+8	0	0	0	0	\$1,200	\$1,200.00
Calvin Peete	T-3rd in 1982	9	33	8	1	2	2	3	66	76	71.33	+18	0	10	13	3	\$81,699	\$9,077.62
Bill Pelham	Cut	1	2	0	0	0	0	0	78	81	79.50	+19	0	0	0	0	\$500	\$500.00
Sam Penecale	T-57th in 1961	5	12	1	0	0	0	0	72	81	76.42	+73	0	0	0	0	\$225	\$45.00
David Peoples	T-57th in 1990	4	14	3	0	0	0	0	71	79	74.91	+13	0	0	1	0	\$9,238	\$2,309.38
Pat Perez	T-6th in 2005	6	20	4	0	0	1	2	67	85	73.40	+52	0	4	5	1	\$313,525	\$52,254
Craig Perks	T-29th in 2002	1	4	1	0	0	0	0	71	76	73.25	+5	0	0	1	1	\$33,500	\$33,500.00
Tom Pernice, Jr.	T-23rd in 2005	9	26	4	0	0	0	1	69	80	72.54	+46	0	5	7	3	\$130,410	\$14,490.05
Chris Perry	T-10th in 1999	8	30	7	0	0	1	2	67	78	72.67	+40	0	3	9	2	\$137,925	\$17,240.63
Harold Perry	83rd in 1992	1	4	1	0	0	0	0	74	79	76.25	+21	0	0	0	0	\$2,175	\$2,175.00
Kenny Perry	2nd in 1996	20	73	17	1	1	3	6	66	79	72.08	+68	0	14	23	12	\$743,068	\$37,153
Peter Persons	Cut	1	2	0	0	0	0	0	73	75	74.00	+4	0	0	0	0	\$1,000	\$1,000.00
Jim Petersen	Cut	2	4	0	0	0	0	0	76	83	79.50	+34	0	0	0	0	\$0	\$0.00
Randy Peterson	Cut	1	2	0	0	0	0	0	79	80	79.50	+17	0	0	0	0	\$1,200	\$1,200.00
Jim Petralia	Cut	1	2	0	0	0	0	0	80	91	85.50	+27	0	0	0	0	\$1,000	\$1,000.00
Tim Petrovic	Cut	5	10	0	0	0	0	0	68	84	76.10	+49	0	1	1	1	\$11,000	\$2,200
Carl Pettersson	T-24th in 2010	7	20	3	0	0	0	1	70	77	73.45	+41	0	0	5	2	\$99,020	\$14,146
Mark Pfeil	T-22nd in 1982	4	16	4	0	0	0	1	67	78	72.38	+30	0	2	5	1	\$9,546	\$2,386.50
Billy Phillips	Cut	1	2	0	0	0	0	0	75	78	76.50	+13	0	0	0	0	\$0	\$0.00
Bobby Phillips	Cut	1	2	0	0	0	0	0	75	78	76.50	+13	0	0	0	0	\$350	\$350.00
Dave Philo	Cut	2	4	0	0	0	0	0	75	82	77.50	+28	0	0	0	0	\$650	\$325.00
Ron Philo	Cut in 1976	1	2	0	0	0	0	0	78	83	80.50	21	0	0	0	0	\$250	\$250.00
Ron Philo, Jr.	T-66th in 2005	7	16	1	0	0	0	0	71	82	75.75	+80	0	0	0	0	\$22,800	\$£3,257.14
Henry Picard	T-32nd in 1960	2	6	1	0	0	0	0	73	81	75.33	+30	0	0	0	0	\$247	\$123.57
Jim Picard	69th in 1968	3	8	1	0	0	0	0	70	79	76.25	+44	0	0	0	1	\$918	\$306.00
Scott Piercy	T-26th in 2011	1	4	1	0	0	0	0	68	71	70.25	+1	0	1	1	0	\$51,062	\$51,062.50
Drew Pierson	Cut	1	2	0	0	0	0	0	80	80	80.00	+18	0	0	0	0	\$0	\$0.00
Manuelo Pinero	Cut	1	2	0	0	0	0	0	73	76	74.50	+7	0	0	0	0	\$1,000	\$1,000.00
Jerry Pisano	T-40th in 1963	3	8	1	0	0	0	0	69	82	75.50	+40	0	1	1	0	\$410	\$136.66
Jerry Pittman	T-33rd in 1967	5	16	3	0	0	0	0	69	79	73.94	+49	0	1	2	2	\$2,491	\$498.14
Bob Placido	Cut	1	2	0	0	0	0	0	81	85	83.00	+26	0	0	0	0	\$0	\$0.00
Gary Player	Win in 1962 & '72	23	88	21	5	6	8	12	63	78	71.65	+95	3	13	17	16	\$193,398	\$8,408.62
Dick Plummer	Cut	3	6	0	0	0	0	0	76	84	78.83	+51	0	0	0	0	\$0	\$0.00
Carl Poche	Cut	1	2	0	0	0	0	0	79	80	79.50	+17	0	0	0	0	\$1,000	\$1,000.00
Mike Podolski	Cut	1	2	0	0	0	0	0	79	80	79.50	+17	0	0	0	0	\$0	\$0.00
Dan Pohl	3rd in 1981	9	36	9	1	1	3	6	67	79	71.47	+13	0	9	17	5	\$107,272	\$11,919.13
D.A. Points	T-10th in 2011	2	8	2	0	0	1	2	67	72	70.13	-7	0	2	5	1	\$298,050	\$149,025.00
Willie Polumbo	Cut	2	4	0	0	0	0	0	79	80	79.75	+39	0	0	0	0	\$0	\$0.00
Ewing Pomeroy	63rd in 1958	1	4	1	0	0	0	0	74	82	77.50	+30	0	0	0	0	\$100	\$100.00
Don Pooley	T-5th in 1987	15	56	13	0	1	2	5	68	80	72.52	+81	0	4	11	13	\$119,843	\$7,989.56
Bob Popp	Cut	4	7	0	0	0	0	0	73	82	78.71	+55	0	0	0	0	\$0	\$0.00
Bill Porter	Withdrew	1	1	0	0	0	0	0	86	86	86.00	+14	0	0	0	0	\$000	\$0.00
Joe Porter	29th in 1976	2	8	2	0	0	0	0	70	76	73.13	+25	0	0	0	1	\$1,871	\$935.71
Paul Porter	Cut	1	2	0	0	0	0	0	76	77	76.50	+13	0	0	0	0	\$0	\$0.00
Scott Porter	Cut	1	2	0	0	0	0	0	72	80	76.00	+12	0	0	0	0	\$2,000	\$2,000.00

Player	Best Finish	Years	Rds	Cuts Made	Top 3	Top 5	Top 10	Top 25	Low Rd	High Rd	Avg.	To Par	Rds 65 or Better	Rds in 60s	Rds Under Par	Rds at Par	Money	\$ Per Event
Bob Post	Cut	1	2	0	0	0	0	0	76	76	76.00	+12	0	0	0	0	\$250	\$250.00
Johnny Pott	T-5th in 1961	11	34	7	0	1	1	3	67	79	73.12	+88	0	2	4	3	\$7,816	\$710.53
Ian Poulter	T-9th in 2006	10	37	8	0	0	1	3	68	79	72.14	+49	0	4	9	7	\$423,393	\$42,339.33
Leon Pounders	Cut	1	2	0	0	0	0	0	77	81	79.00	+18	0	0	0	0	\$0	\$0.00
Jimmy Powell	T-33rd in 1975	7	18	2	0	0	0	0	68	78	74.78	+78	0	1	1	0	\$1,548	\$221.14
Mickey Powell	Cut	1	2	0	0	0	0	0	78	78	78.00	+12	0	0	0	0	\$0	\$0.00
Greg Powers	T-26th in 1978	3	10	2	0	0	0	0	70	75	72.50	+21	0	0	2	2	\$5,250	\$1,750.00
George Preisinger	Cut	1	2	0	0	0	0	0	79	84	81.50	+21	0	0	0	0	\$0	\$0.00
Charles Prentice	Cut	1	2	0	0	0	0	0	74	78	76.00	+10	0	0	0	0	\$0	\$0.00
Nick Price	Winner in 1992 & '94	20	72	16	2	5	7	9	65	81	71.46	+19	3	14	28	14	\$1,042,698	\$52,134.92
Phillip Price	T-59th in 2001	5	12	1	0	0	0	0	68	83	74.42	41	0	2	2	2	\$18,650	\$3,730.00
Dicky Pride	T-73rd in 1994	1	4	1	0	0	0	0	69	80	74.25	+17	0	1	1	0	\$2,462	\$2,462.50
Art Proctor	Cut	3	5	0	0	0	0	0	75	77	76.20	+29	0	0	0	0	\$303	\$101.00
Dean Prowse	Cut	1	2	0	0	0	0	0	78	79	78.50	+17	0	0	0	0	\$2,000	\$2,000.00
Dillard Pruitt	T-33rd in 1992	3	12	3	0	0	0	0	69	76	72.67	+16	0	1	2	1	\$12,612	\$4,204.16
Ted Purdy	T-10th in 2005	4	10	1	0	0	1	1	66	76	72.70	+19	0	2	2	1	\$138,550	\$34,637.50
Paul Purtzer	Cut	1	2	0	0	0	0	0	73	76	74.50	+9	0	0	0	0	\$350	\$350.00
Tom Purtzer	T-16th in 1982	16	48	8	0	0	0	3	68	81	73.44	+107	0	4	8	4	\$46,546	\$2,909.14
Randy Quick	Cut	1	2	0	0	0	0	0	75	78	76.50	+13	0	0	0	0	\$0	\$0.00
Brett Quigley	T-37th in 2004	6	16	2	0	0	0	0	67	78	72.94	+31	0	3	3	1	\$47,088	\$7,848
Dana Quigley	T-41st in 1980	6	14	1	0	0	0	0	72	80	75.50	+63	0	0	0	0	\$6,700	\$1,116.66
Jeff Quinney	Cut	1	2	0	0	0	0	0	74	78	76.00	+12	0	0	0	0	\$2,500	\$2,500.00
Alvaro Quiros	T-24th in 2009	3	8	1	0	0	0	1	69	77	73.13	+13	0	2	2	0	\$58,112	\$19,370.83
Sammy Rachels	T-45th in 1990	3	8	1	0	0	0	0	71	76	74.25	+20	0	0	0	1	\$5,900	\$1,966.66
Norman Rack	Cut	1	2	0	0	0	0	0	79	87	83.00	+26	0	0	0	0	\$0	\$0.00
Ronan Rafferty	Cut	1	2	0	0	0	0	0	75	81	78.00	+12	0	0	0	0	\$1,000	\$1,000.00
Dave Ragan	2nd in 1963	8	30	7	1	1	2	3	67	80	72.70	+73	0	5	7	1	\$12,454	\$1,556.77
Ross Randall	Cut	2	4	0	0	0	0	0	77	83	80.00	+38	0	0	0	0	\$1,650	\$825.00
Jyoti Randhawa	WD	1	0	0	0	0	0	0					0	0	0	0	\$0	\$0.00
Sam Randolph	Cut	1	2	0	0	0	0	0	73	75	74.00	+6	0	0	0	0	\$1,000	\$1,000.00
Pat Rea	T-64th in 1968	3	7	1	0	0	0	0	73	80	76.00	+40	0	0	0	0	\$615	\$205.00
Alex Redl	Cut	1	2	0	0	0	0	0	74	81	77.50	+15	0	0	0	0	\$0	\$0.00
Alex Redmond	Cut	1	2	0	0	0	0	0	75	77	76.00	+8	0	0	0	0	\$0	\$0.00
Barry Redmond	Cut	1	2	0	0	0	0	0	75	77	76.00	+12	0	0	0	0	\$1,200	\$1,200.00
John Reeves	T-80th in 1996	2	6	1	0	0	0	0	68	79	73.83	+13	0	1	2	0	\$4,762	\$2,381.25
Dean Refram	72nd in 1979	5	12	1	0	0	0	0	69	79	75.67	+66	0	1	1	0	\$1,250	\$250.00
Victor Regalado	T-10th in 1984	9	28	5	0	0	1	1	69	80	73.71	+88	0	3	5	4	\$19,127	\$2,125.21
Mike Reid	T-2nd in 1989	14	50	11	1	1	2	3	66	79	73.14	+97	0	5	11	8	\$128,094	\$9,149.55
Steve Reid	T-26th in 1968	3	12	3	0	0	0	0	71	76	73.08	+29	0	0	0	2	\$2,392	\$797.50
Ronnie Reif	Cut	2	4	0	0	0	0	0	77	79	77.50	+30	0	0	0	0	\$0	\$0.00
Bob Reith	Cut	5	10	0	0	0	0	0	72	83	77.40	+70	0	0	0	0	\$0	\$0.00
Ron Reitz	Cut	1	2	0	0	0	0	0	71	88	79.50	+15	0	0	1	0	\$0	\$0.00
Jean-Francois Remesy	T-17th in 2004	2	6	1	0	0	0	1	70	77	72.17	+5	0	0	2	2	\$78,857	\$39,428.57
Jack Renner	T-12th in 1979	8	24	4	0	0	0	1	66	80	73.00	+56	0	2	2	5	\$12,203	\$1,525.37
Johnny Revolta	Cut	1	2	0	0	0	0	0	77	78	77.50	+15	0	0	0	0	\$0	\$0.00
Sam Reynolds	Cut	4	9	1	0	0	0	0	70	83	76.00	+52	0	0	0	1	\$0	\$0.00
Dick Rhyan	T-20th in 1968	5	14	2	0	0	0	2	68	79	73.86	+46	0	1	1	0	\$2,630	\$526.00
Steven Richardson	T-5th in 1991	2	8	2	0	1	1	1	66	78	71.88	+3	0	2	3	2	\$63,688	\$31,843.75
Sonny Ridenhour	Cut	1	2	0	0	0	0	0	74	78	76.00	+12	0	0	0	0	\$0	\$0.00
Skee Riegel	T-40th in 1958	6	19	4	0	0	0	0	71	80	75.26	+88	0	0	0	1	\$770	\$128.33
Pat Rielly	Cut	1	2	0	0	0	0	0	78	82	80.00	+16	0	0	0	0	\$0	\$0.00
Chris Riley	3rd in 2002	6	22	5	1	2	2	2	66	78	71.55	+10	0	5	9	3	\$690,673	\$115,112.29
James Riggs	75th in 1966	4	10	1	0	0	0	0	70	82	77.80	+72	0	0	0	1	\$300	\$75.00
Larry Ringer	71st in 1977	2	6	1	0	0	0	0	74	85	77.83	+39	0	0	0	0	\$838	\$419.04
Larry Rinker	T-59th in 1984	4	10	1	0	0	0	0	69	78	74.20	+28	0	1	1	0	\$3,965	\$991.16
Lee Rinker	T-29th in 1998	7	22	4	0	0	0	0	70	81	73.32	+49	0	0	1	5	\$34,900	\$4,986
Steve Rintoul	Cut	1	2	0	0	0	0	0	67	77	72.00	+2	0	1	1	0	\$1,200	\$1,200.00
Tommy Ritter	Cut	1	2	0	0	0	0	0	73	81	77.00	+14	0	0	0	0	\$0	\$0.00
Loren Roberts	T-5th in 1990	17	58	12	0	1	3	4	67	77	72.02	+51	0	9	17	12	\$420,312	\$24,724.24
Tom Robertson	Cut	1	2	0	0	0	0	0	74	77	75.50	+9	0	0	0	0	\$1,000	\$1,000.00
Bill Robinson	Cut	2	4	0	0	0	0	0	75	83	78.25	+33	0	0	0	0	\$0	\$0.00
Gary Robinson	Cut	5	10	0	0	0	0	0	71	83	77.10	+61	0	0	1	0	\$4,200	\$840.00
Gary Robison	Cut	2	4	0	0	0	0	0	75	79	76.75	+23	0	0	0	0	\$2,400	\$1,200.00
Costantino Rocca	T-17th in 1995	5	16	3	0	0	0	1	68	79	72.31	+25	0	5	6	3	\$37,292	\$7,458.33
Phil Rodgers	T-7th in 1972	9	29	6	0	0	1	1	68	79	74.07	+96	0	2	4	1	\$8,352	\$928.02
Chi-Chi Rodriguez	T-15th in 1969	12	41	9	0	0	0	4	69	83	73.59	+123	0	2	3	2	\$11,633	\$969.44
Melvin Roe	Cut	1	2	0	0	0	0	0	75	79	77.00	+14	0	0	0	0	\$0	\$0.00
Bill Rogers	T-8th in 1980	7	24	5	0	0	1	1	66	81	72.54	+51	0	1	1	2	\$18,112	\$2,587.50
John Rollins	T-24th in 2009	7	20	3	0	0	0	1	68	78	72.90	+42	0	2	2	1	\$101,662	\$14,523.21
Kevin Roman	Cut	1	2	0	0	0	0	0	81	87	84.00	+24	0	0	0	0	\$2,500	\$2,500.00
Walter Romans	Cut	6	14	2	0	0	0	0	73	83	76.36	+85	0	0	0	0	\$0	\$0.00
Andres Romero	T-7th in 2008	5	14	2	0	0	1	1	65	81	72.86	+32	1	3	4	1	\$260,000	\$52,000.00

Player	Best Finish	Years	Rds	Cuts Made	Top 3	Top 5	Top 10	Top 25	Low Rd	High Rd	Avg.	To Par	Rds 65 or Better	Rds in 60s	Rds Under Par	Rds at Par	Money	\$ Per Event
Eduardo Romero	T-20th in 1993	12	34	5	0	0	0	1	67	84	73.56	83	0	2	4	5	\$66,250	\$5,520.83
Bob Rosburg	Win in 1959	16	55	12	1	1	2	4	66	82	73.80	+185	0	4	6	3	\$17,720	\$1,107.47
Clarence Rose	T-53rd in 1986 & '89	8	20	2	0	0	0	0	71	81	74.75	+69	0	0	1	2	\$10,530	\$1,316.30
Justin Rose	T-9th in 2008	9	26	4	0	0	1	3	67	78	72.73	+43	0	3	5	2	\$375,388	\$41,709.81
Bob Ross	T-57th in 1962	3	8	1	0	0	0	0	72	79	75.25	+38	0	0	0	0	\$222	\$74.16
Charles Rotar	Cut	2	4	0	0	0	0	0	73	84	78.50	+32	0	0	0	0	\$0	\$0.00
Jeff Roth	Cut	5	10	0	0	0	0	0	69	82	76.50	51	0	1	1	0	\$6,500	\$1,300.00
John Rouse	Cut	1	2	0	0	0	0	0	75	81	78.00	+16	0	0	0	0	\$0	\$0.00
Sonny Rouse	60th in 1960	2	6	1	0	0	0	0	74	82	77.17	+43	0	0	0	0	\$200	\$100.00
Melvin Rowe	Cut	1	2	0	0	0	0	0	76	80	78.00	+14	0	0	0	0	\$0	\$0.00
Hugh Royer	T-48th in 1970	3	10	2	0	0	0	0	71	79	74.70	+39	0	0	1	0	\$678	\$226.00
Ed Rubis	T-66th in 1966	4	10	2	0	0	0	0	72	88	76.70	+64	0	0	0	0	\$300	\$75.00
Jim Rudolph	Cut	2	4	0	0	0	0	0	76	88	81.50	+44	0	0	0	0	\$0	\$0.00
Mason Rudolph	T-3rd in 1973	14	54	13	1	2	3	8	66	81	72.54	+107	0	8	10	7	\$31,135	\$2,223.91
Micah Rudosky	Cut	1	2	0	0	0	0	0	76	83	79.50	+19	0	0	0	0	\$2,500	\$2,500.00
John Ruedi	Cut	2	4	0	0	0	0	0	75	82	79.25	+33	0	0	0	0	\$0	\$0.00
Jack Rule	T-39th in 1964	2	6	1	0	0	0	0	71	78	73.67	+22	0	0	0	0	\$526	\$263.25
Dave Rummells	5th in 1989	5	16	3	0	1	2	2	64	79	72.50	+14	1	5	5	1	\$86,200	\$17,240.00
Paul Runyan	Cut	4	6	0	0	0	0	0	74	88	82.00	+69	0	0	0	0	\$0	\$0.00
Paul Ryiz	Cut	1	2	0	0	0	0	0	84	84	84.00	+24	0	0	0	0	\$1,000	\$1,000.00
Rory Sabbatini	T-39th in 2008	12	36	6	0	0	0	0	67	81	74.39	+126	0	3	6	1	\$104,650	\$8,720.83
Ed Sabo	Cut	2	4	0	0	0	0	0	72	78	76.25	+19	0	0	0	1	\$3,200	\$1,600.00
Gus Salerno	T-59th in 1958	2	6	1	0	0	0	0	74	79	76.50	+39	0	0	0	0	\$100	\$50.00
Gene Samborsky	Cut	1	2	0	0	0	0	0	76	79	77.50	+11	0	0	0	0	\$250	\$250.00
Mike San Filippo	Cut	6	12	0	0	0	0	0	71	85	78.67	+86	0	0	0	1	\$6,200	\$1,033.33
Jarmo Sandelin	T-24th in 2000	2	6	1	0	0	0	1	68	77	71.83	-1	0	2	2	2	\$42,750	\$21,375.00
Bill Sander	Cut	1	2	0	0	0	0	0	75	80	77.50	+11	0	0	0	0	\$1,000	\$1,000.00
Doug Sanders	T-2nd in 1959	14	52	12	3	3	6	9	66	79	72.00	+82	0	12	14	4	\$31,501	\$2,250.03
Harold Sanderson	Cut	1	2	0	0	0	0	0	81	85	83.00	+26	0	0	0	0	\$0	\$0.00
Tom Sanderson	Cut	1	2	0	0	0	0	0	79	82	80.50	+21	0	0	0	0	\$0	\$0.00
Cesar Sanudo	T-46th in 1971	1	4	1	0	0	0	0	72	77	73.75	+7	0	0	0	1	\$348	\$348.00
Gene Sarazen	Cut	4	7	0	0	0	0	0	73	81	77.43	+48	0	0	0	0	\$0	\$0.00
Steve Satterstrom	Cut	1	2	0	0	0	0	0	76	79	77.50	+13	0	0	0	0	\$303	\$303.00
Gene Sauers	T-2nd in 1992	10	34	7	1	1	1	3	67	81	72.50	+39	0	9	14	2	\$140,105	\$14,010.50
Reggie Sauger	Cut	2	4	0	0	0	0	0	78	85	82.00	+48	0	0	0	0	\$0	\$0.00
Steve Savel	Cut	1	2	0	0	0	0	0	83	84	83.50	+27	0	0	0	0	\$0	\$0.00
Chuck Scally	71st in 1972	6	15	1	0	0	0	0	73	84	77.27	+103	0	0	0	0	\$833	\$138.83
Ken Schall	Cut	7	14	0	0	0	0	0	74	81	76.71	+78	0	0	0	0	\$10,550	\$1,507.14
Herman Scharlau	T-63rd in 1963	5	13	2	0	0	0	0	70	79	75.85	+70	0	0	0	1	\$230	\$46.00
Tom Scherrer	WD in 2000	1	1	0	0	0	0	0	77	77	77.00	+5	0	0	0	0	\$2,000	\$2,000.00
Brad Schiefelbein	Cut	1	2	0	0	0	0	0	77	79	78.00	+12	0	0	0	0	\$0	\$0.00
John Schlee	T-4th in 1976	7	28	7	0	1	2	3	67	77	72.61	+53	0	4	5	4	\$20,105	\$2,872.12
Ted Schleichter	Cut	1	2	0	0	0	0	0	77	78	77.50	+15	0	0	0	0	\$0	\$0.00
Mike Schlueter	Cut	4	8	0	0	0	0	0	71	82	76.25	+44	0	0	0	0	\$1,750	\$437.50
Phil Schmitt	Cut	1	2	0	0	0	0	0	68	79	73.50	+7	0	1	1	0	\$2,500	\$2,500.00
Jason Schmuhl	Cut in 2010	1	2	0	0	0	0	0	74	82	78.00	+12	0	0	0	0	\$2,500	\$2,500.00
Ernie Schneter	Cut	2	4	0	0	0	0	0	75	80	77.25	+29	0	0	0	0	\$0	\$0.00
George Schneider	Cut	6	14	2	0	0	0	0	73	81	76.50	+85	0	0	0	0	\$0	\$0.00
Steve Schneider	T-40th in 2005	11	24	1	0	0	0	0	70	86	75.58	+110	0	0	0	2	\$41,900	\$3,809.09
Curt Schnell	Cut	1	2	0	0	0	0	0	82	84	83.00	+22	0	0	0	0	\$1,000	\$1,000.00
Emil Schodeller	Cut	1	2	0	0	0	0	0	78	82	80.00	+20	0	0	0	0	\$0	\$0.00
Robert Schoener	T-70th in 1968	2	6	1	0	0	0	0	70	79	76.50	+37	0	0	0	1	\$365	\$182.50
John Schroeder	T-12th in 1978	6	20	4	0	0	0	4	68	79	72.85	+37	0	3	5	2	\$13,400	\$2,233.41
Mike Schuchart	Cut	4	8	0	0	0	0	0	74	84	78.88	61	0	0	0	0	\$6,200	\$1,550.00
Rick Schuller	T-44th in 2001	2	6	1	0	0	0	0	68	80	73.33	+20	0	1	1	1	\$16,250	\$8,125.00
Alan Schulte	Cut	2	4	0	0	0	0	0	75	77	75.75	+15	0	0	0	0	\$4,250	\$2,125.00
Gerald Schultheis	Cut	1	2	0	0	0	0	0	73	78	75.50	+11	0	0	0	0	\$0	\$0.00
Ted Schulz	T-69th in 1992	4	10	1	0	0	0	0	71	78	74.40	+28	0	0	0	2	\$5,488	\$1,371.87
Bill Schumaker	Cut	3	6	0	0	0	0	0	74	82	76.67	+32	0	0	0	0	\$2,250	\$750.00
Jim Schuman	Cut	1	2	0	0	0	0	0	71	79	75.00	+10	0	0	0	0	\$1,500	\$1,500.00
Pat Schwab	T-47th in 1962	8	24	4	0	0	0	0	71	81	75.25	+108	0	0	0	0	\$1,449	\$181.17
Charl Schwartzel	T-12th in 2011	6	20	4	0	0	0	2	66	77	72.50	+30	0	2	4	4	\$259,632	\$43,271.92
Cary Sciorra	Cut	1	2	0	0	0	0	0	76	82	79.00	+18	0	0	0	0	\$2,000	\$2,000.00
Emil Scodeller	Cut	2	4	0	0	0	0	0	74	83	78.75	+33	0	0	0	0	\$0	\$0.00
Paul Scodeller	Cut	1	2	0	0	0	0	0	74	83	78.50	+15	0	0	0	0	\$0	\$0.00
Adam Scott	T-3rd in 2006	11	38	8	1	1	3	6	67	82	71.71	+29	0	10	16	5	\$1,035,917	\$94,174.24
Jimmy Scott	Cut	2	4	0	0	0	0	0	76	81	78.50	+34	0	0	0	0	\$0	\$0.00
Don Sechrest	Cut	1	2	0	0	0	0	0	75	76	75.50	+11	0	0	0	0	\$0	\$0.00
Jim Seeley	Cut	1	2	0	0	0	0	0	70	82	76.00	+12	0	0	0	1	\$0	\$0.00
Paul Segerlund	Cut	1	2	0	0	0	0	0	72	81	76.50	+13	0	0	0	0	\$0	\$0.00
Matt Seitz	Cut	1	2	0	0	0	0	0	81	83	82.00	+24	0	0	0	0	\$2,500	\$2,500.00
Jack Sellman	T-13th in 1963	2	6	1	0	0	0	1	68	81	74.00	+20	0	1	2	0	\$1,550	\$775.00

Player	Best Finish	Years	Rds	Cuts Made	Top 3	Top 5	Top 10	Top 25	Low Rd	High Rd	Avg.	To Par	Rds 65 or Better	Rds in 60s	Rds Under Par	Rds at Par	Money	\$ Per Event
Jack Seltzer	Cut	5	10	0	0	0	0	0	71	82	76.40	+52	0	0	0	1	\$4,500	\$900.00
John Senden	T-4th in 2007	6	18	3	0	1	1	2	68	77	72.00	+24	0	4	5	2	\$420,964	\$70,160.71
Peter Senior	T-44th in 1995	8	28	6	0	0	0	0	68	81	72.96	+51	0	4	6	4	\$22,140	\$2,767.50
John Serafin	Cut	1	2	0	0	0	0	0	78	79	78.50	+17	0	0	0	0	\$0	\$0.00
Craig Shankland	Cut	4	8	0	0	0	0	0	75	80	78.13	+59	0	0	0	0	\$0	\$0.00
Bob Shave	T-49th in 1966	1	4	1	0	0	0	0	71	78	74.50	+18	0	0	0	0	\$436	\$436.12
Bob Shaw	T-20th in 1972	1	4	1	0	0	0	1	72	74	72.50	+10	0	0	0	0	\$2,385	\$2,385.00
Tom Shaw	T-21st in 1969	5	16	3	0	0	0	1	69	82	73.69	+51	0	3	3	0	\$3,118	\$623.57
Bob Shearer	T-26th in 1978	3	9	2	0	0	0	0	67	79	73.00	+19	0	1	1	1	\$5,088	\$1,695.83
Butch Sheehan	Cut	1	2	0	0	0	0	0	74	82	78.00	+16	0	0	0	0	\$2,500	\$2,500.00
Patrick Sheehan	T-40th in 2005	2	8	2	0	0	0	0	70	75	72.00	+8	0	0	2	0	\$36,960	\$18,480.00
Mark Sheftic	Cut	2	4	0	0	0	0	0	76	82	78.75	+27	0	0	0	0	\$5,000	\$2,500
Jim Shelton	Cut	1	2	0	0	0	0	0	74	78	76.00	+12	0	0	0	0	\$0	\$0.00
Charles Sheppard	Cut	2	4	0	0	0	0	0	76	78	77.00	+28	0	0	0	0	\$0	\$0.00
Brad Sherfy	Cut	4	8	0	0	0	0	0	74	82	77.38	+49	0	0	0	0	\$5,400	\$1,350.00
Gene Shields	Cut	1	2	0	0	0	0	0	74	80	77.00	+12	0	0	0	0	\$0	\$0.00
Robert Shields	Cut	2	4	0	0	0	0	0	74	80	77.25	+27	0	0	0	0	\$0	\$0.00
Don Shock	Cut	3	7	1	0	0	0	0	70	84	77.43	+52	0	0	0	1	\$0	\$0.00
Dick Shoemaker	T-29th in 1958	2	8	2	0	0	0	0	70	79	74.63	+37	0	0	0	1	\$535	\$267.50
Wes Short, Jr.	Cut	1	2	0	0	0	0	0	72	74	73.00	+2	0	0	0	1	\$2,250	\$2,250.00
George Shortridge	Cut	5	10	0	0	0	0	0	74	81	77.30	+71	0	0	0	0	\$850	\$170.00
Denny Shute	T-44th in 1959	11	25	2	0	0	0	0	70	91	79.28	+224	0	0	0	1	\$200	\$18.18
Tom Sieckmann	T-52nd in 1991	2	6	1	0	0	0	0	68	76	73.17	+9	0	1	1	0	\$3,725	\$1,862.50
Charles Sifford	T-33rd in 1965	6	18	3	0	0	0	0	71	85	75.78	+94	0	0	0	1	\$2,374	\$395.66
Dan Sikes	T-3rd in 1967	11	44	11	1	1	3	7	68	77	72.23	+66	0	4	7	7	\$32,750	\$2,977.24
R.H. Sikes	T-13th in 1965	6	20	4	0	0	0	2	71	79	73.55	+51	0	0	2	5	\$6,318	\$1,053.00
Tony Sills	T-16th in 1986	4	12	2	0	0	0	1	69	81	74.08	+31	0	1	1	1	\$12,100	\$3,025.00
Art Silvestrome	Cut	3	6	0	0	0	0	0	74	83	77.50	+41	0	0	0	0	\$550	\$183.33
Michael Sim	T-51st in 2009	2	6	1	0	0	0	0	70	76	73.50	+9	0	0	2	0	\$18,760	\$9,380
Jim Simons	T-5th in 1982	9	28	5	0	1	1	2	67	77	72.82	+61	0	6	6	1	\$23,874	\$2,652.63
Scott Simpson	T-6th in 1984 & '93	17	56	11	0	0	3	4	64	81	72.50	+78	1	7	14	7	\$110,594	\$6,505.53
Tim Simpson	T-8th in 1990	11	32	5	0	0	1	2	69	81	73.28	+59	0	1	8	2	\$56,704	\$5,154.95
Webb Simpson	Cut	1	2	0	0	0	0	0	74	75	74.50	+9	0	0	0	0	\$2,500	\$2,500.00
Alex Sinclair	Cut	5	12	2	0	0	0	0	74	85	77.92	+93	0	0	0	0	\$0	\$0.00
Joey Sindelar	T-10th in 1997	16	52	10	0	0	1	2	67	80	73.04	+85	0	3	10	7	\$156,323	\$9,770.24
Jeev M. Singh	T-9th in 2008	3	10	2	0	0	1	1	68	78	73.40	+26	0	1	1	1	\$193,275	\$64,425
Vijay Singh	Win in 1998 & 2004	20	66	13	2	4	6	8	63	79	71.64	+42	1	20	25	9	\$2,366,428	\$118,321.40
Patrik Sjoland	Cut in 1998 & '99	2	4	0	0	0	0	0	74	79	77.00	+24	0	0	0	0	\$3,250	\$1,625.00
T.R. Slichter	T-63rd in 1965	4	10	1	0	0	0	0	71	79	76.70	+61	0	0	0	1	\$300	\$75.00
Heath Slocum	22nd in 2002	8	26	5	0	0	0	2	67	80	72.27	+31	0	4	6	4	\$208,604	\$26,075.52
Jack Slocum	Cut	1	2	0	0	0	0	0	79	83	81.00	+18	0	0	0	0	\$1,000	\$1,000.00
Jeff Sluman	Win in 1988	22	76	16	1	1	2	7	65	79	72.28	+77	1	13	21	13	\$410,904	\$18,677.46
Sonny Skinner	Cut	2	4	0	0	0	0	0	73	78	76.00	+20	0	0	0	0	\$5,000	\$2,500
Tom Smack	Cut	1	2	0	0	0	0	0	77	80	78.50	+17	0	0	0	0	\$0	\$0.00
David Smail	T-67th in 2009	1	4	1	0	0	0	0	73	76	74.75	+11	0	0	0	0	\$14,050	\$14,050
Mike Small	T-69th in 2007 & '11	7	20	3	0	0	0	0	68	80	74.40	+72	0	1	1	3	\$49,200	\$7,028.57
Al Smith	Cut	1	2	0	0	0	0	0	78	82	80.00	+20	0	0	0	0	\$0	\$0.00
Bob-E Smith	T-20th in 1971	7	23	5	0	0	0	2	69	79	73.57	+64	0	1	3	1	\$6,584	\$940.55
Bob-L Smith	Cut	1	2	0	0	0	0	0	73	82	77.50	+13	0	0	0	0	\$1,000	\$1,000.00
Bruce Smith	Cut	2	4	0	0	0	0	0	75	81	77.50	+22	0	0	0	0	\$4,500	\$2,250
Charles Smith	Cut	1	3	1	0	0	0	0	74	81	76.67	+20	0	0	0	0	\$0	\$0.00
Chris Smith	T-29th in 2001	2	8	2	0	0	0	0	68	78	72.11	+9	0	2	2	1	\$41,180	\$20,590.18
David-G Smith	Cut	4	7	0	0	0	0	0	76	85	79.86	+65	0	0	0	0	\$500	\$125.00
Dick Smith	Cut	5	10	0	0	0	0	0	72	82	77.50	+69	0	0	0	0	\$953	\$190.60
George Smith	Cut	1	2	0	0	0	0	0	73	79	76.00	+12	0	0	0	0	\$0	\$0.00
Mike Smith	76th in 1985	1	4	1	0	0	0	0	71	83	76.25	+21	0	0	0	1	\$1,500	\$1,500.00
Robert Smith	Cut	1	2	0	0	0	0	0	76	79	77.50	+15	0	0	0	0	\$0	\$0.00
Steve Smith	Cut	1	2	0	0	0	0	0	79	84	81.50	+21	0	0	0	0	\$303	\$303.00
Stuart L. Smith	Cut	1	2	0	0	0	0	0	72	81	76.50	+13	0	0	0	0	\$2,500	\$2,500.00
Tal Smith	Cut	1	2	0	0	0	0	0	76	78	77.00	+14	0	0	0	0	\$0	\$0.00
Taylor Smith	T-53rd in 1997	1	4	1	0	0	0	0	71	74	72.50	+10	0	0	0	0	\$5,280	\$5,280.00
Todd-M. Smith	T-66th in 1994	5	14	2	0	0	0	0	69	79	74.50	+53	0	1	2	0	\$9,550	\$1,910.00
Wes Smith	Cut	1	2	0	0	0	0	0	72	78	75.00	+10	0	0	0	0	\$1,200	\$1,200.00
Steve Smitha	Cut	1	2	0	0	0	0	0	74	83	78.50	+17	0	0	0	0	\$1,200	\$1,200.00
Ronald Smoak	T-73rd in 1979	1	4	1	0	0	0	0	72	79	75.75	+23	0	0	0	0	\$500	\$500.00
J.C. Snead	T-3rd in 1973	15	48	9	1	1	1	6	67	81	73.33	+130	0	4	6	8	\$35,695	\$2,379.68
Sam Snead	T-3rd in 1958, '60 & '74	21	74	17	3	4	8	10	67	82	72.26	+135	0	10	15	11	\$54,698	\$2,604.66
Brandt Snedeker	T-18th in 2007	5	16	3	0	0	0	2	67	76	72.31	+25	0	2	3	1	\$169,533	\$33,906.67
Ed Sneed	T-28th in 1979	11	42	10	0	0	0	0	67	80	73.71	+136	0	2	3	3	\$10,013	\$910.27
Ansel Snow	Cut	1	2	0	0	0	0	0	74	76	75.00	+10	0	0	0	0	\$0	\$0.00
Jim Sobb	Cut	3	6	0	0	0	0	0	72	83	77.50	+37	0	0	0	0	\$3,200	\$1,066.66
Jeff Sorenson	Cut	1	2	0	0	0	0	0	75	83	79.00	+18	0	0	0	0	\$2,500	\$2,500.00

Player	Best Finish	Years	Rds	Cuts Made	Top 3	Top 5	Top 10	Top 25	Low Rd	High Rd	Avg.	To Par	Rds 65 or Better	Rds in 60s	Rds Under Par	Rds at Par	Money	\$ Per Event
Jack Sommers	Cut	3	6	0	0	0	0	0	74	79	76.67	+38	0	0	0	0	\$2,000	\$666.66
Mike Souchak	T-5th in 1959	13	48	11	0	1	2	7	67	79	72.60	+105	0	5	9	1	\$13,613	\$1,047.18
Bob Sowards	Cut	5	10	0	0	0	0	0	69	81	76.00	+56	0	1	1	0	\$9,800	\$1,960.00
Don Spears	T-52nd in 1964	1	4	1	0	0	0	0	71	76	73.00	+12	0	0	0	0	\$319	\$318.75
James Speer	Cut	1	2	0	0	0	0	0	87	88	87.50	+33	0	0	0	0	\$0	\$0.00
Bob Spence	Cut	2	4	0	0	0	0	0	74	78	76.50	+24	0	0	0	0	\$0	\$0.00
Scott Spence	Cut	2	4	0	0	0	0	0	74	80	78.00	+28	0	0	0	0	\$3,750	\$1,875.00
John Spencer	Cut	1	2	0	0	0	0	0	74	79	76.50	+13	0	0	0	0	\$0	\$0.00
Dave Spengler	Cut	1	2	0	0	0	0	0	80	81	80.50	+21	0	0	0	0	\$2,000	\$2,000.00
Wynsol Spencer	Cut	1	2	0	0	0	0	0	70	83	76.50	+11	0	0	1	0	\$0	\$0.00
Bill Sporre	T-37th in 1968	2	6	1	0	0	0	0	70	81	75.17	+27	0	0	0	1	\$686	\$343.12
Steve Spray	T-78 in 1971	6	14	1	0	0	0	0	73	82	76.14	+72	0	0	0	0	\$2,411	\$401.83
Marshall Springer	61st in 1961	1	4	1	0	0	0	0	71	80	75.50	+22	0	0	0	0	\$225	\$225.00
Mike Springer	T-55th in 1994	3	8	1	0	0	0	0	66	77	72.25	+14	0	2	3	0	\$5,558	\$1,852.77
W.A. Stackhouse	Cut	1	2	0	0	0	0	0	77	77	77.00	+14	0	0	0	0	\$0	\$0.00
Craig Stadler	6th in 1978	23	82	18	0	0	4	9	64	81	72.21	+95	1	16	21	10	\$237,470	\$10,324.78
Kevin Stadler	Cut in 2010	1	2	0	0	0	0	0	72	74	73.00	+2	0	0	0	1	\$2,500	\$2,500
Tom Stafaci	Cut	1	2	0	0	0	0	0	76	77	76.50	+13	0	0	0	0	\$0	\$0.00
Roland Stafford	71st in 1967	5	14	2	0	0	0	0	74	83	76.57	+76	0	0	0	0	\$600	\$120.00
Tim Stafford	Cut	1	2	0	0	0	0	0	75	77	76.00	+10	0	0	0	0	\$1,200	\$1,200.00
James Stamps	T-55th in 1967	4	12	2	0	0	0	0	72	79	75.17	+52	0	0	0	0	\$612	\$152.87
Mike Standly	T-61st in 1993	2	6	1	0	0	0	0	68	78	73.50	+17	0	1	1	1	\$4,100	\$2,050.00
Paul Stankowski	T-41st in 2000	6	20	4	0	0	0	0	67	79	72.70	+36	0	3	5	3	\$39,350	\$6,558.33
Bob Stanton	T-22nd in 1970	4	14	3	0	0	0	1	71	78	73.57	+42	0	0	0	1	\$2,879	\$719.81
Scott Stallings	Cut	1	2	0	0	0	0	0	73	74	73.50	+7	0	0	0	0	\$2,500	\$2,500.00
Chris Starkjohann	Cut	3	6	0	0	0	0	0	71	79	75.67	+28	0	0	0	1	\$5,700	\$1,900
Al Starr	Cut	1	2	0	0	0	0	0	80	86	83.00	+24	0	0	0	0	\$0	\$0.00
Larry Startzel	Cut	2	4	0	0	0	0	0	75	81	78.00	+28	0	0	0	0	\$600	\$300.00
William Staskewicz	Cut	1	2	0	0	0	0	0	82	82	82.00	+24	0	0	0	0	\$0	\$0.00
Stan Staszowski	Cut	3	6	0	0	0	0	0	74	86	79.00	+52	0	0	0	0	\$0	\$0.00
Kent Stauffer	Cut	3	6	0	0	0	0	0	74	87	78.50	+23	0	0	0	0	\$4,500	\$1,500.00
Ken Stear	Cut	1	2	0	0	0	0	0	75	78	76.50	+13	0	0	0	0	\$0	\$0.00
Brendan Steele	T-19th in 2011	1	4	1	0	0	0	1	66	77	70.00	+0	0	3	3	0	\$81,214	\$81,214.28
Jerry Steelsmith	T-48th in 1970	4	13	3	0	0	0	0	72	79	74.85	+59	0	0	0	0	\$1,113	\$278.25
Doug Steffen	Cut	1	2	0	0	0	0	0	78	81	79.50	+15	0	0	0	0	\$1,000	\$1,000.00
Scott Steger	Cut	1	2	0	0	0	0	0	74	81	77.50	+15	0	0	0	0	\$1,200	\$1,200.00
Al Stein	Cut	1	2	0	0	0	0	0	82	86	84.00	+28	0	0	0	0	\$0	\$0.00
Rich Steinmetz	Cut	2	4	0	0	0	0	0	75	81	78.25	+29	0	0	0	0	\$4,500	\$2,250
Ron Stelten	Cut	3	6	0	0	0	0	0	77	86	80.00	+52	0	0	0	0	\$5,250	\$1,750.00
Craig Stevens	Cut	3	6	0	0	0	0	0	73	82	76.50	+35	0	0	0	0	\$6,500	\$2,166.67
Henrik Stenson	T-4th in 2008	6	20	4	0	1	2	3	67	80	72.00	+20	0	5	6	2	\$698,496	\$116,416
Kevin Streelman	T-62nd in 2011	2	6	1	0	0	0	0	71	82	74.67	+24	0	0	0	0	\$18,250	\$9,125.00
Richard Sterne	WD	2	3	0	0	0	0	0	72	76	73.67	+7	2	0	0	1	\$2,500	\$1,250
Earl Stewart	T-26th in 1967	3	10	2	0	0	0	0	70	77	73.30	+19	0	0	3	2	\$1,709	\$569.52
Payne Stewart	Winner in 1989	18	64	14	1	2	4	8	66	80	72.13	+58	0	10	23	6	\$399,574	\$22,198.54
Ray Stewart	T-26th in 1990	1	4	1	0	0	0	0	73	75	74.00	+8	0	0	0	0	\$8,650	\$8,650.00
Wheeler Stewart	Cut	3	6	0	0	0	0	0	76	80	77.33	+34	0	0	0	0	\$3,000	\$1,000.00
Ken Still	T-38th in 1967	6	20	4	0	0	0	0	71	78	74.70	+72	0	0	1	1	\$2,034	\$339.08
Andre Stolz	Cut	1	2	0	0	0	0	0	75	83	79.00	+18	0	0	0	0	\$2,000	\$2,000.00
Dave Stockton	Win in 1970 & '76	24	82	17	2	2	2	5	66	81	72.99	+175	0	10	14	10	\$117,633	\$4,901.37
Waddy Stokes	Cut	1	2	0	0	0	0	0	71	78	74.50	+9	0	0	0	0	\$350	\$350.00
John Stone	Cut	1	2	0	0	0	0	0	75	75	75.00	+10	0	0	0	0	\$1,300	\$1,300.00
Robert Stone	T-44th in 1967	4	16	4	0	0	0	0	71	79	74.06	+49	0	0	0	1	\$1,714	\$428.60
Tom Strafaci	Cut	1	3	1	0	0	0	0	75	80	77.00	+21	0	0	0	0	\$0	\$0.00
Graeme Storm	T-62nd in 2007	1	4	1	0	0	0	0	65	78	73.25	+13	1	1	1	0	\$13,650	\$13,650.00
Dick Stranahan	T-35th in 1959	6	16	2	0	0	0	0	70	83	76.19	+95	0	0	0	1	\$400	\$66.66
Frank Stranahan	T-17th in 1962	7	24	5	0	0	0	1	69	79	74.13	+95	0	2	2	1	\$1,912	\$273.09
Curtis Strange	T-2nd in 1989	23	69	12	1	2	3	6	66	85	73.04	-11	0	11	17	6	\$220,743	\$9,597.52
Scott Strange	Cut	1	2	0	0	0	0	0	73	78	75.50	+11	0	0	0	0	\$2,500	\$2,500.00
Austin Straub	T-65th in 1979	1	4	1	0	0	0	0	70	79	73.50	+14	0	0	0	1	\$515	\$515.00
Ron Streck	4th in 1979	7	26	6	0	1	1	2	68	82	73.00	+66	0	5	6	2	\$29,291	\$4,184.42
Don Street	Cut	1	2	0	0	0	0	0	77	82	79.50	+19	0	0	0	0	\$0	\$0.00
Steve Stricker	2nd in 1998	14	46	9	1	1	2	6	63	80	71.52	+26	3	15	17	9	\$883,507	\$63,107.61
Lenny Stroup	Cut	1	2	0	0	0	0	0	79	82	80.50	+21	0	0	0	0	\$0	\$0.00
Sven Struver	Cut in 1999	1	2	0	0	0	0	0	71	76	73.50	+3	0	0	1	0	\$1,750	\$1,750.00
Glenn Stuart	Cut	7	15	1	0	0	0	0	71	82	77.40	+103	0	0	0	0	\$0	\$0.00
Art Stuhler	Cut	1	2	0	0	0	0	0	80	87	83.50	+27	0	0	0	0	\$0	\$0.00
Hank Stukart	Cut	2	4	0	0	0	0	0	81	83	81.75	+45	0	0	0	0	\$250	\$125.00
Grant Sturgeon	T-76th in 2009	1	4	1	0	0	0	0	71	80	75.75	+15	0	0	1	0	\$13,300	\$13,300
Bob Stupple	Cut	1	2	0	0	0	0	0	76	81	78.50	+17	0	0	0	0	\$0	\$0.00
Buddy Sullivan	T-51st in 1960	5	12	1	0	0	0	0	73	82	76.75	+79	0	0	0	0	\$200	\$40.00
Chip Sullivan	T-31st in 2004	5	12	1	0	0	0	0	71	83	75.50	+50	0	0	2	2	\$43,500	\$8,700

Player	Best Finish	Years	Rds	Cuts Made	Top 3	Top 5	Top 10	Top 25	Low Rd	High Rd	Avg.	To Par	Rds 65 or Better	Rds in 60s	Rds Under Par	Rds at Par	Money	\$ Per Event
Mike Sullivan	T-12th in 1989	11	38	8	0	0	0	1	66	82	73.24	+81	0	3	5	4	\$37,849	\$3,440.81
Vince Sullivan	T-49th in 1965	1	4	1	0	0	0	0	72	79	74.50	+14	0	0	0	0	\$467	\$466.67
Bruce Summerhays	77th in 1981	4	10	1	0	0	0	0	73	84	77.40	+68	0	0	0	0	\$1,653	\$413.25
David Sutherland	70th in 1998	1	4	1	0	0	0	0	68	77	73.75	+15	0	1	1	0	\$5,550	\$5,550.00
Kevin Sutherland	T-9th in 2007	13	42	8	0	0	1	2	68	78	73.10	+98	0	3	4	5	\$348,936	\$26,841
Hal Sutton	Winner in 1983	24	82	17	1	1	3	4	64	81	72.76	+138	2	14	20	7	\$298,861	\$12,452.54
John Suveges	Cut	2	4	0	0	0	0	0	75	81	78.50	+32	0	0	0	0	\$0	\$0.00
Tim Sweborg	Cut	1	2	0	0	0	0	0	81	85	83.00	+26	0	0	0	0	\$0	\$0.00
Robert Swift	Cut	1	2	0	0	0	0	0	78	79	78.50	+17	0	0	0	0	\$0	\$0.00
Milan Swilor	Cut in 1991 & '99	2	4	0	0	0	0	0	77	78	78.75	+27	0	0	0	0	\$2,750	\$1,375.00
Tom Talkington	T-33rd in 1958	2	6	1	0	0	0	0	73	77	74.83	+29	0	0	0	0	\$220	\$110.00
Hidemichi Tanaka	T-55th in 2004	4	12	2	0	0	0	0	71	80	75.00	40	0	0	2	2	\$25,900	\$6,475.00
Hideto Tanihara	T-55th in 2006	1	4	1	0	0	0	0	70	78	73.00	+4	0	0	2	0	\$14,320	\$14,320.00
Toru Taniguchi	Cut	6	12	0	0	0	0	0	72	82	76.50	+74	0	0	0	0	\$13,000	\$2,166.67
Alan Tapie	T-20th in 1980	3	10	2	0	0	0	2	65	77	72.80	+26	1	2	2	1	\$6,653	\$2,217.66
Phil Tataurangi	T-61st in 2003	1	4	1	0	0	0	0	71	78	74.50	+18	0	0	0	0	\$12,000	\$12,000.00
Tom Tatum	Cut	1	2	0	0	0	0	0	81	83	82.00	+20	0	0	0	0	\$1,000	\$1,000.00
Bret Taylor	Cut	1	2	0	0	0	0	0	82	83	82.50	+25	0	0	0	0	\$1,300	\$1,300.00
J.D. Taylor	Cut	4	9	1	0	0	0	0	73	81	77.33	+60	0	0	0	0	\$0	\$0.00
Joe Taylor	Cut	2	5	1	0	0	0	0	75	76	75.80	+29	0	0	0	0	\$0	\$0.00
Joel Taylor	Cut	1	2	0	0	0	0	0	76	81	78.50	+17	0	0	0	0	\$0	\$0.00
Mike Taylor	Cut	1	2	0	0	0	0	0	73	79	76.00	+8	0	0	0	0	\$1,300	\$1,300.00
Steve Taylor	Cut	2	4	0	0	0	0	0	76	78	76.75	+23	0	0	0	0	\$500	\$250.00
Vaughn Taylor	T-28th in 2005	5	12	1	0	0	0	0	69	78	73.33	+32	0	2	3	0	\$51,250	\$10,250
Glenn Teal	73rd in 1967	1	4	1	0	0	0	0	74	80	77.00	+20	0	0	0	0	\$300	\$300.00
Werner Teichmann	Cut	1	2	0	0	0	0	0	80	80	80.00	+20	0	0	0	0	\$0	\$0.00
Brian Tennyson	T-26th in 1990	3	10	2	0	0	0	0	69	83	74.00	+20	0	1	4	1	\$17,186	\$5,728.57
David Tentis	68th in 2002	4	10	1	0	0	0	0	72	78	76.40	+52	0	0	0	1	\$16,500	\$4,125.00
Ed Terasa	Cut	5	10	0	0	0	0	0	72	79	76.60	+54	0	0	0	0	\$7,000	\$1,400.00
David Tentis	68th in 2002	3	6	1	0	0	0	0	72	80	76.67	28	0	0	0	1	\$12,500	\$6,250.00
Dave Tentis	Cut	1	2	0	0	0	0	0	76	79	77.50	+15	0	0	0	0	\$2,000	\$2,000.00
Ron Terry	Cut	1	2	0	0	0	0	0	74	74	74.00	+8	0	0	0	0	\$350	\$350.00
Taichi Teshima	Cut	1	2	0	0	0	0	0	74	77	75.50	+7	0	0	0	0	\$2,000	\$2,000.00
Doug Tewell	T-9th in 1983	12	44	10	0	0	2	5	64	81	72.41	+62	1	7	10	8	\$57,588	\$4,798.99
Joseph Thacker	Cut	1	2	0	0	0	0	0	78	79	78.50	+17	0	0	0	0	\$0	\$0.00
Tim Thelen	Cut	9	18	0	0	0	0	0	71	85	76.28	+97	0	0	1	0	\$19,250	\$2,139
Stan Thirsk	T-37th in 1966	10	30	5	0	0	0	0	68	82	75.80	+158	0	1	1	1	\$2,217	\$221.65
Craig Thomas	Cut	4	8	0	0	0	0	0	70	80	75.50	+32	0	0	1	0	\$8,750	\$2,188
Emery Thomas	Cut	1	2	0	0	0	0	0	74	78	76.00	+12	0	0	0	0	\$0	\$0.00
George Thomas	Cut	1	2	0	0	0	0	0	74	82	78.00	+16	0	0	0	0	\$0	\$0.00
Paul Thomas	Cut	2	5	1	0	0	0	0	72	80	76.60	+33	0	0	0	0	\$0	\$0.00
Barney Thompson	Cut	1	2	0	0	0	0	0	74	78	76.00	+12	0	0	0	0	\$550	\$550.00
Gene Thompson	Cut	2	4	0	0	0	0	0	74	81	77.50	+30	0	0	0	0	\$0	\$0.00
Jimmy Thompson	Cut	3	7	1	0	0	0	0	73	80	77.00	+49	0	0	0	0	\$0	\$0.00
Kim Thompson	Cut	4	8	0	0	0	0	0	76	87	79.11	+23	0	0	0	0	\$5,750	\$1,437.50
Leonard Thompson	T-10th in 1975	14	54	13	0	0	1	5	66	81	72.65	+105	0	8	12	3	\$33,152	\$2,367.97
Nicholas Thompson	T-24th in 2008	1	4	1	0	0	0	1	71	73	72.25	+9	0	0	0	0	\$57,000	\$57,000.00
Robert Thompson	Cut	3	6	0	0	0	0	0	73	79	76.17	29	0	0	0	0	\$5,500	\$1,833.33
Rocky Thompson	T-62nd in 1979	2	6	1	0	0	0	0	72	77	74.17	+23	0	0	0	0	\$535	\$267.50
Clyde Thomsen	Cut	1	2	0	0	0	0	0	80	82	81.00	+20	0	0	0	0	\$0	\$0.00
Jeff Thomsen	Cut	2	4	0	0	0	0	0	76	78	76.75	+23	0	0	0	0	\$2,500	\$1,250.00
David Thore	Cut	1	2	0	0	0	0	0	70	78	74.00	+6	0	0	1	0	\$1,000	\$1,000.00
Jim Thorpe	T-7th in 1986	8	26	5	0	0	1	2	67	83	72.88	+51	0	3	3	2	\$35,695	\$4,461.87
George Tiddy	Cut	1	2	0	0	0	0	0	79	80	79.50	+17	0	0	0	0	\$0	\$0.00
Dave Tinsley	Cut	1	2	0	0	0	0	0	72	80	76.00	+12	0	0	0	0	\$0	\$0.00
Cosimo Tiso	Cut	1	2	0	0	0	0	0	78	81	79.50	+19	0	0	0	0	\$0	\$0.00
Dennis Tiziani	T-51st in 1976	1	4	1	0	0	0	0	68	77	73.75	+15	0	1	1	0	\$450	\$450.00
Tommy Tolles	T-3rd in 1996	4	12	2	1	1	1	2	66	80	71.75	+9	0	4	6	1	\$178,585	\$44,587.50
Larry Tomasino	Cut	1	2	0	0	0	0	0	76	77	76.50	+13	0	0	0	0	\$0	\$0.00
David Toms	Win in 2001	15	52	11	1	2	3	6	65	77	71.50	+30	3	14	17	6	\$1,826,586	\$121,772.41
Sam Torrance	T-23rd in 1995	6	18	3	0	0	0	1	69	82	72.89	+36	0	5	6	2	\$35,633	\$5,938.89
Gene Torres	T-72nd in 1972	2	6	1	0	0	0	0	70	80	76.83	+39	0	0	0	1	\$303	\$151.50
Felice Torza	T-35th in 1958	4	10	1	0	0	0	0	69	82	75.80	+58	0	1	1	0	\$162	\$40.50
Bob Toski	T-20th in 1958	4	12	2	0	0	0	1	70	82	74.83	+50	0	0	1	2	\$996	\$249.00
Chris Toulson	Cut in 1997 & '99	2	4	0	0	0	0	0	74	79	76.50	+22	0	0	0	0	\$3,050	\$1,525.00
Ken Towns	T-75th in 1971	5	12	1	0	0	0	0	74	83	76.92	+73	0	0	0	0	\$258	\$51.60
D.J. Trahan	T-31st in 2008	5	14	2	0	0	0	0	71	79	73.93	+43	0	0	0	2	\$60,625	\$12,125.00
John Traub	Cut	2	4	0	0	0	0	0	77	92	82.25	+45	0	0	0	0	\$1,550	\$775.00
Henry Trepsas	Cut	1	2	0	0	0	0	0	74	80	77.00	+12	0	0	0	0	\$0	\$0.00
Lee Trevino	Winner in 1974 & '84	20	72	16	3	3	5	12	65	80	71.76	+69	1	17	24	7	\$306,500	\$15,325.01
Kirk Triplett	T-10th in 2001	14	41	7	0	0	1	4	66	82	72.71	+65	0	7	12	7	\$278,205	\$19,871.79
Cameron Tringale	Cut	1	2	0	0	0	0	0	72	74	73.00	+6	0	0	0	0	\$2,500	\$2,500.00

Player	Best Finish	Years	Rds	Cuts Made	Top 3	Top 5	Top 10	Top 25	Low Rd	High Rd	Avg.	To Par	Rds 65 or Better	Rds in 60s	Rds Under Par	Rds at Par	Money	\$ Per Event
Gary Trivisonno	Cut	3	6	0	0	0	0	0	71	77	75.00	+22	0	0	0	1	\$3,400	\$1,133.33
Odell Trueblood	Cut	2	3	0	0	0	0	0	76	78	76.67	+16	0	0	0	0	\$0	\$0.00
Ted Tryba	T-31st in 1999	6	16	2	0	0	0	0	70	79	73.38	+36	0	0	3	4	\$31,875	\$5,312.50
Chris Tucker	Missed cut 5 times	5	10	0	0	0	0	0	71	82	76.30	+51	0	0	1	0	\$6,850	\$1,370.00
Jerry Tucker	Cut	2	4	0	0	0	0	0	75	78	76.50	+20	0	0	0	0	\$2,200	\$1,100.00
Woodrow Tucker	Cut	1	2	0	0	0	0	0	80	87	83.50	+27	0	0	0	0	\$0	\$0.00
Dick Turner	T-69th in 1963	2	6	1	0	0	0	0	72	78	75.67	+30	0	0	0	0	\$200	\$100.00
Greg Turner	T-16th in 1999	3	8	1	0	0	0	1	69	80	74.13	+21	0	1	2	0	\$52,100	\$17,366.67
Jim Turnesa	T-32nd in 1960	11	30	4	0	0	0	0	72	81	75.47	+156	0	0	0	0	\$909	\$82.59
Marc Turnesa	Cut	1	2	0	0	0	0	0	73	76	74.50	+5	0	0	0	0	\$2,500	\$2,500.00
Russell Tuveson	Cut	2	4	0	0	0	0	0	77	84	81.50	+44	0	0	0	0	\$0	\$0.00
Bob Tway	Winner in 1986	24	76	14	1	1	1	3	64	80	72.95	+136	1	8	20	7	\$344,892	\$14,370
Greg Twiggs	T-22nd in 1993	2	8	2	0	0	0	1	69	75	71.75	+2	0	1	4	0	\$16,790	\$8,395.00
Howard Twitty	T-5th in 1980	13	42	8	0	1	2	3	67	79	72.95	+90	0	5	10	3	\$57,941	\$4,456.97
Eddie Tyree	Cut	1	2	0	0	0	0	0	80	84	82.00	+22	0	0	0	0	\$0	\$0.00
Warner Tyree	Cut	1	2	0	0	0	0	0	76	79	77.50	+15	0	0	0	0	\$0	\$0.00
Tom Ulozas	T-57th in 1976	2	6	1	0	0	0	0	73	80	75.17	+31	0	0	0	0	\$1,000	\$500.00
Wally Ulrich	WD	1	1	0	0	0	0	0	82	82	82.00	+12	0	0	0	0	\$0	\$0.00
Harry Umbinetti	Cut	1	2	0	0	0	0	0	74	81	77.50	+15	0	0	0	0	\$0	\$0.00
Brett Upper	T-36th in 1986	4	12	2	0	0	0	0	71	79	74.42	+37	0	0	0	1	\$7,914	\$1,978.50
Babe Urzetta	Cut	1	3	1	0	0	0	0	75	86	78.67	+26	0	0	0	0	\$0	\$0.00
Sam Urzetta	Cut	5	10	0	0	0	0	0	75	84	78.30	+83	0	0	0	0	\$0	\$0.00
Clyde Usina	Cut	2	5	1	0	0	0	0	75	81	78.00	+40	0	0	0	0	\$0	\$0.00
Stan Utley	T-49th in 1990	2	6	1	0	0	0	0	71	80	75.67	+22	0	0	1	1	\$3,866	\$1,932.81
Tommy Valentine	T-11th in 1981	3	12	3	0	0	0	1	66	82	72.83	+34	0	2	2	2	\$8,765	\$2,921.66
Jean Van De Velde	T-26th in 1999	2	8	2	0	0	0	0	69	75	71.63	-3	0	1	5	0	\$52,875	\$26,437.50
Bo Van Pelt	T-17th in 2005	6	18	3	0	0	0	1	67	79	72.28	+21	0	2	5	4	\$170,950	\$28,491.67
Brent Veenstra	Cut	1	2	0	0	0	0	0	77	82	79.50	+15	0	0	0	0	\$1,000	\$1,000.00
Jhonattan Vegas	T-51st in 2011	1	4	1	0	0	0	0	68	74	71.50	+6	0	1	1	1	\$17,500	\$17,500.00
Ken Venturi	T-5th in 1959 & '64	9	36	9	0	2	3	6	65	77	72.17	+70	1	5	6	3	\$14,879	\$1,653.26
Maurice Verbrugge	T-60th in 1975	4	10	1	0	0	0	0	68	84	75.80	+56	0	1	1	0	\$679	\$169.64
Steve Veriatio	T-76th in 1992	5	12	1	0	0	0	0	70	82	76.67	+64	0	0	1	0	\$6,325	\$1,265.00
Scott Verplank	T-4th in 2011	18	52	8	0	1	3	3	66	78	72.54	+80	0	8	9	7	\$745,662	\$41,425.66
Rick Vershure	Cut	2	4	0	0	0	0	0	75	81	77.50	+26	0	0	0	0	\$2,000	\$1,000.00
Bob Verwey	T-70th in 1966	1	4	1	0	0	0	0	74	78	75.75	+23	0	0	0	0	\$300	\$300.00
Camilo Villegas	T-4th in 2008	6	20	4	0	1	2	3	67	76	71.65	+13	0	4	8	1	\$612,010	\$102,001.67
Everett Vinzant	Cut	2	4	0	0	0	0	0	77	81	79.50	+36	0	0	0	0	\$0	\$0.00
George Vitense	WD	1	1	0	0	0	0	0	80	80	80.00	+10	0	0	0	0	\$0	\$0.00
Ron Vlosich	Cut	1	2	0	0	0	0	0	74	77	75.50	+7	0	0	0	0	\$1,000	\$1,000.00
Charles Volpone	T-39th in 1974	5	12	1	0	0	0	0	71	84	75.50	+64	0	0	0	0	\$1,317	\$263.44
Ernie Vossler	T-15th in 1961	9	31	7	0	0	0	4	68	79	73.48	+94	0	3	3	2	\$5,572	\$619.16
Roy Vucinich	Cut	2	4	0	0	0	0	0	76	82	78.75	+31	0	0	0	0	\$1,303	\$651.50
Bobby Wadkins	T-7th in 1987	15	49	10	0	0	1	1	67	81	73.67	+133	0	6	8	2	\$46,732	\$3,115.50
Lanny Wadkins	Winner in 1977	28	96	20	5	5	6	10	65	86	72.54	+154	1	18	28	11	\$364,733	\$13,026.18
Fred Wadsworth	Cut	1	2	0	0	0	0	0	76	78	77.00	+10	0	0	0	0	\$1,000	\$1,000.00
Johnson Wagner	T-51st in 2011	2	6	1	0	0	0	0	69	78	72.50	+15	0	1	1	0	\$20,000	\$10,000.00
Leonard Wagner	63rd in 1959	2	6	1	0	0	0	0	72	86	77.50	+45	0	0	0	0	\$200	\$100.00
Grant Waite	T-59th in 2001	5	12	1	0	0	0	0	64	79	73.33	+32	1	1	1	2	\$15,850	\$3,170.00
Gordon Waldespuhl	Cut	1	2	0	0	0	0	0	80	83	81.50	+23	0	0	0	0	\$250	\$250.00
Duffy Waldorf	T-9th in 1992	12	38	7	0	0	1	2	67	79	72.61	57	0	6	11	6	\$137,610	\$11,467.50
Jimmy Walker	Cut in 2010	1	2	0	0	0	0	0	71	77	74.00	+4	0	0	1	0	\$2,500	\$2,500.00
Anthony Wall	Cut	3	4	0	0	0	0	0	72	78	74.75	+11	0	0	0	1	\$4,750	\$1,583
Art Wall	T-5th in 1961	10	36	8	0	1	2	6	66	78	72.75	+93	0	3	3	4	\$9,173	\$917.32
Tony Wallin	WD	1	1	0	0	0	0	0	78	78	78.00	+8	0	0	0	0	\$650	\$650.00
Scott Walter	Cut	1	2	0	0	0	0	0	77	78	77.50	+13	0	0	0	0	\$1,200	\$1,200.00
Philip Walton	T-39th in 1995	2	6	1	0	0	0	0	68	76	71.00	-2	0	1	3	2	\$8,050	\$4,025.00
Bobby Walzel	T-8th in 1980	4	10	1	0	0	1	1	68	79	73.60	+32	0	1	1	0	\$9,650	\$2,412.50
Fred Wampler	T-38th in 1967	11	33	6	0	0	0	0	69	80	74.79	+144	0	1	1	1	\$2,066	\$187.82
Lester Ward	Cut	3	6	0	0	0	0	0	73	80	77.00	+42	0	0	0	0	\$0	\$0.00
Robby Ware	Cut	1	2	0	0	0	0	0	73	80	76.50	+9	0	0	0	0	\$1,300	\$1,300.00
Tom Wargo	T-28th in 1992	5	14	2	0	0	0	0	70	84	73.86	+36	0	0	1	3	\$19,058	\$3,811.53
Lou Warobick	81st in 1963	5	12	1	0	0	0	0	74	80	77.33	+84	0	0	0	0	\$150	\$30.00
Charles Warren	T-62nd in 2006	1	4	1	0	0	0	0	70	77	73.75	+7	0	0	1	0	\$13,425	\$13,425.00
Leonard Warren	Cut	1	2	0	0	0	0	0	74	86	80.00	+20	0	0	0	0	\$0	\$0.00
Don Waryan	61st in 1959	3	8	1	0	0	0	0	72	82	76.63	+53	0	0	0	0	\$200	\$66.66
Nick Watney	T-12th in 2011	4	12	2	0	0	0	2	66	81	72.17	+14	0	4	4	2	\$222,519	\$55,629.76
Al Watrous	Cut	1	2	0	0	0	0	0	75	78	76.50	+13	0	0	0	0	\$0	\$0.00
Tom Watrous	T-73rd in 1963	1	4	1	0	0	0	0	70	81	76.00	+20	0	0	1	0	\$175	\$175.00
Bob Watson	Cut	2	4	0	0	0	0	0	73	87	80.00	+38	0	0	0	0	\$0	\$0.00
Bubba Watson	2nd in 2010	5	16	3	1	1	1	1	68	79	72.88	+34	0	4	6	1	\$880,062	\$176,012.50
Craig Watson	Cut	1	2	0	0	0	0	0	77	81	79.00	+16	0	0	0	0	\$1,000	\$1,000.00
Denis Watson	33rd in 1984	7	24	5	0	0	0	0	68	84	73.75	+62	0	1	5	2	\$16,431	\$2,347.32

Player	Best Finish	Years	Rds	Cuts Made	Top 3	Top 5	Top 10	Top 25	Low Rd	High Rd	Avg.	To Par	Rds 65 or Better	Rds in 60s	Rds Under Par	Rds at Par	Money	\$ Per Event
Roger Watson	T-60th in 1975	2	6	1	0	0	0	0	73	78	75.33	+32	0	0	0	0	\$679	\$339.28
Tom Watson	2nd in 1978	31	112	25	1	2	10	18	65	83	71.66	+78	2	27	41	11	\$451,958	\$14,579.29
Brian Watts	T-41st in 1999	6	20	4	0	0	0	0	69	80	72.95	+33	0	1	6	2	\$36,889	\$6,148.22
Paul Way	Cut	1	2	0	0	0	0	0	82	84	83.00	+24	0	0	0	0	\$1,000	\$1,000.00
Bert Weaver	T-27th in 1963	7	18	3	0	0	0	0	70	81	75.33	+84	0	0	1	2	\$1,259	\$179.79
Dewitt Weaver	T-33rd in 1972	7	26	6	0	0	0	0	69	78	74.08	+92	0	1	1	2	\$3,964	\$566.34
John Weaver	Cut	1	2	0	0	0	0	0	77	79	78.00	+16	0	0	0	0	\$0	\$0.00
Gene Webb	T-70th in 1968	2	7	1	0	0	0	0	72	79	75.29	+37	0	0	0	0	\$365	\$182.50
Jack Webb	Cut	2	4	0	0	0	0	0	80	83	81.25	+41	0	0	0	0	\$0	\$0.00
Larry Webb	Cut	2	4	0	0	0	0	0	74	82	77.00	+22	0	0	0	0	\$2,000	\$1,000.00
Steve Webster	T-59th in 2005	3	8	1	0	0	0	0	70	78	74.13	+29	0	0	0	1	\$18,343	\$6,114
Jim Weeden	Cut	1	2	0	0	0	0	0	75	76	75.50	+9	0	0	0	0	\$1,000	\$1,000.00
Boo Weekley	T-9th in 2007	4	14	3	0	0	1	2	65	79	72.00	+16	1	3	5	0	\$283,469	\$70,867
D.A. Weibring	T-3rd in 1987	15	52	11	1	2	2	3	67	78	72.42	+78	0	10	13	5	\$157,508	\$10,500.50
Tim Weinhart	Cut	5	10	0	0	0	0	0	74	82	77.30	+61	0	0	0	0	\$11,250	\$2,250
Mike Weir	6th in 2006	12	40	8	0	0	3	4	65	81	71.98	+35	1	10	12	3	\$667,846	\$55,654
Tom Weiskopf	3rd in 1975	18	59	12	1	2	5	6	65	82	73.03	+143	1	5	10	10	\$61,033	\$3,390.73
Jay Weitzel	Cut	1	2	0	0	0	0	0	80	81	80.50	+21	0	0	0	0	\$0	\$0.00
Ron Wells	Cut	2	4	0	0	0	0	0	79	84	80.75	+39	0	0	0	0	\$2,000	\$1,000.00
Kevin Wentworth	21st in 1999	1	4	1	0	0	0	1	70	74	72.00	Even	0	0	1	2	\$33,200	\$33,200.00
Rick Werner	Cut	2	3	0	0	0	0	0	74	87	79.67	+26	0	0	0	0	\$2,000	\$1,000.00
Mike West	Cut	1	2	0	0	0	0	0	75	76	75.50	+9	0	0	0	0	\$1,200	\$1,200.00
Lee Westwood	T-3rd in 2009	14	46	9	1	1	2	5	67	83	71.93	+49	0	13	18	5	\$981,825	\$70,130.36
Brett Wetterich	T-32nd in 2007	2	6	1	0	0	0	0	70	77	73.17	+15	0	0	0	1	\$37,000	\$18,500.00
Dan Whalen	Cut	1	2	0	0	0	0	0	75	83	79.00	+16	0	0	0	0	\$0	\$0.00
Ed Whalley	Cut	3	6	0	0	0	0	0	75	85	78.67	+46	0	0	0	0	\$0	\$0.00
Frank Wharton	Cut	1	2	0	0	0	0	0	77	79	78.00	+16	0	0	0	0	\$0	\$0.00
Larry Wheeler	Cut	1	2	0	0	0	0	0	79	88	83.50	+25	0	0	0	0	\$303	\$303.00
Dick Whetzle	Cut	2	4	0	0	0	0	0	73	79	76.00	+22	0	0	0	0	\$0	\$0.00
Frank Whibley	Cut	1	2	0	0	0	0	0	77	86	81.50	+23	0	0	0	0	\$0	\$0.00
Darwin Whit	Cut	1	2	0	0	0	0	0	76	88	82.00	+22	0	0	0	0	\$0	\$0.00
Alan White	Cut	4	8	0	0	0	0	0	75	86	79.13	+67	0	0	0	0	\$600	\$150.00
Buck White	Cut	1	3	1	0	0	0	0	70	86	76.67	+20	0	0	0	1	\$0	\$0.00
Don White	Cut	1	2	0	0	0	0	0	79	90	84.50	+27	0	0	0	0	\$0	\$0.00
Jay White	Cut	1	2	0	0	0	0	0	76	79	77.50	+15	0	0	0	0	\$0	\$0.00
Jim White	Cut	7	14	0	0	0	0	0	68	87	76.29	+78	0	1	1	1	\$6,850	\$978.57
Ed Whitman	Cut	4	8	0	0	0	0	0	74	84	78.00	+52	0	0	0	0	\$4,200	\$1,050.00
Don Whitt	T-15th in 1961	7	25	6	0	0	0	1	68	82	73.68	+90	0	1	1	2	\$2,645	\$377.85
Buddy Whitten	T-27th in 1983	5	12	1	0	0	0	0	66	81	74.75	+51	0	1	2	0	\$5,203	\$1,040.60
Oran Whittington	Cut	1	2	0	0	0	0	0	80	82	81.00	+20	0	0	0	0	\$0	\$0.00
Charlie Wi	T-9th in 2008	4	12	2	0	0	1	1	70	77	73.33	+28	0	0	0	3	\$197,250	\$49,312.50
Mark Wiebe	T-12th in 1989	11	37	8	0	0	0	2	67	80	73.24	+66	0	4	7	4	\$55,817	\$5,074.30
Jim Wiechers	T-29th in 1972	4	14	3	0	0	0	0	69	80	73.36	+43	0	1	2	2	\$3,432	\$858.00
Chris Wiemers	Cut	2	4	0	0	0	0	0	73	77	75.00	+16	0	0	0	0	\$4,250	\$2,125.00
Terry Wilcox	T-7th in 1969	4	12	2	0	0	1	1	66	79	72.92	+31	0	1	1	1	\$6,168	\$1,542.08
Robert Wilkin	Cut	4	8	0	0	0	0	0	75	86	78.88	+63	0	0	0	0	\$6,300	\$1,575.00
Gary Wilkins	Cut	1	2	0	0	0	0	0	79	79	79.00	+14	0	0	0	0	\$1,000	\$1,000.00
Danny Willett	Cut in 2010	1	2	0	0	0	0	0	74	74	74.00	+4	0	0	0	0	\$2,500	\$2,500.00
Harold Williams	Cut	1	2	0	0	0	0	0	77	79	78.00	+16	0	0	0	0	\$0	\$0.00
Henry Williams	T-44th in 1959	2	8	2	0	0	0	0	72	77	74.25	+34	0	0	0	0	\$300	\$150.00
James Williams	Cut	1	2	0	0	0	0	0	74	77	75.50	+11	0	0	0	0	\$0	\$0.00
Scott Williams	T-66th in 1991	3	8	1	0	0	0	0	70	81	75.75	+38	0	0	1	0	\$5,012	\$1,670.83
Donald Williams Jr	Cut	1	2	0	0	0	0	0	79	87	83.00	+26	0	0	0	0	\$0	\$0.00
Bud Williamson	T-58th in 1959	6	14	1	0	0	0	0	72	80	76.93	+95	0	0	0	0	\$200	\$33.33
Ralph Williamson	Cut	1	2	0	0	0	0	0	76	76	76.00	+12	0	0	0	0	\$0	\$0.00
Garrett Willis	Cut	1	2	0	0	0	0	0	70	72	71.00	+2	0	0	0	1	\$2,000	\$2,000.00
Ock Willoweit	Cut	1	3	1	0	0	0	0	75	79	77.33	+22	0	0	0	0	\$0	\$0.00
Milan Wilor	Cut	1	2	0	0	0	0	0	77	78	77.50	+11	0	0	0	0	\$1,000	\$1,000.00
Dean Wilson	T-29th in 2006	5	14	2	0	0	0	0	67	78	73.71	+40	0	1	2	0	\$65,670	\$13,134.00
John Wilson	Cut	1	2	0	0	0	0	0	74	75	74.50	+5	0	0	0	0	\$1,300	\$1,300.00
Mark Wilson	T-26th in 2011	3	8	1	0	0	0	0	69	77	72.13	+13	0	2	2	1	\$56,062	\$18,687.50
Oliver Wilson	T-19th in 2009	3	8	1	0	0	0	1	72	78	74.50	+24	0	0	0	3	\$86,760	\$28,920
Bo Wininger	4th in 1965	7	28	7	0	1	2	3	66	77	72.57	+64	0	4	4	3	\$13,489	\$1,926.93
Gary Wintz	Cut	1	2	0	0	0	0	0	76	76	76.00	+12	0	0	0	0	\$550	\$550.00
Charles Wipperman	Cut	3	6	0	0	0	0	0	75	80	77.83	+47	0	0	0	0	\$0	\$0.00
Larry Wise	T-20th in 1972	4	12	2	0	0	0	1	67	79	74.33	+52	0	1	1	0	\$2,920	\$730.00
Paul Wise	Cut	3	6	0	0	0	0	0	72	84	76.17	+29	0	0	0	0	\$3,000	\$1,000.00
Jerry Wisz	Cut	1	2	0	0	0	0	0	74	77	75.50	+11	0	0	0	0	\$1,200	\$1,200.00
Frank Witt	Cut	1	2	0	0	0	0	0	77	85	81.00	+22	0	0	0	0	\$0	\$0.00
Bob Wolcott	T-63rd in 1991	1	4	1	0	0	0	0	71	79	73.75	+7	0	0	1	1	\$2,400	\$2,400.00
Erik Wolf	Cut	1	2	0	0	0	0	0	77	83	80.00	+20	0	0	0	0	\$2,500	\$2,500.00
Robert Wolfe	Cut	1	2	0	0	0	0	0	73	81	77.00	+14	0	0	0	0	\$0	\$0.00

Player	Best Finish	Years	Rds	Cuts Made	Top 3	Top 5	Top 10	Top 25	Low Rd	High Rd	Avg.	To Par	Rds 65 or Better	Rds in 60s	Rds Under Par	Rds at Par	Money	\$ Per Event
Gregg Wolff	Cut	1	2	0	0	0	0	0	81	81	81.00	+18	0	0	0	0	\$1,000	\$1,000.00
Chris Wood	T-76th in 2009	2	6	1	0	0	0	0	68	79	74.83	+17	0	1	1	0	\$15,800	\$7,900
Dan Wood	Cut	1	2	0	0	0	0	0	74	76	75.00	+8	0	0	0	0	\$1,200	\$1,200.00
Larry Wood	T-22nd in 1971	1	4	1	0	0	0	1	71	74	72.75	+3	0	0	1	1	\$2,088	\$2,088.00
Thorne Wood	T-53rd in 1958	2	7	2	0	0	0	0	70	80	75.43	+38	0	0	0	1	\$100	\$50.00
Willard Wood	Cut	1	2	0	0	0	0	0	75	79	77.00	+14	0	0	0	0	\$0	\$0.00
Willie Wood	T-23rd in 1985	3	10	2	0	0	0	1	69	78	73.20	+18	0	1	3	1	\$10,172	\$3,390.83
Tom Woodard	Cut	1	2	0	0	0	0	0	76	84	80.00	+16	0	0	0	0	\$1,000	\$1,000.00
Gary Woodland	T-12th in 2011	1	4	1	0	0	0	1	68	71	69.75	-1	0	1	1	2	\$132,786	\$132,785.71
Tiger Woods	Win in 1999, 2000, '06 & '07	14	54	13	6	7	8	9	63	77	70.13	-49	2	23	30	7	\$5,933,977	\$423,855.48
Jim Woodward	T-61st in 1987	3	8	1	0	0	0	0	69	82	75.88	+35	0	1	1	1	\$5,740	\$1,913.33
Ian Woosnam	6th in 1989	18	54	9	0	0	2	3	66	86	72.74	82	0	8	15	7	\$160,119	\$8,895.49
Rolie Wormstead	Cut	1	2	0	0	0	0	0	82	86	84.00	+28	0	0	0	0	\$0	\$0.00
Lew Worsham	T-37th in 1961	3	8	1	0	0	0	0	71	78	74.50	+34	0	0	0	0	\$250	\$83.33
Robert Wrenn	T-40th in 1987	3	10	2	0	0	0	0	68	77	73.50	+19	0	1	1	1	\$6,492	\$2,164.16
Bill Wright	Cut	1	2	0	0	0	0	0	76	80	78.00	+16	0	0	0	0	\$0	\$0.00
Jimmy Wright	4th in 1969	13	40	7	0	1	1	1	68	85	74.83	+167	0	3	3	2	\$13,430	\$1,033.04
Ken Wright	Cut	2	3	0	0	0	0	0	79	83	80.67	+32	0	0	0	0	\$0	\$0.00
Bob Wynn	T-28th in 1975	4	9	1	0	0	0	0	69	81	75.78	+44	0	2	2	0	\$1,781	\$445.25
Mike Wynn	Cut	2	4	0	0	0	0	0	73	76	74.50	+16	0	0	0	0	\$1,650	\$825.00
Dudley Wysong	T-2nd in 1966	4	14	3	1	1	1	1	66	77	73.00	+30	0	1	2	1	\$16,039	\$4,009.81
Y.E. Yang	Win in 2009	5	16	3	1	1	1	1	67	76	72.31	+25	0	2	4	1	\$1,385,371	\$277,074.17
Bert Yancey	T-22nd in 1970 & '71	9	32	7	0	0	0	4	68	77	73.06	+80	0	3	5	1	\$10,280	\$1,142.25
James Yates	Cut	1	2	0	0	0	0	0	80	87	83.50	+27	0	0	0	0	\$0	\$0.00
Wayne Yates	T-62nd in 1972	3	10	2	0	0	0	0	73	79	75.40	+54	0	0	0	0	\$633	\$211.00
Ken Yount	Cut	2	4	0	0	0	0	0	76	81	78.25	+29	0	0	0	0	\$0	\$0.00
Don Yrene	T-68th in 2006	3	8	1	0	0	0	0	71	80	76.13	41	0	0	1	1	\$17,875	\$5,958.33
Jeff Yurkiewicz	Cut	1	2	0	0	0	0	0	72	73	72.50	+5	0	0	0	0	\$2,000	\$2,000.00
Bruce Zabriski	T-68th in 1999	7	16	1	0	0	0	0	69	79	74.86	+10	0	2	3	0	\$15,875	\$2,267.86
Joe Zakarian	T-49th in 1963	4	11	2	0	0	0	0	71	81	75.73	+59	0	0	0	1	\$335	\$83.75
Kermit Zarley	T-8th in 1968	12	44	10	0	0	2	4	67	82	73.27	+120	0	6	6	5	\$17,614	\$1,467.87
Jake Zastko	Cut	1	2	0	0	0	0	0	76	82	79.00	+18	0	0	0	0	\$0	\$0.00
Joe Zelazny	Cut	1	2	0	0	0	0	0	80	81	80.50	+21	0	0	0	0	\$0	\$0.00
Bob Zender	T-26th in 1978	3	10	2	0	0	0	0	69	78	73.40	+26	0	2	2	0	\$4,025	\$1,341.66
Ray Ziats	Cut	1	2	0	0	0	0	0	78	86	82.00	+24	0	0	0	0	\$0	\$0.00
Larry Ziegler	T-5th in 1969	9	28	5	0	1	1	1	68	83	74.25	+105	0	2	4	1	\$10,058	\$1,117.55
Bob Zimmerman	T-38th in 1967	1	4	1	0	0	0	0	68	76	73.50	+6	0	1	1	0	\$632	\$632.50
Billy Ziobro	Cut	1	2	0	0	0	0	0	77	79	78.00	+16	0	0	0	0	\$250	\$250.00
Fuzzy Zoeller	2nd in 1981	20	66	13	1	1	3	5	67	80	72.59	+104	0	9	15	11	\$137,869	\$6,893.45
Richard Zokol	T-14th in 1993	4	16	4	0	0	0	2	66	77	71.06	+1	0	3	8	2	\$47,464	\$11,865.97
John Zontek	Cut	5	11	1	0	0	0	0	71	84	76.73	+72	0	0	0	0	\$0	\$0.00
Zane Zwemke	Cut in 2004	1	2	0	0	0	0	0	72	76	74.00	4	0	0	0	1	\$2,000	\$2,000.00

BEST 72-HOLE SCORE

265 (15 under) by David Toms (66-65-65-69) in 2001
 266 (14 under) by Phil Mickelson (66-66-66-68) in 2001
 267 (17 under) by Steve Elkington (68-67-68-64) in 1995
 267 (17 under) by Colin Montgomerie (68-67-67-65) in 1995
 268 (12 under) by Steve Lowery (67-67-66-68) in 2001
 269 (11 under) by Nick Price (67-65-70-67) in 1994
 269 (15 under) by Ernie Els (66-65-66-72) in 1995
 269 (15 under) by Jeff Maggert (66-69-65-69) in 1995
 269 (11 under) by Davis Love III (66-71-66-66) in 1997
 270 (18 under) by Tiger Woods (66-67-70-67) in 2000
 270 (18 under) by Bob May (72-66-66-66) in 2000
 270 (10 under) by Shingo Katayama (67-64-69-70) in 2001
 270 (10 under) by Mark Calcavecchia (71-68-66-65) in 2001
 270 (18 under) by Tiger Woods (69-68-65-68) in 2006

BEST 72-HOLE SCORE (TO PAR)

18 under (270) by Tiger Woods (66-67-70-67) in 2000
 18 under (270) by Bob May (72-66-66-66) in 2000
 18 under (270) by Tiger Woods (69-68-65-68) in 2006
 17 under (267) by Steve Elkington (68-67-68-64) in 1995
 17 under (267) by Colin Montgomerie (68-67-67-65) in 1995
 15 under (273) by Lee Trevino (69-68-67-69) in 1984
 15 under (269) by Ernie Els (66-65-66-72) in 1995
 15 under (269) by Jeff Maggert (66-69-65-69) in 1995
 15 under (265) by David Toms (66-65-65-69) in 2001

BEST 72-HOLE SCORE BY A NON-WINNER

266 (14 under) by Phil Mickelson (66-66-66-68) in 2001
 267 (17 under) by Colin Montgomerie (68-67-67-65) in 1995
 268 (12 under) by Steve Lowery (67-67-66-68) in 2001
 269 (15 under) by Ernie Els (66-65-66-72) in 1995
 269 (15 under) by Jeff Maggert (66-69-65-69) in 1995
 270 (18 under) by Bob May (72-66-66-66) in 2000
 270 (10 under) by Shingo Katayama (67-64-69-70) in 2001
 270 (10 under) by Mark Calcavecchia (71-68-66-65) in 2001

HIGHEST 72-HOLE SCORE BY WINNER

287 (1 under) by Larry Nelson (70-72-73-72) in 1987
 282 (6 under) by Lanny Wadkins (69-71-72-70) in 1977
 282 (6 under) by Wayne Grady (72-67-72-71) in 1990

BEST SCORES FIRST 54 HOLES

196 (14 under) by David Toms (66-65-65) in 2001
 197 (16 under) by Ernie Els (66-65-66) in 1995
 198 (12 under) by Phil Mickelson (66-66-66) in 2001
 200 (10 under) by Raymond Floyd (63-69-68) in 1982
 200 (13 under) by Jeff Maggert (66-69-65) in 1995
 200 (13 under) by Mark O'Meara (64-67-69) in 1995
 200 (10 under) by Steve Lowery (67-67-66) in 2001

BEST SCORE LAST 54 HOLES

198 (18 under) by Bob May (66-66-66) in 2000
 199 (14 under) by Steve Elkington (67-68-64) in 1995
 199 (14 under) by Colin Montgomerie (67-67-65) in 1995
 199 (11 under) by David Toms (65-65-69) in 2001
 199 (11 under) by Mark Calcavecchia (68-66-65) in 2001
 200 (16 under) by Jose Maria Olazabal (68-63-69) in 2000
 200 (10 under) by Phil Mickelson (66-66-68) in 2001

LARGEST 54-HOLE LEAD

5 by Raymond Floyd (202) in 1969
 5 by Tom Watson (203) in 1978
 5 by Raymond Floyd (200) in 1982

BEST SCORE FIRST 36 HOLES

131 (11 under) by Hal Sutton (65-66) in 1983
 131 (11 under) by Vijay Singh (68-63) in 1993
 131 (11 under) by Ernie Els (66-65) in 1995
 131 (11 under) by Mark O'Meara (64-67) in 1995
 131 (9 under) by David Toms (66-65) in 2001
 131 (9 under) by Shingo Katayama (67-64) in 2001
 132 (8 under) by Raymond Floyd (63-69) in 1982
 132 (8 under) by Nick Price (67-65) in 1994
 132 (8 under) by Phil Mickelson (66-66) in 2001
 132 (8 under) by Bob Estes (67-65) in 2001
 132 (8 under) by Phil Mickelson (67-65) in 2005

BEST SCORE LAST 36 HOLES

131 (11 under) by Hal Sutton (65-66) in 1983
 131 (9 under) by Mark Calcavecchia (66-65) in 2001
 132 (10 under) by Miller Barber (64-68) in 1969
 132 (10 under) by Steve Elkington (68-64) in 1995
 132 (10 under) by Colin Montgomerie (67-65) in 1995
 132 (8 under) by Davis Love III (66-66) in 1997
 132 (12 under) by Bob May (66-66) in 2000
 132 (12 under) by Jose Maria Olazabal (63-69) in 2000
 132 (8 under) by David Toms (65-67) in 2011
 133 (9 under) by Gil Morgan (66-67) in 1978
 133 (9 under) by Peter Jacobsen (68-65) in 1983
 133 (11 under) by Hal Sutton (64-69) in 1984
 133 (9 under) by Jeff Sluman (68-65) in 1988
 133 (7 under) by Nick Price (68-65) in 1998
 133 (10 under) by Tom Watson (65-68) in 2000
 133 (11 under) by Tiger Woods (65-68) in 2006

LARGEST 36-HOLE LEAD

5 by Nick Price (132) in 1994 4 by Tom Watson (136) in 1978
 4 by Tommy Aaron (135) in 1967 4 by Greg Norman (133) in 1986
 4 by Gil Morgan (134) in 1976 4 by Tiger Woods (137) in 2009

BEST 18-HOLE SCORE

63 (7 under) by Bruce Crampton (31-32) second round, 1975
 63 (7 under) by **Raymond Floyd** (33-30) first round, 1982
 63 (9 under) by Gary Player (30-33) second round, 1984
 63 (8 under) by Vijay Singh (32-31) second round, 1993
 63 (8 under) by Michael Bradley (30-33), first round, 1993



Raymond Floyd

63 (8 under) by Brad Faxon (28-35) final round, 1995
 63 (9 under) by Jose Maria Olazabal (32-31) third round, 2000
 63 (7 under) by Mark O'Meara (32-31), second round, 2001
 63 (7 under) by Thomas Bjorn (32-31), third round, 2005
 63 (7 under) by Tiger Woods (32-31), second round, 2007
 63 (7 under) by Steve Stricker (33-30), first round, 2011

LARGEST 18-HOLE LEAD

3 by Bobby Nichols (64) in 1964
 3 by Raymond Floyd (63) in 1982

BEST 9-HOLE SCORE

28 by Brad Faxon on front side, final round, 1995
 29 by Fred Couples on back nine, first round, 1982
 29 by Gibby Gilbert on front nine, second round, 1983
 29 by John Adams on front nine, first round, 1995

BEST FIRST-ROUND SCORE

63 (7 under) by Raymond Floyd in 1982
 63 (8 under) by Michael Bradley in 1995
 64 (7 under) by Scott Simpson in 1993
 64 (6 under) by Bobby Nichols in 1964
 64 (7 under) by Doug Tewell in 1985
 64 (6 under) by Grant Waite in 2001

HIGHEST FIRST-ROUND SCORE

94 (22 over) by Gary Campbell in 1977

BEST SECOND-ROUND SCORE

63 (7 under) by Bruce Crampton in 1975
 63 (9 under) by Gary Player in 1984
 63 (8 under) by Vijay Singh in 1993
 63 (7 under) by Mark O'Meara in 2001
 63 (7 under) by Tiger Woods in 2007

HIGHEST SECOND-ROUND SCORE

94 (22 over) by Tom Dolby in 2002
 90 (19 over) by Jerry Jones in 1978

BEST THIRD-ROUND SCORE

63 (9 under) by Jose Maria Olazabal in 2000
 63 (9 under) by Thomas Bjorn in 2005
 64 (7 under) by Miller Barber in 1969
 64 (8 under) by Hal Sutton in 1984
 64 (7 under) by Bob Tway in 1986
 64 (7 under) by Jay Haas in 1995
 64 (8 under) by Wen-Chong Liang in 2010

HIGHEST THIRD-ROUND SCORE

88 (16 over) by Frank Dobbs in 2000
 86 (16 over) by Babe Urzetta in 1959

BEST FOURTH-ROUND SCORE

63 (8 under) by Brad Faxon in 1995
 64 (6 under) by Jack Nicklaus in 1964
 64 (7 under) by Steve Elkington in 1995
 64 (6 under) by Simon Dyson in 2007
 65 (5 under) by Lee Trevino in 1970
 65 (5 under) by Andy North in 1975
 65 (5 under) by David Graham in 1979
 65 (6 under) by Peter Jacobsen in 1983

65 (6 under) by T.M. Chen in 1985
 65 (6 under) by Jeff Sluman in 1988
 65 (6 under) by Colin Montgomerie in 1995
 65 (5 under) by Nick Price in 1998
 65 (7 under) by Lee Janzen in 2000
 65 (5 under) by Mark Calcavecchia in 2001

HIGHEST FOURTH-ROUND SCORE

89 (19 over) by Ralph Johnston in 1972

LARGEST WINNING MARGIN

Seven shots, by Jack Nicklaus in 1980
 Six shots, by Nick Price in 1994

BEST COMEBACK BY WINNER AFTER 18 HOLES

Eight shots by John Mahaffey in 1978 (T61st)
 Eight shots by Payne Stewart in 1989 (T77th)
 Eight shots by Keegan Bradley in 2011 (T36th)
 Seven shots by Bob Tway in 1986 (T46th)

BEST COMEBACK BY WINNER AFTER 36 HOLES

Nine shots by Bob Rosburg in 1959 (T18th)
 Nine shots by Bob Tway in 1986 (T17th)
 Eight shots by Don January in 1967 (T7th)
 Eight shots by Dave Stockton in 1976 (T20th)

BEST COMEBACK BY WINNER AFTER 54 HOLES

Seven shots by John Mahaffey in 1978 (5th)
 Six shots by Bob Rosburg in 1959 (T6th)
 Six shots by Lanny Wadkins in 1977 (T4th)
 Six shots by Payne Stewart in 1989 (T11th)
 Six shots by Steve Elkington in 1995 (T5th)

HIGHEST FIRST-ROUND SCORE BY WINNER

75 (4 over) by John Mahaffey in 1978
 74 (2 over) by Payne Stewart in 1989

LOWEST FIRST-ROUND SCORE BY WINNER

63 (7 under) by Raymond Floyd in 1982
 64 (6 under) by Bobby Nichols in 1964

HIGHEST SECOND-ROUND SCORE BY WINNER

74 (4 over) by Padraig Harrington in 2008
 73 (2 over) by Jack Nicklaus in 1963

LOWEST SECOND-ROUND SCORE BY WINNER

63 (7 under) by Tiger Woods in 2007
 64 (6 under) by Keegan Bradley in 2011
 65 (5 under) by Nick Price in 1994
 65 (5 under) by David Toms in 2001
 65 (5 under) by Phil Mickelson in 2005
 66 (5 under) by Raymond Floyd in 1969
 66 (4 under) by Lee Trevino in 1974
 66 (4 under) by Larry Nelson in 1981
 66 (5 under) by Hal Sutton in 1983

66 (6 under) by Payne Stewart in 1989
 66 (5 under) by Paul Azinger in 1993
 66 (4 under) by Vijay Singh in 1998
 66 (6 under) by Rich Beem in 2002

HIGHEST THIRD ROUND SCORE BY WINNER

73 (1 over) by Larry Nelson in 1987
 72 (2 over) by Jay Hebert in 1960
 72 (Even) by Lanny Wadkins in 1977
 72 (1 over) by Hal Sutton in 1983
 72 (Even) by Larry Nelson in 1987
 72 (Even) by Wayne Grady in 1990
 72 (Even) by Rich Beem in 2002
 72 (2 over) by Phil Mickelson in 2005



Larry Nelson

LOWEST THIRD-ROUND SCORE BY WINNER

64 (7 under) by Bob Tway in 1986
 65 (5 under) by David Toms in 2001
 65 (7 under) by Tiger Woods in 2006
 65 (5 under) by Padraig Harrington in 2008
 66 (4 under) by Dave Stockton in 1970
 66 (4 under) by Jack Nicklaus in 1980
 66 (4 under) by Larry Nelson in 1981
 66 (4 under) by Davis Love III in 1997

HIGHEST FINAL-ROUND SCORE BY WINNER

76 (4 over) by Vijay Singh in 2004
 74 (3 over) by Raymond Floyd in 1969
 73 (3 over) by Dave Stockton in 1970
 73 (1 over) by Jack Nicklaus in 1971

LOWEST FINAL-ROUND SCORE BY WINNER

64 (7 under) by Steve Elkington in 1995
 65 (5 under) by David Graham in 1979
 65 (6 under) by Jeff Sluman in 1988
 66 (4 under) by Bob Rosburg in 1959
 66 (5 under) by John Mahaffey in 1978
 66 (4 under) by Davis Love III in 1997

HARDEST COURSE AVERAGE OVER 72 HOLES

76.15 - 1987 PGA at PGA National Golf Club

LOWEST COURSE AVERAGE OVER 72 HOLES

71.09 - 1995 PGA at Riviera Country Club
 71.21 - 2001 PGA at Atlanta Athletic Club
 71.90 - 1993 PGA at Inverness Golf Club
 72.45 - 2005 PGA at Baltusrol Golf Club
 72.60 - 1994 PGA at Southern Hills Country Club
 72.63 - 2006 PGA at Medinah Country Club
 72.67 - 1996 PGA at Valhalla Golf Club
 72.67 - 1998 PGA at Sahalee Country Club

MOST UNDER PAR ROUNDS, 1ST ROUND

60 - 2006 PGA at Medinah Country Club
 57 - 1993 PGA at Inverness Golf Club
 57 - 1995 PGA at Riviera Country Club

MOST UNDER PAR ROUNDS, 2ND ROUND

62 - 2010 PGA at Whistling Straits Golf Club
 61 - 2006 PGA at Medinah Country Club
 58 - 1995 PGA at Riviera Country Club
 56 - 1993 PGA at Inverness Golf Club

MOST UNDER PAR ROUNDS, 3RD ROUND

53 - 2000 PGA at Valhalla Golf Club
 40 - 2010 PGA at Whistling Straits Golf Club
 38 - 2004 PGA at Whistling Straits Golf Club
 38 - 1995 PGA at Riviera Country Club
 36 - 1996 PGA at Valhalla Golf Club
 33 - 1993 PGA at Inverness Golf Club

MOST UNDER PAR ROUNDS, 4TH ROUND

47 - 2000 PGA at Valhalla Golf Club
 41 - 1995 PGA at Riviera Country Club
 36 - 1996 PGA at Valhalla Golf Club
 31 - 1984 PGA at Shoal Creek Country Club

**MOST UNDER PAR ROUNDS,
OVER 72 HOLES**

194 - 1995 PGA at Riviera Country Club
 172 - 2000 PGA at Valhalla Golf Club
 170 - 2006 PGA at Medinah Country Club
 167 - 1996 PGA at Valhalla Golf Club
 166 - 1993 PGA at Inverness Golf Club
 153 - 1989 PGA at Kemper Lakes Golf Course

LEAST UNDER PAR ROUNDS, 1ST ROUND

4 - 1960 PGA at Firestone Country Club
 4 - 1970 PGA at Southern Hills Country Club

LEAST UNDER PAR ROUNDS, 2ND ROUND

0 - 1966 PGA at Firestone Country Club

LEAST UNDER PAR ROUNDS, 3RD ROUND

3 - 1975 PGA at Firestone Country Club

LEAST UNDER PAR ROUNDS, 4TH ROUND

1 - 1960 PGA at Firestone Country Club
 1 - 1976 PGA at Congressional Country Club

**LEAST UNDER PAR ROUNDS,
OVER 72 HOLES**

13 - 1960 PGA at Firestone Country Club

**MOST OVER PAR ROUNDS,
OVER 72 HOLES**

492 - 1960 PGA at Firestone Country Club

**LEAST OVER PAR ROUNDS,
OVER 72 HOLES**

182 - 1995 PGA at Riviera Country Club
 228 - 1993 PGA at Inverness Golf Club
 239 - 1989 PGA at Kemper Lakes Golf Course

MOST MONEY WON

\$5,933,976.78 by **Tiger Woods**
 spanning 14 Championships

\$2,963,326.78 by Phil Mickelson
 spanning 19 Championships

\$2,366,427.91 by Vijay Singh
 spanning 20 Championships

\$1,931,885.72 by Shaun Micheel
 spanning 8 Championships

\$1,826,586.18 by David Toms spanning 15 Championships

\$1,730,148.74 by Ernie Els spanning 19 Championships

\$1,729,000.00 by Sergio Garcia spanning 13 Championships

\$1,722,631.19 by Steve Elkington spanning 19 Championships

\$1,684,283.33 by Pádraig Harrington spanning 13 Championships

\$1,588,125.00 by Martin Kaymer spanning 4 Championships

\$1,445,000.00 by Keegan Bradley spanning 1 Championships

MONEY WON PER TOURNAMENT

\$1,445,000.00 by Keegan Bradley spanning 1 Championships

\$423,855.48 by Tiger Woods spanning 14 Championships

\$397,031.25 by Martin Kaymer spanning 4 Championships

\$379,444.45 by Jason Dufner spanning 3 Championships

\$295,133.33 by Rory McIlroy spanning 3 Championships

\$277,074.17 by Y.E. Yang spanning 5 Championships

\$274,800.00 by Bob May spanning 2 Championships

\$241,485.71 by Shaun Micheel spanning 8 Championships

\$176,012.50 by Bubba Watson spanning 5 Championships

\$155,964.57 by Phil Mickelson spanning 19 Championships

HIGHEST DOLLAR PER STROKE

\$5,312.50 by Keegan Bradley spanning 1 Championships

\$1,840.24 by Martin Kaymer spanning 4 Championships

\$1,616.95 by Jason Dufner spanning 3 Championships

\$1,566.93 by Tiger Woods spanning 14 Championships

\$1,197.38 by Y.E. Yang spanning 5 Championships

\$1,036.77 by Rory McIlroy spanning 3 Championships

\$979.68 by Bob May spanning 2 Championships

\$963.05 by Shaun Micheel spanning 8 Championships

\$754.77 by Bubba Watson spanning 5 Championships

\$607.09 by Sergio Garcia spanning 13 Championships

\$593.79 by Dustin Johnson spanning 3 Championships

\$564.87 by Phil Mickelson spanning 19 Championships

LOWEST SCORING AVERAGE

68.00 average with 4 rounds by Keegan Bradley

69.00 average with 1 rounds by Jimmy Demaret

69.75 average with 4 rounds by Gary Woodland

70.00 average with 4 rounds by Brendan Steele

70.13 average with 8 rounds by Bob May

70.13 average with 8 rounds by D.A. Points

70.13 average with 54 rounds by Tiger Woods



Tiger Woods

LOWEST SCORING AVERAGE MINIMUM OF 25 ROUNDS

70.13 average with 54 rounds by Tiger Woods
 70.89 average with 74 rounds by Phil Mickelson
 71.20 average with 40 rounds by Sergio Garcia
 71.31 average with 68 rounds by Ernie Els
 71.33 average with 33 rounds by Calvin Peete
 71.34 average with 65 rounds by Steve Elkington
 71.37 average with 128 rounds by Jack Nicklaus
 71.46 average with 72 rounds by Nick Price
 71.47 average with 36 rounds by Dan Pohl
 71.48 average with 44 rounds by Steve Flesch
 71.50 average with 52 rounds by David Toms
 71.50 average with 30 rounds by Luke Donald
 71.52 average with 46 rounds by Steve Stricker
 71.53 average with 40 rounds by Jerry Pate
 71.55 average with 80 rounds by Greg Norman
 71.56 average with 62 rounds by Jim Furyk

LOWEST SCORING AVERAGE MINIMUM OF 50 ROUNDS

69.94 average with 52 rounds by Tiger Woods
 70.94 average with 70 rounds by Phil Mickelson
 71.25 average with 63 rounds by Steve Elkington
 71.26 average with 66 rounds by Ernie Els
 71.37 average with 128 rounds by Jack Nicklaus
 71.46 average with 72 rounds by Nick Price
 71.53 average with 64 rounds by Vijay Singh
 71.55 average with 80 rounds by Greg Norman
 71.60 average with 58 rounds by Jim Furyk
 71.62 average with 52 rounds by Justin Leonard
 71.65 average with 88 rounds by Gary Player
 71.66 average with 112 rounds by Tom Watson
 71.74 average with 68 rounds by Peter Jacobsen
 71.75 average with 88 rounds by Fred Couples
 71.76 average with 72 rounds by Lee Trevino

LOWEST SCORING AVERAGE MINIMUM OF 75 ROUNDS

71.37 average with 128 rounds by Jack Nicklaus
 71.55 average with 80 rounds by Greg Norman
 71.65 average with 88 rounds by Gary Player
 71.66 average with 112 rounds by Tom Watson
 71.75 average with 88 rounds by Fred Couples
 71.81 average with 78 rounds by Gil Morgan
 71.87 average with 82 rounds by Nick Faldo
 71.93 average with 102 rounds by Tom Kite
 72.07 average with 116 rounds by Ray Floyd
 72.09 average with 75 rounds by Don January
 72.11 average with 82 rounds by Davis Love III

LOWEST SCORING AVERAGE MINIMUM OF 100 ROUNDS

71.37 average with 128 rounds by Jack Nicklaus
 71.66 average with 112 rounds by Tom Watson
 71.93 average with 102 rounds by Tom Kite
 72.07 average with 116 rounds by Ray Floyd
 72.11 average with 100 rounds by Hale Irwin
 72.15 average with 102 rounds by Jay Haas
 73.50 average with 121 rounds by Arnold Palmer

MOST APPEARANCES

37 by **Jack Nicklaus**
 37 by Arnold Palmer
 31 by Tom Watson
 31 by Ray Floyd
 28 by Tom Kite
 28 by Jay Haas
 28 by Lanny Wadkins
 26 by Hale Irwin
 26 by Ben Crenshaw
 26 by Larry Nelson
 25 by Davis Love III
 25 by Fred Couples



Jack Nicklaus

MOST ROUNDS PLAYED

128 by Jack Nicklaus
 121 by Arnold Palmer
 116 by Ray Floyd
 112 by Tom Watson
 102 by Tom Kite
 102 by Jay Haas
 100 by Hale Irwin
 96 by Lanny Wadkins
 88 by Fred Couples
 88 by Billy Casper
 88 by Gary Player
 86 by Ben Crenshaw
 86 by Gene Littler

HIGHEST NUMBER OF STROKES OVER THE YEARS

9,135 by Jack Nicklaus averaging 71.37 strokes per round
 8,893 by Arnold Palmer averaging 73.50 strokes per round
 8,360 by Raymond Floyd averaging 72.07 strokes per round
 8,026 by Tom Watson averaging 71.66 strokes per round

MOST TOP 3 FINISHES

12 by Jack Nicklaus	5 by Gary Player
6 by Tiger Woods	4 by Steve Elkington
5 by Lanny Wadkins	4 by Billy Casper

MOST TOP 5 FINISHES

14 by Jack Nicklaus	5 by Nick Price
7 by Tiger Woods	5 by Greg Norman
6 by Billy Casper	5 by Lanny Wadkins
6 by Gary Player	5 by Steve Elkington

MOST TOP 10 FINISHES

15 by Jack Nicklaus	8 by Billy Casper
10 by Tom Watson	8 by Sam Snead
8 by Tiger Woods	7 by Nick Price
8 by Phil Mickelson	7 by Don January
8 by Raymond Floyd	7 by Gene Littler
8 by Gary Player	

MOST TOP 25 FINISHES

23 by Jack Nicklaus
 18 by Tom Watson
 17 by Raymond Floyd
 13 by Arnold Palmer
 13 by Billy Casper

PLAYER WITH MOST SUBPAR ROUNDS

53 by Jack Nicklaus	30 by Ray Floyd
41 by Tom Watson	30 by Greg Norman
37 by Jay Haas	28 by Lanny Wadkins
34 by Nick Faldo	28 by Hale Irwin
31 by Phil Mickelson	28 by Nick Price
30 by Tiger Woods	28 by Fred Couples

PLAYER WITH MOST ROUNDS IN THE 60S

41 by Jack Nicklaus	21 by Nick Faldo
28 by Jay Haas	20 by Vijay Singh
27 by Phil Mickelson	20 by Steve Elkington
27 by Tom Watson	19 by Davis Love III
24 by Ray Floyd	19 by Ernie Els
23 by Tiger Woods	19 by Hale Irwin
22 by Greg Norman	19 by Fred Couples

PLAYER WITH MOST ROUNDS AT 65 OR BETTER

3 by Nick Price
3 by Steve Stricker
3 by David Toms
3 by Gary Player
3 by Jeff Maggert
2 by Tiger Woods
2 by Jim Furyk
2 by Mark O'Meara
2 by Jerry Kelly
2 by Jack Nicklaus
2 by Tom Watson
2 by Raymond Floyd
2 by Hal Sutton
2 by Brad Faxon
2 by Bruce Crampton

PLAYER WITH MOST PAR ROUNDS

18 by Tom Kite	13 by John Mahaffey
16 by Gary Player	13 by Don Pooley
14 by Phil Mickelson	12 by Greg Norman
14 by Davis Love III	12 by Fred Couples
14 by Nick Price	12 by Peter Jacobsen
14 by Jack Nicklaus	12 by Ben Crenshaw
14 by Ray Floyd	12 by Kenny Perry
13 by Jeff Sluman	12 by Steve Flesch
13 by Billy Casper	12 by Loren Roberts
13 by Larry Nelson	

PLAYER THAT HAS MADE MOST CUTS

27 by Jack Nicklaus
27 by Raymond Floyd
25 by Tom Watson
24 by Hale Irwin
24 by Arnold Palmer
23 by Jay Haas
23 by Tom Kite
21 by Gary Player

FOUR SUBPAR ROUNDS, SAME PGA CHAMPIONSHIP

Arnold Palmer (68-68-69-69) in 1964
 Don January (71-72-70-68-69) in 1967 (*includes Playoff Round*)
 Don Massengale (70-75-70-66-71) in 1967 (*includes Playoff Round*)
 Ben Crenshaw (69-67-69-67) in 1979
 Lee Trevino (69-68-67-69) in 1984
 Calvin Peete (71-70-69-68) in 1984
 Seve Ballesteros (70-69-70-70) in 1984
 Jeff Sluman (69-70-68-65) in 1988
 Curtis Strange (70-68-70-69) in 1989
 Ian Woosnam (68-70-70-71) in 1989
 John Daly (69-67-69-71) in 1991
Nick Price (70-70-68-70) in 1992
 Paul Azinger (69-66-69-68) in 1993
 Greg Norman (68-68-67-69) in 1993
 Nick Faldo (69-66-69-68) in 1993
 Steve Elkington (68-67-68-64) in 1995
 Colin Montgomerie (68-67-67-65) in 1995
 Jeff Maggert (66-69-65-69) in 1995
 Bob Estes (69-68-68-68) in 1995
 Justin Leonard (68-66-70-70) in 1995
 Jeff Sluman (69-67-68-70) in 1995
 Steve Lowery (69-68-68-69) in 1995
 Miguel Jimenez (69-69-67-70) in 1995
 Jim Furyk (68-70-69-68) in 1995
 Payne Stewart (69-70-69-67) in 1995
 Costantino Rocca (70-69-68-69) in 1995
 Jesper Parnevik (69-69-70-69) in 1995
 Woody Austin (70-70-70-69) in 1995
 Mark Brooks (68-70-69-70) in 1996
 Tommy Tolles (69-71-71-67) in 1996
 Lee Janzen (68-71-71-70) in 1996
 Larry Mize (71-70-69-70) in 1996
 Tom Lehman (71-71-69-70) in 1996
 Miguel Jimenez (71-71-71-70) in 1996
 Steve Elkington (69-69-69-67) in 1998
 Nick Price (70-71-69-71) in 1999
 Tiger Woods (66-67-70-67) in 2000
 Greg Chalmers (71-69-66-70) in 2000
 Stuart Appleby (70-69-68-69) in 2000
 Phil Mickelson (70-70-69-70) in 2000
 David Toms (66-65-65-69) in 2001
 Phil Mickelson (66-66-66-68) in 2001
 Steve Lowery (67-67-66-68) in 2001
 Chris DiMarco (68-70-71-71) in 2004
 Tiger Woods (69-68-65-68) in 2006
 Shaun Micheel (69-70-67-69) in 2006
 Sergio Garcia (69-70-67-70) in 2006
 Adam Scott (71-69-69-67) in 2006
 Ian Poulter (70-70-68-71) in 2006
 Bubba Watson (68-71-70-68) in 2010
 Zach Johnson (69-70-69-70) in 2010
 Steve Elkington (71-70-67-71) in 2010
 Camilo Villegas (71-71-70-68) in 2010
 Robert Karlsson (71-71-71-70) in 2010



Arnold Palmer



Nick Price

FOUR ROUNDS IN THE 60S SAME PGA CHAMPIONSHIP

Arnold Palmer (68-68-69-69) in 1964
Ben Crenshaw (69-67-69-67) in 1979
Lee Trevino (69-68-67-69) in 1984
Paul Azinger (69-66-69-68) in 1993
Greg Norman (68-68-67-69) in 1993
Nick Faldo (69-66-69-68) in 1993
Steve Elkington (68-67-68-64) in 1995
Colin Montgomerie (68-67-67-65) in 1995
Jeff Maggert (66-69-65-69) in 1995
Bob Estes (69-68-68-68) in 1995
Steve Lowery (69-68-68-69) in 1995
Steve Elkington (69-69-69-67) in 1998
David Toms (66-65-65-69) in 2001
Phil Mickelson (66-66-66-68) in 2001
Steve Lowery (67-67-66-68) in 2001
Tiger Woods (69-68-65-68) in 2006

WIRE TO WIRE WINNERS

Bobby Nichols in 1964
Raymond Floyd in 1969
Raymond Floyd in 1982
Hal Sutton in 1983
Nick Price in 1994
Tiger Woods in 2000
Phil Mickelson in 2005

NUMBER OF TIMES A LEADER WENT ON TO WIN

1st Round - 11 in 54 championships
2nd Round - 20 in 54 championships
3rd Round - 30 in 54 championships

RECORD LOW 36-HOLE CUT

141 (one over par) in 2001
143 (one over par) in 1995
144 (four over par) in 2005
144 (even par) in 2006
144 (four over par) in 2011
145 (five over par) in 1982
145 (three over par) in 1988
145 (one over par) in 1989
145 (five over par) in 1994
145 (five over par) in 2007

RECORD HIGH 36-HOLE CUT MOST “HEARTBREAKING” ROUNDS

1959 by 1st round co-leader Dick Hart 69 - 79 - 82 to miss cut
1959 by 1st round co-leader Mike Krak 69 - 76 - 78 to miss cut
1959 by 1st round co-leader Chuck Klein 69 - 73 - 81 to miss cut
1964 by Don January 68 - 78 - 78 to miss cut
1970 by Dick Hendrickson 70 - 85 to miss cut
1972 by 1st round co-leader Stan Thirsk 68 - 82 - 76 - 80 to finish tied for 72nd
1972 by Larry Gilbert 69 - 81 - 80 - 77 to finish T - 74th
1982 by John Jackson 68 - 78 to miss cut
1983 by Gibby Gilbert 70 - 66 - 80 - 74 to finish T - 47th
1985 by Bob Lohr 69 - 82 to miss cut
1986 by 1st, 2nd & 3rd round leader Greg Norman 65 - 68 - 69 - 76 to finish 2nd
1988 by Doug Tewell 70 - 68 - 81 - 79 to finish 70th
1990 by 1st round leader Bobby Wadkins 68-75-80-81to finish T-47th
1992 by Jay Don Blake 68-77-79-76 to finish T-76
1994 by 1st round co-leader Colin Montgomerie, 67-76-70-72 to finish T-36th
1995 by 1st round leader Michale Bradley, 63-73-73-74 to finish T-54th
1995 by club pro Frank Dobbs who shot 1st rd. 67 then shot 77 and missed the cut
1996 by Russ Cochran who had to 3rd round lead by two but shot final round 77 to finish T-17th.
1999 by Hale Irwin who was just four off the lead after 36 holes but shot 78-75 to finish T41st
2000 by Edward Fryatt who was just three off the lead after 18 holes. Shot 69-79 to miss the cut
2001 by 1st round leader Grant Waite, 64-74-73-72 to finish T59th
2002 by 3rd round leader Justin Leonard, 72-66-69-77 to finish T4th
2003 by 1st round co-leader Phil Mickelson, 66-75-72-75 to finish T23rd
2003 by 1st round leader Darren Clarke, 65-71-72-76 to finish T13th
2005 by 1st round co-leader Rory Sabbatini, 67-69-76-80 to finish T74th
2006 by 1st round co-leader Lucas Glover, 66-74-77-72 to finish T46th
2007 by 1st round leader Graeme Storm, 65-76-74-78 to finish T62nd
2008 by 2nd round co-leader Robert Karlsson, 68-77-71-72 to finish T20th
2009 by 1st, 2nd & 3rd round leader Tiger Woods, 67-70-71-75 to finish 2nd
2010 by 1st & 2nd round leader Matt Kuchar, 67-69-73-72 to finish T10th
2011 by 1st round leader Steve Stricker, 63-74-69-73 to finish T12th

A LOOK AT THE WINNERS (*Stroke Play only*)

YEAR	WINNER	Margin of win	# of times it took to win	How he did the previous year	How he did while defending
1958	Dow Finsterwald	2	1	-	4th
1959	Bob Rosburg	1	2	T-11th	Missed 3rd rd. cut
1960	Jay Herbert	1	3	T-25th	13th
1961	Jerry Barber	Playoff	3	T-32nd	Missed 2nd rd. cut
1962	Gary Player	1	2	T-29th	T-8th
1963	Jack Nicklaus	2	2	T-3rd	2nd
1964	Bobby Nichols	3	3	T-23rd	T-54th
1965	Dave Marr	2	7	65th	T-18th
1966	Al Geiberger	4	4	T-19th	T-5th
1967	Don January	Playoff	8	T-12th	T-51st
1968	Julius Boros	1	11	T-5th	T-25th
1969	Raymond Floyd	1	6	T-41st	T-8th
1970	Dave Stockton	2	3	T-35th	T-40th
1971	Jack Nicklaus	2	10	T-6th	T-13th
1972	Gary Player	2	10	T-4th	T-51st
1973	Jack Nicklaus	4	12	T-13th	2nd
1974	Lee Trevino	1	7	T-18th	T-60th
1975	Jack Nicklaus	2	14	2nd	T-4th
1976	Dave Stockton	1	9	Missed Cut	T-31st
1977	Lanny Wadkins	Playoff	5	Missed Cut	T-34th
1978	John Mahaffey	Playoff	5	WD after 3rd rd.	T-51st
1979	David Graham	Playoff	7	Missed Cut	T-26th
1980	Jack Nicklaus	7	19	T-65th	T-4th
1981	Larry Nelson	4	6	Missed Cut	Missed Cut
1982	Raymond Floyd	3	19	T-19th	T-20th
1983	Hal Sutton	1	2	T-29th	T-6th
1984	Lee Trevino	4	16	T-14th	2nd
1985	Hubert Green	2	13	T-14th	T-41st
1986	Bob Tway	2	1	-	T-47th
1987	Larry Nelson	Playoff	12	Missed Cut	T-38th
1988	Jeff Sluman	3	3	T-14th	T-24th
1989	Payne Stewart	1	8	T-9th	T-8th
1990	Wayne Grady	3	4	T-46th	T-43rd
1991	John Daly	3	1	-	82nd
1992	Nick Price	3	9	WD before 1st rd.	T-31st
1993	Paul Azinger	Playoff	8	T-33rd	Missed Cut
1994	Nick Price	6	11	T-31st	T-39th
1995	Steve Elkington	Playoff	8	T-7th	T-3rd
1996	Mark Brooks	Playoff	9	T-31st	Missed Cut
1997	Davis Love III	5	11	Missed Cut	T-7th
1998	Vijay Singh	2	7	T-13th	T49th
1999	Tiger Woods	1	3	T-10th	Win
2000	Tiger Woods	Playoff	4	Win	T-29th
2001	David Toms	1	5	T5th	Cut
2002	Rich Beem	1	2	T70th	Cut
2003	Shaun Micheel	2	1	-	T24th
2004	Vijay Singh	Playoff	13	T34th	T10th
2005	Phil Mickelson	1	13	T6th	T16th
2006	Tiger Woods	3	10	T4th	Win
2007	Tiger Woods	2	11	Win	Did not play
2008	Padraig Harrington	2	10	T42nd	T10th
2009	Y.E Yang	3	3	Cut	Cut
2010	Martin Kaymer	Playoff	3	T6th	Cut
2011	Keegan Bradley	Playoff	1	-	-

PURSE THROUGH THE YEARS

YEAR	1ST PLACE	TOTAL PURSE	YEAR	1ST PLACE	TOTAL PURSE
1916	\$500	\$ 2,580	1965	25,000	149,700
1917	(No Championship Played)		1966	25,000	149,360
1919	\$500	2,580	1967	25,000	148,200
1920	\$500	2,580	1968	25,000	150,000
1921	\$500	2,580	1969	35,000	175,000
1922	\$500	2,580	1970	40,000	200,000
1923	*	3,600	1971	40,000	202,440
1924	*	6,830	1972	45,000	224,087
1925	*	6,330	1973	45,000	225,000
1926	*	11,100	1974	45,000	225,000
1927	*	15,441	1975	45,000	225,000
1928	*	10,400	1976	45,000	250,950
1929	*	5,000	1977	45,000	250,750
1930	*	10,300	1978	50,000	300,240
1931	\$1,000	7,200	1979	60,000	350,600
1932	\$1,000	7,200	1980	60,000	376,400
1933	\$1,000	7,200	1981	60,000	401,600
1934	\$1,000	7,200	1982	65,000	451,800
1935	\$1,000	7,820	1983	100,000	608,099
1936	\$1,000	9,200	1984	125,000	700,300
1937	\$1,000	9,200	1985	125,000	702,000
1938	\$1,100	10,000	1986	140,000	801,100
1939	\$1,100	10,600	1987	150,000	901,275
1940	\$1,100	11,050	1988	160,000	1,000,000
1941	\$1,100	10,600	1989	200,000	1,120,000
1942	\$1,000	7,550	1990	225,000	1,350,000
1943	(No Championship Played)		1991	230,000	1,400,000
1944	\$3,500	14,500	1992	280,000	1,608,000
1945	3,750	14,700	1993	300,000	1,702,750
1946	3,500	17,700	1994	310,000	1,748,125
1947	3,500	17,700	1995	360,000	1,991,825
1948	3,500	17,700	1996	430,000	2,412,675
1949	3,500	17,700	1997	470,000	2,602,300
1950	3,500	17,700	1998	540,000	2,886,800
1951	3,500	17,700	1999	630,000	3,492,550
1952	3,500	17,700	2000	900,000	5,031,100
1953	\$5,000	\$20,700	2001	936,000	5,205,050
1954	5,000	20,700	2002	990,000	5,465,300
1955	5,000	20,700	2003	1,080,000	5,938,300
1956	5,000	40,000	2004	\$1,125,000	6,225,300
1957	8,000	42,100	2005	\$1,170,000	\$6,378,950
1958	5,500	39,388	2006	\$1,224,000	\$6,696,250
1959	8,250	51,175	2007	\$1,260,000	\$6,900,900
1960	11,000	63,130	2008	\$1,350,000	\$7,216,900
1961	11,000	64,800	2009	\$1,350,000	\$7,484,500
1962	13,000	69,400	2010	\$1,350,000	\$7,399,400
1963	13,000	80,900	2011	\$1,445,000	\$7,934,000
1964	18,000	100,002			

PLAYOFFS

1961, Jerry Barber shot 67 to beat Don January who shot 68

1967, Don January shot 69 to beat Don Massengale who shot 71

In 1977 the PGA of America adopted the sudden death method for playoffs

1977, Lanny Wadkins beat Gene Littler with a par on the third playoff hole

1st hole - Par 4 2nd hole - Par 5 3rd hole - Par 3

Wadkins	Par	Birdie	Par
Littler	Par	Birdie	Bogey

1978, John Mahaffey beat Jerry Pate and Tom Watson with a birdie on the second playoff hole

1st hole - Par 4 2nd hole - Par 4

Mahaffey	Par	Birdie
Watson	Par	Par
Pate	Par	Par

1979, David Graham beat Ben Crenshaw with a birdie on the third playoff hole

1st hole - Par 4 2nd hole - Par 5 3rd hole - Par 3

Graham	Par	Birdie	Birdie
Crenshaw	Par	Birdie	Bogey

1987, Larry Nelson beat Lanny Wadkins with a par on the first playoff hole

1st hole (10th) - Par 4

Nelson	Par
Wadkins	Bogey

1993, Paul Azinger beat Greg Norman with a par on the second playoff hole

1st hole (18th) - Par 4 2nd hole (10th) - Par 4

Azinger	Par	Par
Norman	Par	Bogey

1995, Steve Elkington beat Colin Montgomerie with a birdie on the first playoff hole

1st hole (18th) - Par 4

Elkington	Birdie
Montgomerie	Par

1996, Mark Brooks beat Kenny Perry with a birdie on the first playoff hole

1st hole (18th) - Par 5

Brooks	Birdie
Perry	Bogey

2000 Tiger Woods beat Bob May in the new three hole playoff scheme

On the three holes, Wood had birdie 3 - par 4 - par 5 for a total of 12

On the three holes, May had par 4 - par 4 - par 4 for a total of 13

2004 Vijay Singh beat Justin Leonard and Chris DiMarco in a three hole playoff

On the three holes, Singh had birdie 3 - par 3 - par 4 for a total of 10

On the three holes, Leonard had par 4 - par 4 - par 4 for a total of 11

On the three holes Dimarco had par 4 - par 4 - par 4 for a total of 11

2010 Martin Kaymer beat Bubba Watson in a three hole playoff

On the three holes, Kaymer had par 4 - birdie 2 - bogey 5 for a total of 11

On the three holes, Watson had birdie 3 - par 3 - double bogey 6 for a total of 12

2011 Keegan Bradley beat Jason Dufner in a three hole playoff

On the three holes, Bradley had birdie 3 - par 3 - par 4 for a total of 10

On the three holes, Dufner had par 4 - bogey 4 - birdie 3 for a total of 11

MOST CHAMPIONSHIPS WON AT BOTH MATCH PLAY & STROKE PLAY

5 by **Walter Hagen** (1921, 1924, 1925, 1926, and 1927)

5 by Jack Nicklaus (1963, 1971, 1973, 1975 and 1980)

4 by Tiger Woods (1999, 2000, 2006 and 2007)

3 by Gene Sarazen (1922, 1923 and 1933)

3 by Sam Snead (1942, 1949 and 1951)

2 by Jim Barnes (1916 and 1919)

2 by Leo Diegel (1928 and 1929)

2 by Paul Runyan (1934 and 1938)

2 by Denny Shute (1936 and 1937)

2 by Byron Nelson (1940 and 1945)

2 by Ben Hogan (1946 and 1948)

2 by Gary Player (1962 and 1972)

2 by Dave Stockton (1970 and 1976)

2 by Raymond Floyd (1969 and 1982)

2 by Lee Trevino (1974 and 1984)

2 by Larry Nelson (1981 and 1987)

2 by Nick Price (1992 and 1993)



Walter Hagen

WINNING THE PGA CHAMPIONSHIPS ON FIRST TRY

Jim Barnes in 1916

Tom Creavy in 1931

Bob Hamilton in 1944

Doug Ford in 1955

Bob Tway in 1986

John Daly in 1991

Shaun Micheel in 2003

Keegan Bradley in 2011

WINNING THE PGA CHAMPIONSHIPS ON SECOND TRY

Bob Rosburg in 1959

Gary Player in 1962

Jack Nicklaus in 1963

Hal Sutton in 1983

Rich Beem in 2002

CHAMPION BREAKDOWN BY NATIVE COUNTRY

76 - United States

4 - South Africa

4 - Australia

2 - Scotland

2 - England

2 - Fiji

1 - Ireland

1 - South Korea

1 - Germany

MOST TIMES RUNNER-UP

- 4 by Jack Nicklaus (1964, 1965, 1974 and 1983)
 3 by Byron Nelson (1939, 1941 and 1944)
 3 by Arnold Palmer (1964, 1968 and 1970)
 3 by Billy Casper (1958, 1965 and 1971)

OLDEST WINNER

- 48 years, 4 months, 18 days old, Julius Boros
 (Born March, 3 1920) in 1968
 45 years, 3 months, 6 days old, Jerry Barber
 (Born April 25, 1916) in 1961
 44 years, 8 months, 18 days old, Lee Trevino
 (Born Dec. 1, 1939) in 1984
 41 years, 5 months, 24 days old, Vijay Singh
 (Born Feb. 22nd, 1963) in 2004
 40 years, 6 months, 20 days old, Jack Nicklaus
 (Born Jan. 21, 1940) in 1980

YOUNGEST WINNER

- 20 years, 5 months, 22 days old,
Gene Sarazen (Born Feb. 27, 1902)
 in 1922
 20 years, 7 months, 17 days old,
 Tom Creavy (Born Feb. 3, 1911)
 in 1931
 21 years, 7 months, 2 days old,
 Gene Sarazen (Born Feb. 27, 1902)
 in 1923
 23 years, 6 months old, Jack Nicklaus
 (Born Jan. 21, 1940) in 1963
 23 years, 7 months old, Tiger Woods
 (Born Dec. 30, 1975) in 1999



Gene Sarazen

AGE BREAKDOWN OF WINNERS

- 7 between 20 and 24 years old
 20 between 25 and 29 years old
 39 between 30 and 34 years old
 21 between 35 and 39 years old
 3 between 40 and 44 years old
 2 between 45 and 50 years old

PGA CLUB PROFESSIONAL RECORDS**BEST FIRST-ROUND SCORE**

- 66 by Buddy Whitten in 1983
 67 by Frank Dobbs in 1995
 68 by Stan Thisk in 1972
 68 by Bob Benson in 1975
 68 by John Jackson in 1982
 68 by Jay Overton in 1988
 68 by Rick Schuller in 2001

BEST SECOND-ROUND SCORE

- 64 by Don Bies in 1969
 66 by Jay Overton in 1988
 67 by Mark Mielke in 1995
 68 by Jimmy Wright in 1969
 68 by Maurice VerBrugge in 1975
 68 by Jimmy Powell in 1975
 68 by Dennis Tiziani in 1976
 68 by Tommy Aycok in 1974
 68 by Tom Dolby in 1994
 68 by Jim White in 1994
 68 by Mike Small in 2005

BEST THIRD-ROUND SCORE

- 67 by Larry Wise in 1972
 67 by Denny Lyons in 1973
 69 by Jimmy Wright in 1969
 69 by Tommy Bolt in 1971
 69 by Jim Woodward in 1987

BEST FOURTH-ROUND SCORE

- 69 by Tommy Bolt in 1971
 69 by Sam Snead in 1972
 68 by Bob Boyd in 1983
 69 by Stu Ingraham in 1993

BEST 36-HOLE SCORE

- 134 (68-66) by Jay Overton in 1988
 136 (66-70) by Buddy Whitten in 1983
 138 (74-64) by Don Bies in 1969
 138 (68-70) by Rick Schuller in 2001
 139 (71-68) by Jimmy Wright in 1969
 139 (69-70) by Ed Dougherty in 1975

BEST 54-HOLE SCORE

- 208 (71- 68- 69) by Jimmy Wright in 1969
 209 (74-64-71) by Don Bies in 1969
 209 (66-70-73) by Buddy Whitten in 1983
 210 (73-70-67) by Denny Lyons in 1973
 210 (68-66-76) by Jay Overton in 1988
 210 (68-70-72) by Rick Schuller in 2001

PGA CLUB PROFESSIONAL RECORDS**BEST 72-HOLE SCORE**

279 (71-68-69-71) by Jimmy Wright in 1969 - 4th place
 281 (68-70-72-71) by Rick Schuller in 2001 - T44th place
 283 (74-64-71-74) by Don Bies in 1969 - T-11 place
 283 (71-70-71-71) by Tom Wargo in 1993 - T-31st place
 283 (74-69-71-69) by Stu Ingraham in 1993 - T-31st place

MOST APPEARANCES BY A PERSON THAT QUALIFIED AS A CLUB PROFESSIONAL

11 by Larry Gilbert
 11 by Steve Schneider
 11 by Jay Overton
 10 by Bob Ford
 10 by Bob Boyd
 9 by Tim Thelean
 9 by Darrell Kestner
 8 by Jimmy Wright
 8 by Lonnie Nielsen
 7 by Mike Small
 7 by Ron Philo, Jr.
 7 by Bruce Zabriski
 7 by Gene Borek
 7 by Jeffrey Lankford
 7 by Jim Albus
 7 by John Jackson
 7 Ken Schall
 7 by Lynn Janson
 7 by Robert Hoyt

BEST FINISH

Third by Tommy Bolt in 1971
 Fourth by Jimmy Wright in 1969
 Tied-fourth by Sam Snead in 1972
 Tied-ninth by Sam Snead in 1973
 Tied-11th by Don Bies in 1969
 Tied for 11th by Tommy Aycock in 1974
 Tied for 11th by Lonnie Nielsen in 1986
 Tied for 12th by Denny Lyons in 1973
 Tied for 17th by Jay Overton in 1988
 Tied for 19th by Bob Boyd in 1990
 Tied for 20th by Larry Wise in 1972
 Tied for 22nd by Stan Brion in 1974
 Tied for 22nd by Ed Dougherty in 1975
 Tied for 22nd by Don Massengale in 1976
 Tied for 24th by Don Massengale in 1974
 Tied for 27th by Buddy Whitten in 1983
 Tied for 28th by Tom Wargo in 1992
 Tied for 30th by Bob Menne in 1970
 Tied for 30th by Gene Borek in 1971
 Tied for 30th by Bob Boyd in 1983
 Tied for 30th by Bob Boyd in 1994
 Tied for 31st by Chip Sullivan in 2004

LOW PGA CLUB PROFESSIONAL FINISHER IN THE PGA CHAMPIONSHIP*

YEAR	PLAYER	FINISH/RESULTS
1968	Al Mengert	20th/287
1969	Jimmy Wright	4th/279
1970	Al Mengert	T-18/289
1971	Tommy Bolt	# 3rd/284
1972	Sam Snead#	T-4/284
1973	Sam Snead#	T-9/284
1974	Sam Snead#	T-3/279
1975	Ed Dougherty	T-22/288
1976	Don Padgett II	T-43/293
1977	Bob Duden	T-54/301
1978	DeWitt Weaver	T-42/300
1979	Jim Masserio	T-35/287
	Lynn Janson	T-35/287
1980	DeWitt Weaver	74th/303
1981	Don Padgett II	T-61/292
1982	Don Padgett II	72nd/295
1983	Buddy Whitten	T-27/286
1984	Scott Bess	T-62/296
1985	Robert Hoyt	72nd/300
1986	Lonnie Nielsen	T-11/284
1987	Bob Betley	T-47/300
	Fred Funk	T-47/300
1988	Jay Overton	T-17/284
1989	—	
1990	Bob Boyd	T-19/295
1991	Lindy Miller	T-57/293
1992	Tom Wargo	T-28/289
1993	Stu Ingraham	T-31/283
1994	Bob Boyd	T-30/284
1995	Wayne DeFrancesco	T-71/291
1996	Bob Boyd	T-52/289
1997	—	
1998	—	
1999	Bruce Zabriski	T-68/298
2000	Frank Dobbs	80th/313
2001	Rick Schuller	T-44/281
2002	Don Berry	T-64/302
2003	—	
2004	Chip Sullivan	T-31/287
2005	Steve Schneider	T-40/286
2006	Don Yrene	T-68/300
2007	Mike Small	T-69/296
2008	—	
2009	Greg Bisconti	74th/301
2010	Rob Labritz	T-68/295
2011	Mike Small	T-69/292

*Since the origin of the PGA Professional National Championship
 # Earned PGA Club Professional classification at time of competition

Name	Number of Wins	Years in Match Play	Highest Round Played In	Matches Played	Wins	Losses	Win %	Holes Played	Wins in Round 1	Semifinals	Finals
Tommy Armour	1	9	Finals	25	17	8	68%	773	6	2	2
Laurie Ayton	0	6	2nd Round	9	3	6	33%	272	3	0	0
Errie Ball	0	9	2nd Round	11	2	9	18%	199	2	0	0
Jerry Barber	0	4	Quarterfinals	9	5	4	56%	189	2	0	0
Jim Barnes	2	9	Finals	31	24	7	77%	962	8	4	4
Herman Barron	0	11	Quarterfinals	21	10	11	48%	511	7	0	0
Charles Bassler	0	6	Semifinals	15	9	6	60%	321	4	1	0
Harry Bassler	0	5	3rd Round	12	7	5	58%	254	5	0	0
Joe Belfore	0	5	1st Round	5	0	5	00%	80	0	0	0
Arthur Bell	0	4	Semifinals	13	9	4	69%	331	4	1	0
Sam Bernardi	0	5	2nd Round	8	3	5	38%	145	3	0	0
Al Besselink	0	2	2nd Round	4	2	2	50%	70	2	0	0
Tommy Bolt	0	5	Semifinals	17	12	5	71%	376	4	2	0
Jackson Bradley	0	10	3rd Round	19	9	10	47%	371	6	0	0
M.J. Brady	0	4	2nd Round	7	3	4	43%	237	3	0	0
Mike Brady	0	2	2nd Round	4	2	2	50%	92	2	0	0
Al Brosch	0	7	Quarterfinals	17	9	8	53%	341	6	0	0
Jim Browning	0	4	3rd Round	12	7	5	58%	235	5	0	0
Johnny Bulla	0	4	Quarterfinals	12	8	4	67%	253	4	0	0
Billy Burke	0	8	Semifinals	17	9	8	53%	424	5	1	0
Eddie Burke	0	8	3rd Round	12	4	8	33%	264	3	0	0
Jack Burke	1	2	2nd Round	3	1	2	33%	101	1	0	0
Jack Burke Jr.	0	7	Finals	21	15	6	71%	483	5	1	1
Walter Burkemo	1	7	Finals	33	27	6	82%	838	6	4	3
Sam Byrd	0	6	Finals	11	5	6	45%	311	2	1	1
Frank Champ	0	6	Quarterfinals	10	4	6	40%	200	2	0	0
Brien Charter	0	2	3rd Round	6	4	2	67%	118	2	0	0
George Christ	0	4	Quarterfinals	7	3	4	43%	217	2	0	0
Henry Ciuci	0	4	Quarterfinals	7	3	4	43%	231	2	0	0
Jimmy Clark	0	2	Quarterfinals	5	3	2	60%	118	1	0	0
Al Collins	0	1	Quarterfinals	3	2	1	67%	106	1	0	0
Bruce Coltart	0	6	3rd Round	10	4	6	40%	226	2	0	0
Frank Commisso	0	5	1st Round	5	0	5	00%	82	0	0	0
Charles Congdon	0	2	Semifinals	8	6	2	75%	225	2	1	0
Harry Cooper	0	14	Semifinals	29	15	14	52%	838	9	1	0
Pete Cooper	0	6	3rd Round	9	3	6	33%	160	2	0	0
Wiffy Cox	0	5	1st Round	5	0	5	00%	146	0	0	0
Tom Creavy	1	3	Finals	12	10	2	83%	409	3	2	1
Bob Crowley	0	3	Quarterfinals	7	4	3	57%	234	3	0	0
Bobby Cruickshank	0	11	Semifinals	27	16	11	59%	782	8	2	0
Perry Del Vecchio	0	2	Quarterfinals	4	2	2	50%	124	1	0	0
Jimmy Demaret	0	13	Semifinals	35	22	13	63%	856	8	4	0
Mike DeMassey	0	4	2nd Round	5	1	4	20%	99	1	0	0
Ray Derr	0	3	Semifinals	9	6	3	67%	308	3	1	0
Roberto De Vincenzo	0	2	Quarterfinals	7	5	2	71%	159	2	0	0
Leo Diegel	2	13	Finals	30	19	11	63%	902	7	3	3
Clarence Doser	0	14	Semifinals	26	12	14	46%	575	7	1	0
Dave Douglas	0	7	Quarterfinals	17	10	7	59%	378	5	0	0
Pat Doyle	0	5	Quarterfinals	8	3	5	38%	272	2	0	0
Ed Dudley	0	16	Semifinals	41	25	16	61%	1114	14	1	0
Mortie Dutra	0	9	Semifinals	17	8	9	47%	475	5	1	0
Olin Dutra	1	4	Finals	10	7	3	70%	296	3	1	1
J. D. Edgar	0	2	Finals	8	6	2	75%	222	2	1	1
Abe Espinosa	0	6	Quarterfinals	12	6	6	50%	355	4	0	0
Al Espinosa	0	11	Finals	27	16	11	59%	851	8	2	1
Max Evans	0	4	2nd Round	5	1	4	20%	91	1	0	0
Don Fairfield	0	3	Quarterfinals	6	3	3	50%	144	1	0	0
Johnny Farrell	0	16	Finals	39	23	16	59%	1201	10	3	1
George Fazio	0	10	Quarterfinals	18	8	10	44%	335	6	0	0
Jim Ferrier	1	8	Finals	25	18	7	72%	563	8	2	1
Mike Fetchick	0	2	3rd Round	4	2	2	50%	67	1	0	0
Dow Finsterwald	0	1	Finals	7	6	1	86%	175	1	1	1
Jack Fleck	0	4	3rd Round	9	5	4	56%	162	3	0	0
Doug Ford	1	3	Finals	13	11	2	85%	274	3	1	1
Jim Foulis	0	9	Quarterfinals	18	9	9	50%	429	5	0	0
Emmett French	0	6	Finals	19	13	6	68%	555	5	2	1
Ed Furgol	0	7	Semifinals	17	10	7	59%	359	4	1	0
Marty Furgol	0	9	3rd Round	18	9	9	50%	337	7	0	0

Name	Number of Wins	Years in Match Play	Highest Round Played In	Matches Played	Wins	Losses	Win %	Holes Played	Wins in Round 1	Semifinals	Finals
Ray Gafford	0	4	Quarterfinals	8	4	4	50%	171	2	0	0
Bob Gajda	0	3	3rd Round	6	3	3	50%	95	2	0	0
Francis Gallett	0	6	Quarterfinals	11	5	6	45%	298	3	0	0
Vic Ghezzi	1	21	Finals	47	27	20	57%	1104	14	2	1
Leland Gibson	0	6	Quarterfinals	13	7	6	54%	297	4	0	0
Willie Goggin	0	10	Finals	20	10	10	50%	523	5	1	1
John Golden	0	13	Semifinals	32	19	13	59%	974	9	3	0
Jack Grout	0	3	3rd Round	7	4	3	57%	172	3	0	0
Ralph Guldahl	0	5	Semifinals	14	9	5	64%	292	5	1	0
Fred Haas Jr.	0	6	Quarterfinals	14	8	6	57%	291	5	0	0
Clarence Hackney	0	7	Quarterfinals	12	5	7	42%	342	3	0	0
Walter Hagen	5	15	Finals	50	40	10	75%	1580	10	8	6
Bob Hamilton	1	9	Finals	20	12	8	60%	490	5	2	1
Harry Hampton	0	6	Semifinals	14	8	6	57%	422	4	1	0
Chick Harbert	1	11	Finals	34	24	10	71%	841	8	3	3
Claude Harmon	0	13	Semifinals	40	26	14	65%	912	10	3	0
Tom Harmon Jr.	0	6	2nd Round	9	3	6	33%	241	3	0	0
Chandler Harper	1	9	Finals	19	11	8	58%	407	5	1	1
Dutch Harrison	0	11	Semifinals	20	9	11	45%	440	4	1	0
Fred Hawkins	0	3	Quarterfinals	10	7	3	70%	213	2	0	0
Clayton Heafner	0	4	Quarterfinals	8	4	4	50%	174	2	0	0
Jay Hebert	0	3	Quarterfinals	11	7	4	64%	219	3	0	0
Lionel Hebert	1	3	Finals	13	11	2	85%	272	3	1	1
Ray Hill	0	6	Quarterfinals	11	5	6	45%	216	3	0	0
Jimmy Hines	0	15	Semifinals	37	22	15	59%	916	10	2	0
Ben Hogan	2	7	Finals	27	22	5	81%	700	6	2	2
Tony Holguin	0	4	3rd Round	7	3	4	43%	122	2	0	0
Al Houghton	0	2	Quarterfinals	4	2	2	50%	125	1	0	0
Willie Hunter	0	2	2nd Round	3	1	2	33%	85	1	0	0
Jock Hutchison	1	7	Finals	23	17	6	74%	718	6	2	2
Ralph Hutchison	0	2	Quarterfinals	4	2	2	50%	110	1	0	0
Jack Isaacs	0	7	Semifinals	17	10	7	59%	356	6	1	0
Terl Johnson	0	4	Quarterfinals	10	6	4	60%	220	3	0	0
William Johnston	0	2	Semifinals	8	6	2	75%	163	2	1	0
Herman Keiser	0	9	3rd Round	12	3	9	25%	190	2	0	0
Tom Kerrigan	0	5	Quarterfinals	13	8	5	62%	367	4	0	0
Eddie Kirk	0	1	Quarterfinals	4	3	1	75%	99	1	0	0
Joe Kirkwood	0	6	Semifinals	13	7	6	54%	442	3	1	0
Willie Klein	0	7	2nd Round	9	3	6	33%	242	3	0	0
Emerick Kocsis	0	1	Quarterfinals	4	3	1	75%	96	1	0	0
Mike Krak	0	3	3rd Round	7	4	3	57%	115	2	0	0
Ted Kroll	0	8	Finals	26	18	8	69%	582	6	2	1
Gene Kunes	0	7	Semifinals	13	7	6	54%	330	4	1	0
Charles Lacey	0	3	Semifinals	6	3	3	50%	183	1	1	0
Ky Laffoon	0	11	Semifinals	30	19	11	63%	735	11	1	0
Lawson Little	0	5	2nd Round	7	2	5	29%	120	2	0	0
Gene Littler	0	1	2nd Round	2	1	1	50%	36	1	0	0
Bobby Locke	0	1	1st Round	1	0	1	00%	18	0	0	0
Emil Loeffler	0	2	Quarterfinals	5	3	2	60%	136	1	0	0
Toby Lyons	0	5	4th Round	9	4	5	44%	157	2	0	0
Bob MacDonald	0	4	Semifinals	11	7	4	64%	379	4	1	0
Willie MacFarlane	0	7	Semifinals	17	10	7	59%	528	6	1	0
Tony Manero	0	10	Semifinals	25	15	10	60%	632	8	1	0
Lloyd Mangrum	0	9	Semifinals	28	19	9	68%	678	8	2	0
Ray Mangrum	0	6	3rd Round	12	6	6	50%	219	5	0	0
Elroy Marti	0	5	3rd Round	8	3	5	38%	147	2	0	0
Milon Marusic	0	7	3rd Round	10	5	5	50%	165	3	0	0
Dick Mayer	0	2	Quarterfinals	9	7	2	78%	166	2	0	0
Shelley Mayfield	0	4	Semifinals	14	10	4	71%	312	4	1	0
George McLean	0	6	Semifinals	19	13	6	68%	558	5	3	0
Fred McLeod	0	5	Finals	14	9	5	64%	455	3	1	1
Tom McNamara	0	3	2nd Round	4	1	3	25%	107	1	0	0
Harold McSpaden	0	11	Finals	33	21	12	64%	882	8	3	1
Bill Mehlhorn	0	12	Finals	23	11	12	48%	735	5	2	1
Dick Metz	0	12	Semifinals	28	16	12	57%	661	9	1	0
Cary Middlecoff	0	4	Finals	17	13	4	76%	440	4	2	1
Eric Monti	0	5	1st Round	5	0	5	00%	82	0	0	0
Frank Moore	0	4	Quarterfinals	10	6	4	60%	197	4	0	0

Name	Number of Wins	Years in Match Play	Highest Round Played In	Matches Played	Wins	Losses	Win %	Holes Played	Wins in Round 1	Semifinals	Finals
Rod Munday	0	8	Quarterfinals	13	5	8	38%	279	3	0	0
Reggie Myles	0	6	Quarterfinals	12	6	6	50%	320	3	0	0
Larry Nabholz	0	3	Semifinals	7	4	3	57%	221	2	1	0
Bill Nary	0	5	Quarterfinals	11	6	5	55%	210	4	0	0
Byron Nelson	2	10	Finals	45	37	8	82%	1305	9	6	5
Harry Nettlebladt	0	7	2nd Round	9	2	7	22%	187	2	0	0
Augie Nordone	0	6	2nd Round	8	2	6	25%	153	2	0	0
J. J. O'Brien	0	1	Quarterfinals	3	2	1	67%	97	1	0	0
Pat O'Hara	0	2	1st Round	2	0	2	00%	75	0	0	0
Peter O'Hara	0	3	Quarterfinals	6	3	3	50%	211	2	0	0
Bud Oakley	0	2	2nd Round	3	1	2	33%	54	1	0	0
Willie Ogg	0	5	3rd Round	8	3	5	38%	232	2	0	0
Ed Oliver	0	9	Finals	21	12	9	57%	466	5	1	1
Johnny Palmer	0	9	Finals	22	13	9	59%	469	6	1	1
Sam Parks Jr.	0	5	3rd Round	8	3	5	38%	164	2	0	0
Guy Paulsen	0	5	1st Round	5	0	5	00%	94	0	0	0
Toney Penna	0	11	2nd Round	18	7	11	39%	409	7	0	0
Henry Picard	1	11	Finals	34	24	10	71%	869	9	3	1
Henry Ransom	0	12	Quarterfinals	28	16	12	57%	552	8	0	0
Wilfred Reid	0	4	2nd Round	6	2	4	33%	189	2	0	0
Johnny Revolta	1	12	Finals	27	16	11	59%	619	9	1	1
Skee Riegel	0	3	3rd Round	7	4	3	57%	116	2	0	0
Chas. Rowe	0	2	Quarterfinals	6	3	3	50%	132	1	0	0
Paul Runyan	2	12	Finals	35	25	10	71%	946	8	2	2
Harold Sampson	0	2	Quarterfinals	5	3	2	60%	139	2	0	0
Gene Sarazen	3	28	Finals	82	57	25	70%	2221	22	7	4
Eddie Schultz	0	7	Quarterfinals	11	4	7	36%	279	2	0	0
Charles Sheppard	0	6	Quarterfinals	14	6	8	43%	289	3	0	0
Denny Shute	2	18	Finals	51	35	16	69%	1374	13	4	3
Al Smith	0	8	3rd Round	17	9	8	53%	343	5	0	0
Horton Smith	0	17	Semifinals	43	26	17	60%	1126	11	1	0
Sam Snead	3	17	Finals	64	50	14	78%	1546	16	5	5
Ralph Stonehouse	0	4	Quarterfinals	7	3	4	43%	165	2	0	0
Jimmy Thomson	0	11	Finals	22	12	10	55%	469	6	1	1
Felice Torza	0	3	Finals	8	5	3	63%	215	1	1	1
Bob Toski	0	7	3rd Round	12	6	6	50%	215	4	0	0
Eddie Towns	0	4	3rd Round	7	3	4	43%	148	2	0	0
Jim Turnesa	1	12	Finals	34	23	11	68%	822	9	2	2
Joe Turnesa	0	7	Finals	11	4	7	36%	302	1	1	1
Mike Turnesa	0	14	Finals	27	13	14	48%	621	7	1	1
Wally Ulrich	0	3	3rd Round	8	5	3	63%	165	3	0	0
Ellsworth Vines	0	8	Semifinals	16	8	8	50%	321	4	1	0
Cyril Walker	0	4	Semifinals	13	9	4	69%	429	4	1	0
Art Wall	0	2	3rd Round	5	3	2	60%	85	2	0	0
Frank Walsh	0	8	Finals	15	8	7	53%	375	5	1	1
Al Watrous	0	20	Semifinals	39	19	20	49%	1009	12	2	0
James West	0	4	Quarterfinals	8	4	4	50%	229	3	0	0
Henry Williams Jr.	0	9	Finals	23	14	9	61%	530	6	1	1
Craig Wood	0	10	Finals	26	16	10	62%	720	8	2	1
Lew Worsham	0	10	Quarterfinals	27	17	10	63%	531	9	0	0
Al Zimmerman	0	4	Semifinals	9	5	4	56%	202	2	1	0

MOST FINALS

- 6 by **Walter Hagen** (winner, 1921, '24, '25, '26, '27; runner-up, 1923)
 5 by Sam Snead (winner 1942, '49 and '51; runner-up, 1938 and '40)
 5 by Byron Nelson (winner, 1940 and '45; runner-up, 1939, '41 and '44)
 4 by Jim Barnes (winner, 1916 and '19; runner-up, 1921 and '24)
 4 by Gene Sarazen (winner, 1922, '23 and '33; runner-up, 1930)
 3 by Denny Shute (runner-up, 1931; winner, 1936 and '37)
 3 by Leo Diegel (runner-up, 1926; winner, 1928 and '29)
 3 by Chick Harbert (runner-up, 1947 and '51; winner, 1954)
 3 by Walter Burkemo (runner-up, 1951 and '54; winner, 1953)



Walter Hagen

MOST TIMES IN SEMIFINALS

- 8 by Walter Hagen (1916, '21, '23, '24, '25, '26, '27 and '29)
 7 by Gene Sarazen (1922, '23, '28, '30, '31, '33 and '41)
 6 by Byron Nelson (1939, '40, '41, '42, '44 and '45)
 5 by Sam Snead (1938, '40, '42, '49 and '51)
 4 by Denny Shute (1931, '34, '36 and '37)
 4 by Jim Barnes (1916, '19, '21 and '24)
 4 by Jimmy Demaret (1942, '46, '48 and '50)
 4 by Walter Burkemo (1951, '53, '54 and '57)

MOST CONSECUTIVE TIMES IN FINALS

- 5 by Walter Hagen (runner-up, 1923; winner, 1924, '25, '26 and '27)*
 3 by Byron Nelson (runner-up, 1939; winner, 1940; runner-up 1941)
**Hagen made it into finals in 1921, but did not play in the 1922 PGA Championship.*

MOST YEARS QUALIFIED FOR MATCH PLAY

- | | |
|--------------------|--------------------|
| 28 by Gene Sarazen | 18 by Denny Shute |
| 21 by Vic Ghezzi | 17 by Horton Smith |
| 20 by Al Watrous | 17 by Sam Snead |

MOST MATCHES PLAYED

- | | |
|--------------------|--------------------|
| 82 by Gene Sarazen | 50 by Walter Hagen |
| 64 by Sam Snead | 47 by Vic Ghezzi |
| 51 by Denny Shute | 45 by Byron Nelson |

MOST HOLES PLAYED IN MATCH PLAY

- 2,221 by **Gene Sarazen**
 1,580 by Walter Hagen
 1,546 by Sam Snead
 1,374 by Denny Shute
 1,305 by Byron Nelson



Gene Sarazen

MOST MATCHES WON

- 57 by Gene Sarazen
 50 by Sam Snead
 40 by Walter Hagen
 37 by Byron Nelson
 35 by Denny Shute

HIGHEST WINNING PERCENTAGE (MINIMUM OF 15 MATCHES)

- 82% by Byron Nelson 37 wins-8 losses
 82% by Walter Burkemo 27 wins-6 losses
 81% by Ben Hogan 22 wins-5 losses
 80% by Walter Hagen 40 wins-10 losses
 78% by Sam Snead 50 wins-14 losses
 77% by Jim Barnes 24 wins-7 losses

MOST CONSECUTIVE MATCHES WON

- 22 by Walter Hagen—(five in 1924, five in 1925, five in 1926, five in 1927, two in 1928); streak was broken in the quarterfinals of 1928 with Leo Diegel's 2 and 1 win
 14 by Denny Shute—(six in 1936, six in 1937, two in 1938); streak was broken in the 3rd round of 1938 with Jimmy Hines' 2 and 1 win
 13 by Gene Sarazen—(six in 1922, six in 1923, one in 1924); streak was broken in the 2nd round of 1924 with Larry Nabholz's 2 and 1 win
 11 by Jim Barnes—(five in 1916, five in 1919, one in 1920); streak was broken in the 2nd round of 1920 with Clarence Hackney's 5 and 4 win
 11 by Walter Burkemo—(six in 1953, five in 1954); streak was broken in the finals of 1954 with Chick Harbert's 4 and 3 win
 11 by Leo Diegel—(five in 1928, five in 1929, one in 1930); streak was broken in the 2nd round of 1930 with Harold Sampson's 1-up (38) win
 11 by Byron Nelson—(six in 1940, five in 1941); streak was broken in the finals of 1941 with Vic Ghezzi's 1-up (38) win
 10 by Walter Hagen—(five in 1921, five in 1923); streak was broken in finals of 1923 with Gene Sarazen's 1-up (38) win*
**Note Hagen did not play in the 1922 PGA Championship*

MOST WINS IN FIRST ROUND

- 22 by Gene Sarazen
 16 by Sam Snead
 14 by Ed Dudley
 14 by Vic Ghezzi
 13 by Denny Shute

MOST HOLES PLAYED IN ONE CHAMPIONSHIP

194 by Gene Sarazen in 1923:

1st round 29, 2nd round 26,
3rd round 34, Quarterfinals 36,
Semifinals 31, Finals 38

188 by Walter Hagen in 1923:

1st round 33, 2nd round 27,
3rd round 34, Quarterfinals 32,
Semifinals 25, Finals 38

182 by Harold McSpaden in 1937:

1st round 16, 2nd round 20,
3rd round 34, Quarterfinals 39,
Semifinals 36, Finals 37

CHAMPIONS TAKING THE FEWEST HOLES TO WIN

154 by Leo Diegel in 1928: 1st round 28, 2nd round 32, Quarterfinals 35, Semifinals 28, Finals 31

154 by Leo Diegel in 1929: 1st round 27, 2nd round 27, Quarterfinals 34, Semifinals 34, Finals 32

155 by Ben Hogan in 1946: 1st round 17, 2nd round 15, 3rd round 32, Quarterfinals 32, Semifinals 27, Finals 32

157 by Gene Sarazen in 1933: 1st round 29, 2nd round 33, Quarterfinals 31, Semifinals 32, Finals 32

BIGGEST WINNING MARGIN OF VICTORY, 12 AND 11

Jim Barnes beat George Denback in the 1st round, 1923

Jim Barnes beat John Cowan in the 2nd round, 1923

Willie Ogg beat Carl Anderson in the 2nd round, 1923

Walter Hagen beat George McLean in the semifinals, 1923

Mortie Dutra beat Albert Alcroft in the 1st round, 1927

Johnny Revolta beat Alex Gerlak in the 1st round, 1933

Ky Laffoon beat Vic Bass in the 1st round, 1942

BIGGEST WINNING MARGIN OF VICTORY, 12 AND 10

Ky Laffoon beat George Smith in 1st round, 1934

Doug Ford beat Wally Ulrich in the 3rd round, 1955

BIGGEST WINNING MARGIN OF VICTORY IN A FINAL

Paul Runyan beat Sam Snead,
8 and 7 in 1938

Ben Hogan beat Mike Turnesa,
7 and 6 in 1948

Sam Snead beat Walter Burkemo,
7 and 6 in 1951



Paul Runyan

PLAYOFFS IN THE FINALS

1923–Gene Sarazen beat Walter Hagen on the 38th hole

1934–Paul Runyan beat Craig Wood on the 38th hole

1937–Denny Shute beat Harold McSpaden on the 37th hole

1939–Henry Picard beat Byron Nelson on the 37th hole

1941–Vic Ghezzi beat Bryon Nelson on the 38th hole

MOST PLAYOFFS

7 by Claude Harmon 2 wins — 5 losses

7 by Harold McSpaden 4 wins — 3 losses

7 by Sam Snead 3 wins — 4 losses

6 by Chick Harbert 4 wins — 2 losses

6 by Byron Nelson 3 wins — 3 losses

6 by Al Watrous 2 wins — 4 losses

MOST WINS IN PLAYOFFS

5 by Gene Sarazen in five playoffs

4 by Harold McSpaden in seven playoffs

4 by Chick Harbert in six playoffs

4 by Jim Turnesa in five playoffs

4 by **Walter Burkemo** in four playoffs

4 by Jim Ferrier in four playoffs

4 by Ky Laffoon in four playoffs



Walter Burkemo

MOST EXTRA-HOLE MATCHES PLAYED IN ONE YEAR

3 by Harold McSpaden in 1937–beat Bunny Torpey in the 2nd round (20 holes), beat Henry Picard in quarterfinals (39 holes), lost to Denny Shute in the finals (37 holes)

3 by Walter Burkemo in 1951–beat Tody Lyons in the 1st round (20 holes), beat Chick Harbert in the 2nd round (19 holes), beat Ellsworth Vines in the semifinals (37 holes)

3 by Dave Douglas in 1953–beat Lew Worsham in the 1st round (20 holes), beat Sam Snead in the 2nd round (19 holes), beat Jackson Bradley in the 3rd round (37 holes)

LONGEST MATCHES (36 HOLES)

43 holes – John Golden beat Walter Hagen in the 1st round in 1932

42 holes – Claude Harmon beat Sam Snead in the quarterfinals in 1948

41 holes – Bobby Cruickshank beat Al Watrous in the 1st round in 1932

LONGEST MATCHES (18 HOLES)

26 holes – **Chuck Harbert** beat Eddie Burke in the 2nd round in 1948

24 holes – Ted Kroll beat Max Evans in the 2nd round in 1954



Chuck Harbert

LOWEST QUALIFYING SCORE

134 by Jim Ferrier in 1946

134 by Stewart Alexander in 1948

134 by Johnny Palmer in 1953

**HIGHEST QUALIFYING SCORE
BY A CHAMPION**

154 by Denny Shute in 1936, 155 made it into match play

151 by Walter Hagen in 1925, 157 made it into match play

151 by Leo Diegel in 1928, 60 made it into match play

151 by Byron Nelson in 1940, 53 made it into match play

149 by Denny Shute in 1937; Shute was exempt from
qualifying, and 63 made it into match play

**MEDALIST GOING ON TO WIN THE PGA
CHAMPIONSHIP**

140 by Walter Hagen in 1926

141 by Walter Hagen in 1927 (shared low medalist honors)

140 by Olin Dutra in 1932

138 by Byron Nelson in 1945 (shared low medalist honors)

135 by Doug Ford in 1955